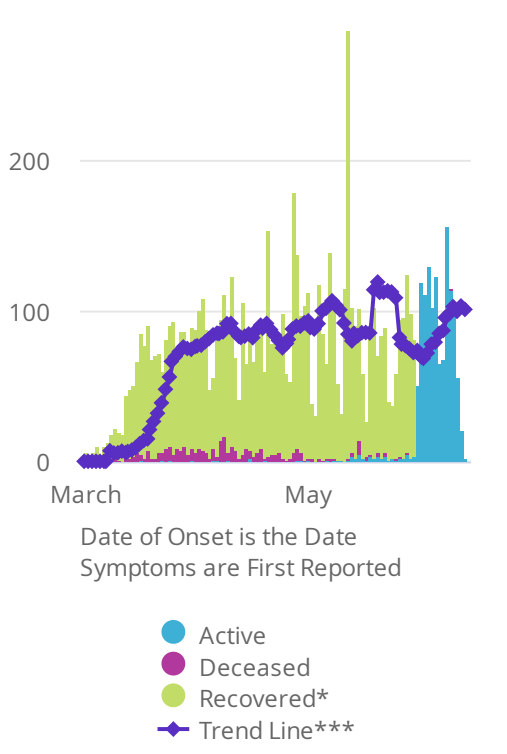


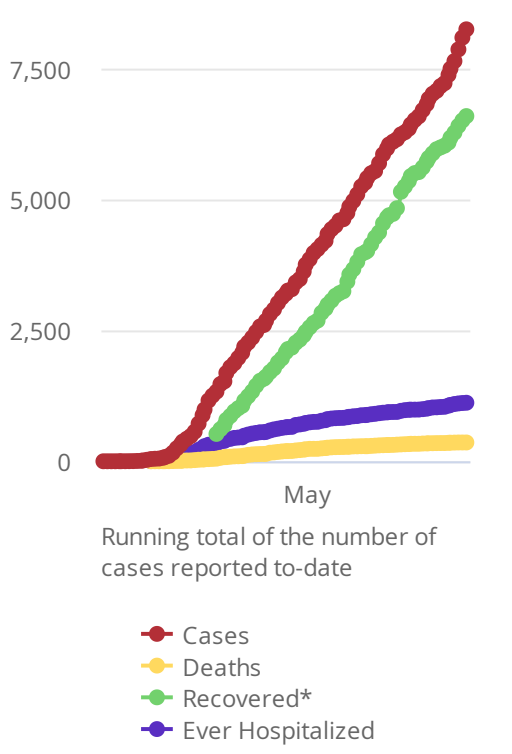
OK Summary	OK Cases	OK Deaths	OK Recovered
Cases Updated ... 2020-06-14 Source: OK Gov...	8,231 ↑ 158 DoD* 2% DoD*	359 --0 DoD* 0% DoD*	6,578 ↑ 83 DoD* 1.3% DoD*

US Summary	US Cases	US Deaths	US Recovered
Cases Updated ... 2020-06-13 Source: Johns H...	2,074,5... ↑ 25,54... 1.2% DoD*	115,436 ↑ 767 DoD* 0.7% DoD*	556,606 ↑ 9,220 D... 1.7% DoD*


Oklahoma Case Status by ...



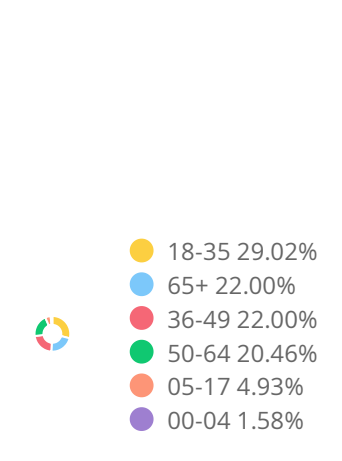
Oklahoma Cumulative Cas...



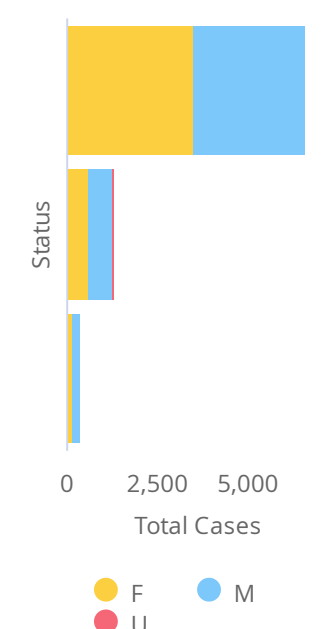
Oklahoma Total ...



Oklahoma Total ...



Oklahoma Total ...



[View Data by County](#)

[View Data by City](#)

[View Data by Zip](#)

[View Data for Confirmed Cases](#)

[View Data for Deaths](#)

[View Data for Recoveries](#)

[Symptom Tracker](#)

[Personal Protective and Hospital Equipment](#)

[OSDH District Breakout](#)

[View Data Downloads](#)

DoD\* indicate the delta (↑ ↓) or rate of change (%) over the past 24 hours only.

\*\*Data shown are preliminary and subject to change as additional information is obtained.

Race/Ethnicity containing missing data is bucketed into the unknown category.

\*Recovered: currently not hospitalized or deceased and 14 days after onset/report. Recoveries calculated beginning on 4/6/2020.

Trend Line\*\*\* is a 7 day rolling average of the number of the confirmed cases by date of symptom onset or positive test result for asymptomatic cases.

A 7 day lag has been applied to the trend line based on information collected to-date for the week of 5/3 and 5/9 where within 7 days of onset date 90% of the cases had been reported.

\*\*\*\* The purpose of publishing aggregated statistical COVID-19 data through the OSDH Dashboard, the Executive Order Report, and the Weekly Epidemiology and Surveillance Report is to support the