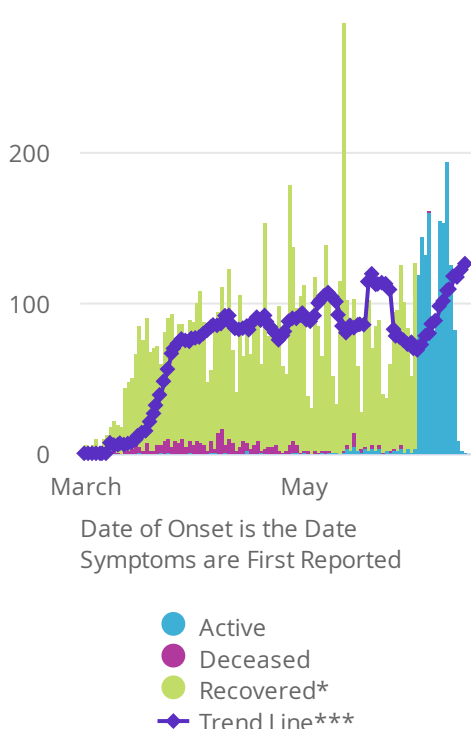


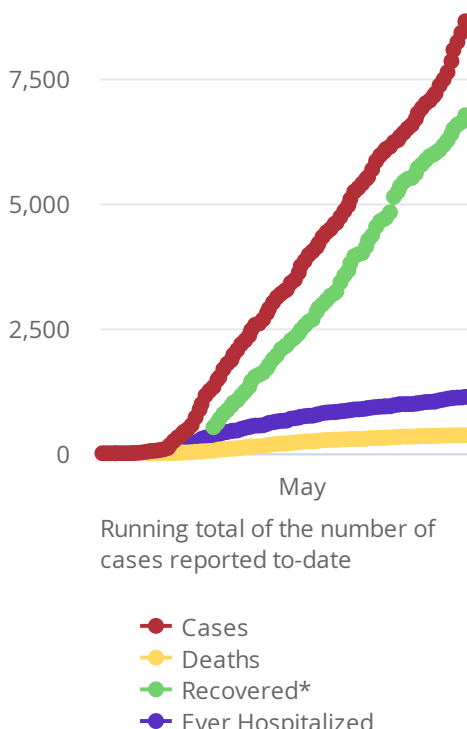
| OK Summary   | OK Cases                         | OK Deaths                    | OK Recovered                     |
|--|----------------------------------|------------------------------|----------------------------------|
| Cases Updated ...<br>2020-06-16<br>Source: OK Gov... | 8,645<br>↑ 228 DoD*<br>2.7% DoD* | 363<br>↑ 4 DoD*<br>1.1% DoD* | 6,765<br>↑ 137 DoD*<br>2.1% DoD* |

| US Summary  | US Cases                            | US Deaths                          | US Recovered                       |
|---|-------------------------------------|------------------------------------|------------------------------------|
| Cases Updated ...<br>2020-06-15<br>Source: Johns H... | 2,114,0...<br>↑ 19,96...<br>1% DoD* | 116,127<br>↑ 395 DoD*<br>0.3% DoD* | 576,334<br>↑ 14,51...<br>2.6% DoD* |

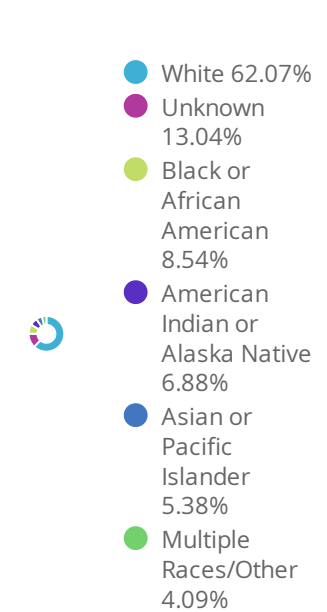
Oklahoma Case Status by ...



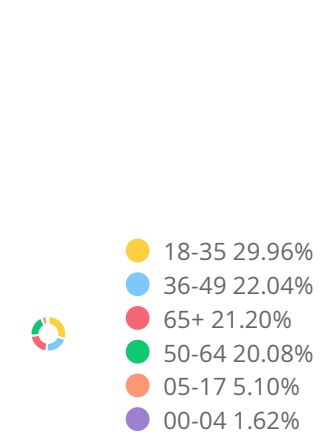
Oklahoma Cumulative Cas...



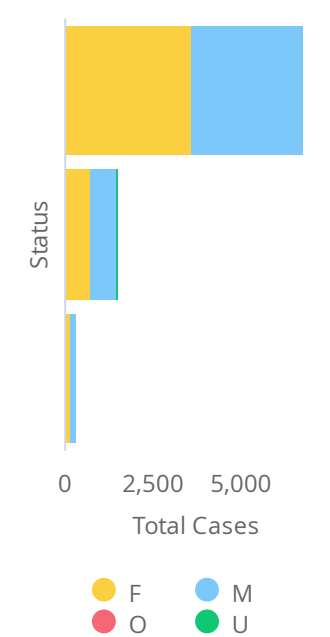
Oklahoma Total ...



Oklahoma Total ...



Oklahoma Total ...



[View Data by County](#)

[View Data by City](#)

[View Data by Zip](#)

[View Data for Confirmed Cases](#)

[View Data for Deaths](#)

[View Data for Recoveries](#)

[Symptom Tracker](#)

[Personal Protective and Hospital Equipment](#)

[OSDH District Breakout](#)

[View Data Downloads](#)

DoD\* indicate the delta (↑ ↓) or rate of change (%) over the past 24 hours only.

\*\*Data shown are preliminary and subject to change as additional information is obtained.

Race/Ethnicity containing missing data is bucketed into the unknown category.

\*Recovered: currently not hospitalized or deceased and 14 days after onset/report. Recoveries calculated beginning on 4/6/2020.

Trend Line\*\*\* is a 7 day rolling average of the number of the confirmed cases by date of symptom onset or positive test result for asymptomatic cases.

A 7 day lag has been applied to the trend line based on information collected to-date for the week of 5/3 and 5/9 where within 7 days of onset date 90% of the cases had been reported.

\*\*\*\* The purpose of publishing aggregated statistical COVID-19 data through the OSDH Dashboard, the Executive Order Report, and the Weekly Epidemiology and Surveillance Report is to support the