

OK Summary

Cases Updated ...
2020-06-20
Source: OK Gov...

OK Cases

10,037

↑ 331 DoD*

3.4% DoD*

OK Deaths

368

↑ 1 DoD*

0.3% DoD*

OK Recovered

7,414

↑ 202 DoD*

2.8% DoD*

US Summary

Cases Updated ...
2020-06-19
Source: Johns H...

US Cases

2,220,9...

↑ 29,90...

1.4% DoD*

US Deaths

119,118

↑ 678 DoD*

0.6% DoD*

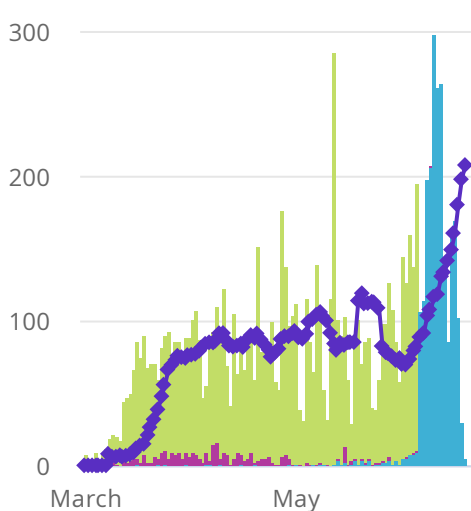
US Recovered

606,715

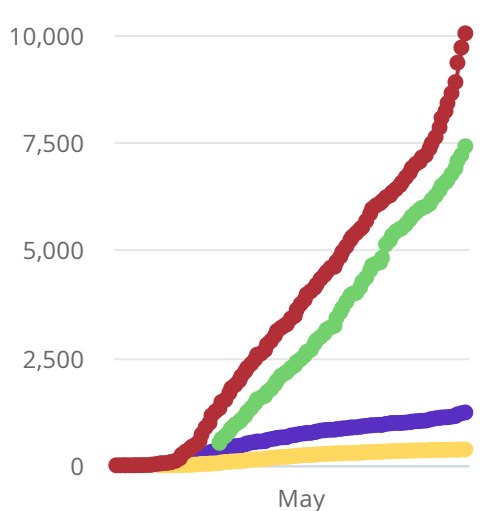
↑ 7,600 D...

1.3% DoD*

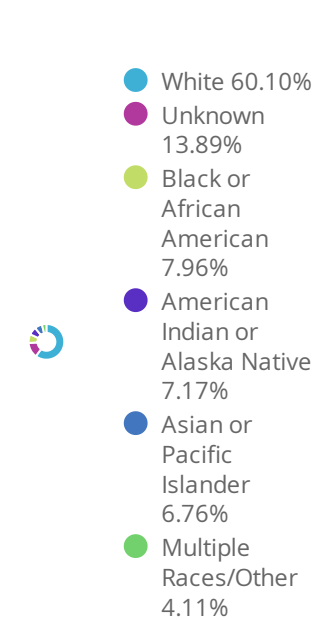
Oklahoma Case Status by ...



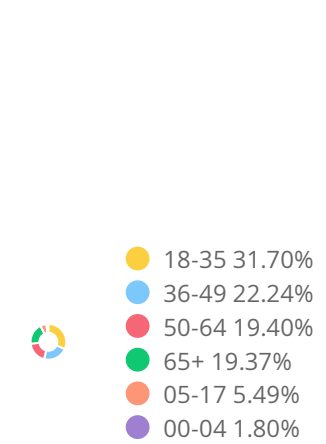
Oklahoma Cumulative Cas...



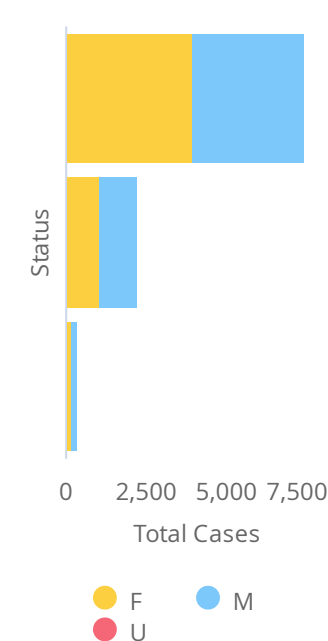
Oklahoma Total ...



Oklahoma Total ...



Oklahoma Total ...



[View Data by County](#)

[View Data for Confirmed Cases](#)

[Symptom Tracker](#)

[View Data by City](#)

[View Data for Deaths](#)

[Personal Protective and Hospital Equipment](#)

[View Data Downloads](#)

[View Data by Zip](#)

[View Data for Recoveries](#)

[OSDH District Breakout](#)

DoD* indicate the delta (↑ ↓) or rate of change (%) over the past 24 hours only.

**Data shown are preliminary and subject to change as additional information is obtained.

Race/Ethnicity containing missing data is bucketed into the unknown category.

*Recovered: currently not hospitalized or deceased and 14 days after onset/report. Recoveries calculated beginning on 4/6/2020.

Trend Line*** is a 7 day rolling average of the number of the confirmed cases by date of symptom onset or positive test result for asymptomatic cases.

A 7 day lag has been applied to the trend line based on information collected to-date for the week of 5/3 and 5/9 where within 7 days of onset date 90% of the cases had been reported.

**** The purpose of publishing aggregated statistical COVID-19 data through the OSDH Dashboard, the Executive Order Report, and the Weekly Epidemiology and Surveillance Report is to support the