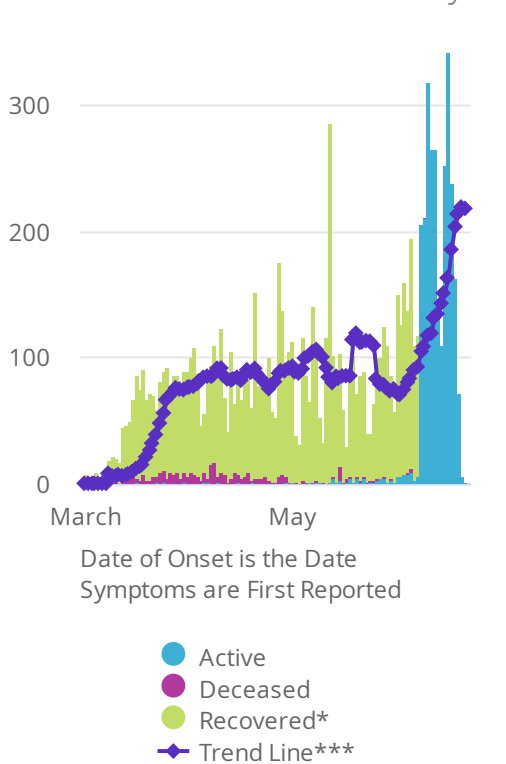


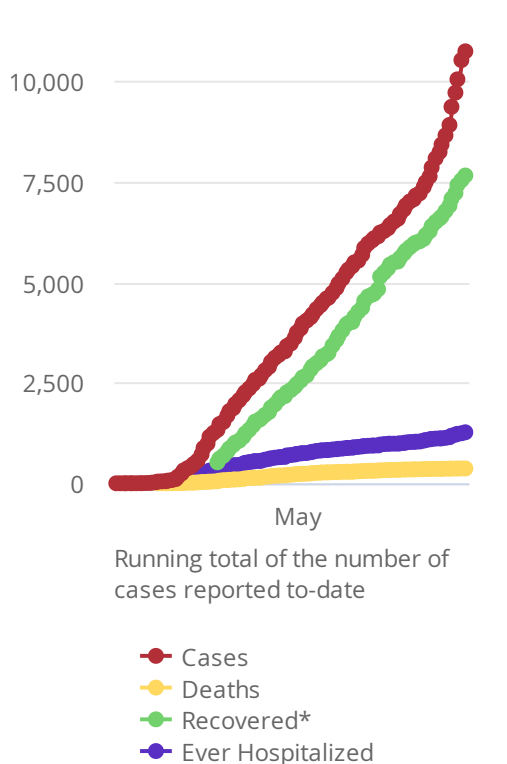
OK Summary	OK Cases	OK Deaths	OK Recovered
Cases Updated ... 2020-06-22 Source: OK Gov...	10,733 ↑ 218 DoD* 2.1% DoD*	369 --0 DoD* 0% DoD*	7,648 ↑ 117 DoD* 1.6% DoD*

US Summary	US Cases	US Deaths	US Recovered
Cases Updated ... 2020-06-21 Source: Johns H...	2,279,8... ↑ 24,76... 1.1% DoD*	119,969 ↑ 250 DoD* 0.2% DoD*	622,133 ↑ 4,673 D... 0.8% DoD*

Oklahoma Case Status by ...



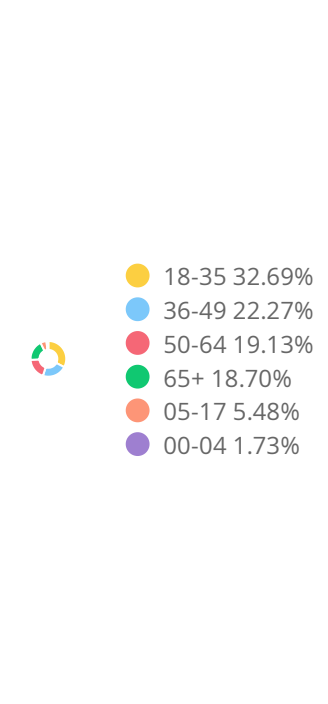
Oklahoma Cumulative Cas...



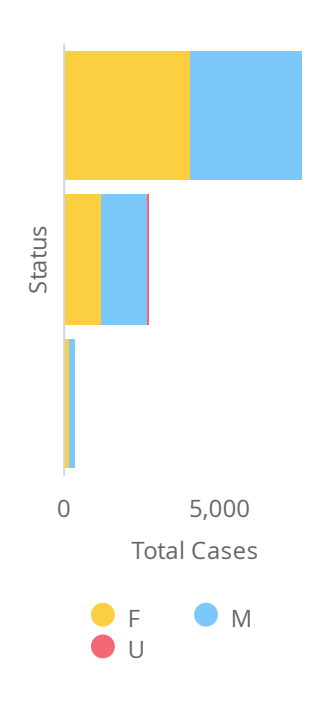
Oklahoma Total ...



Oklahoma Total ...



Oklahoma Total ...



[View Data by County](#)

[View Data by City](#)

[View Data by Zip](#)

[View Data for Confirmed Cases](#)

[View Data for Deaths](#)

[View Data for Recoveries](#)

[Symptom Tracker](#)

[Personal Protective and Hospital Equipment](#)

[OSDH District Breakout](#)

[View Data Downloads](#)

DoD* indicate the delta (↑ ↓) or rate of change (%) over the past 24 hours only.

**Data shown are preliminary and subject to change as additional information is obtained.

Race/Ethnicity containing missing data is bucketed into the unknown category.

*Recovered: currently not hospitalized or deceased and 14 days after onset/report. Recoveries calculated beginning on 4/6/2020.

Trend Line*** is a 7 day rolling average of the number of the confirmed cases by date of symptom onset or positive test result for asymptomatic cases.

A 7 day lag has been applied to the trend line based on information collected to-date for the week of 5/3 and 5/9 where within 7 days of onset date 90% of the cases had been reported.

**** The purpose of publishing aggregated statistical COVID-19 data through the OSDH Dashboard, the Executive Order Report, and the Weekly Epidemiology and Surveillance Report is to support the