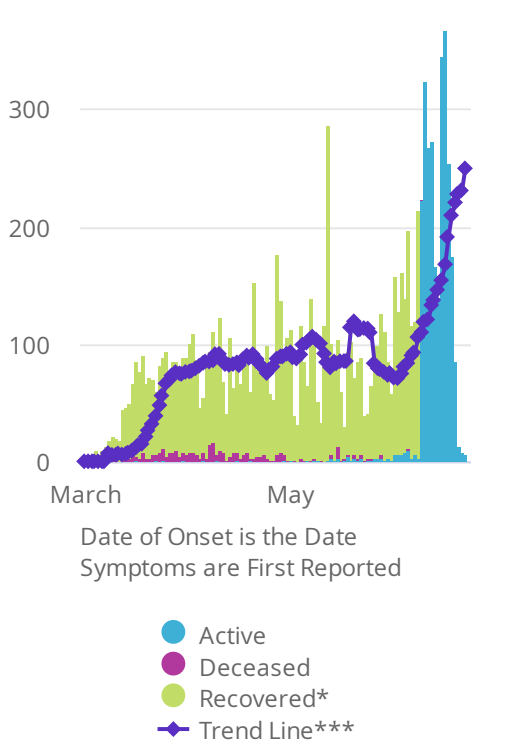


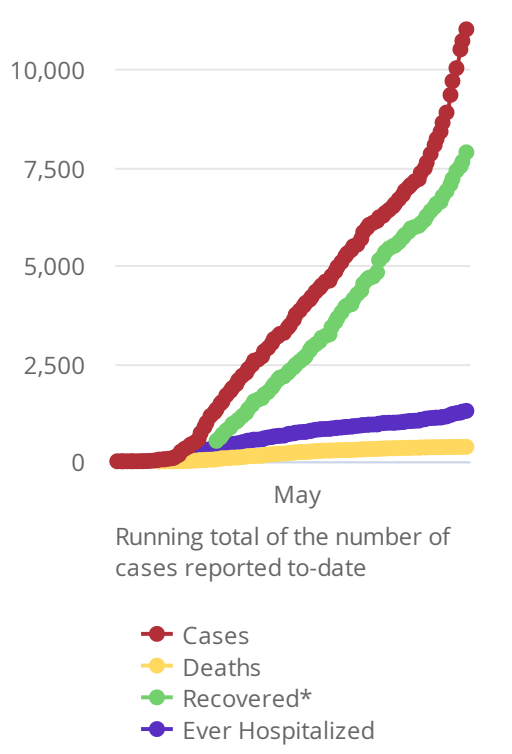
OK Summary	OK Cases	OK Deaths	OK Recovered
Cases Updated ... 2020-06-23 Source: OK Gov...	11,028 ↑ 295 DoD* 2.7% DoD*	371 ↑ 2 DoD* 0.5% DoD*	7,888 ↑ 240 DoD* 3.1% DoD*

US Summary	US Cases	US Deaths	US Recovered
Cases Updated ... 2020-06-22 Source: Johns H...	2,312,3... ↑ 31,01... 1.4% DoD*	120,402 ↑ 425 DoD* 0.4% DoD*	640,198 ↑ 18,06... 2.9% DoD*

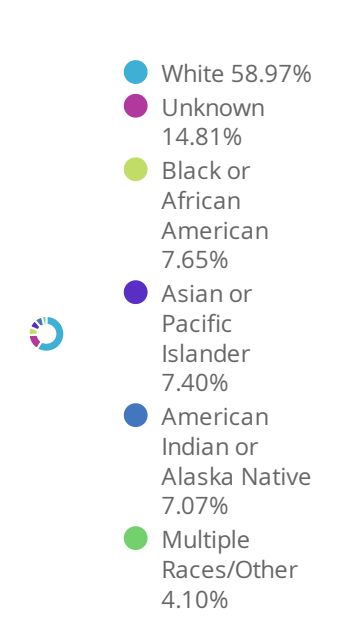
Oklahoma Case Status by ...



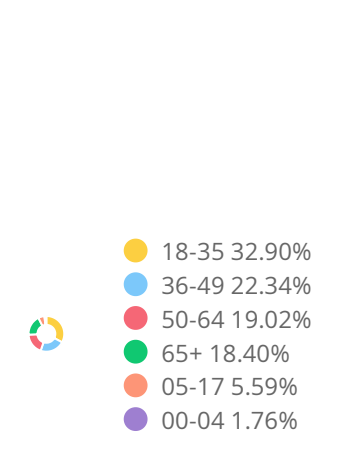
Oklahoma Cumulative Cas...



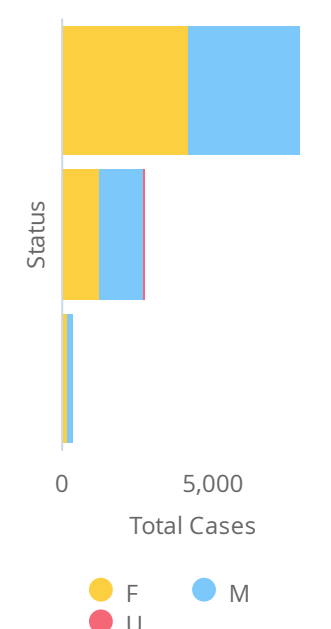
Oklahoma Total ...



Oklahoma Total ...



Oklahoma Total ...



- [View Data by County](#)
- [View Data for Confirmed Cases](#)
- [Symptom Tracker](#)

- [View Data by City](#)
- [View Data for Deaths](#)
- [Personal Protective and Hospital Equipment](#)
- [View Data Downloads](#)

- [View Data by Zip](#)
- [View Data for Recoveries](#)
- [OSDH District Breakout](#)

DoD\* indicate the delta (↑ ↓) or rate of change (%) over the past 24 hours only.

\*\*Data shown are preliminary and subject to change as additional information is obtained.

Race/Ethnicity containing missing data is bucketed into the unknown category.

\*Recovered: currently not hospitalized or deceased and 14 days after onset/report. Recoveries calculated beginning on 4/6/2020.

Trend Line\*\*\* is a 7 day rolling average of the number of the confirmed cases by date of symptom onset or positive test result for asymptomatic cases. A 7 day lag has been applied to the trend line based on information collected to-date for the week of 5/3 and 5/9 where within 7 days of onset date 90% of the cases had been reported.

\*\*\*\* The purpose of publishing aggregated statistical COVID-19 data through the OSDH Dashboard, the Executive Order Report, and the Weekly Epidemiology and Surveillance Report is to support the