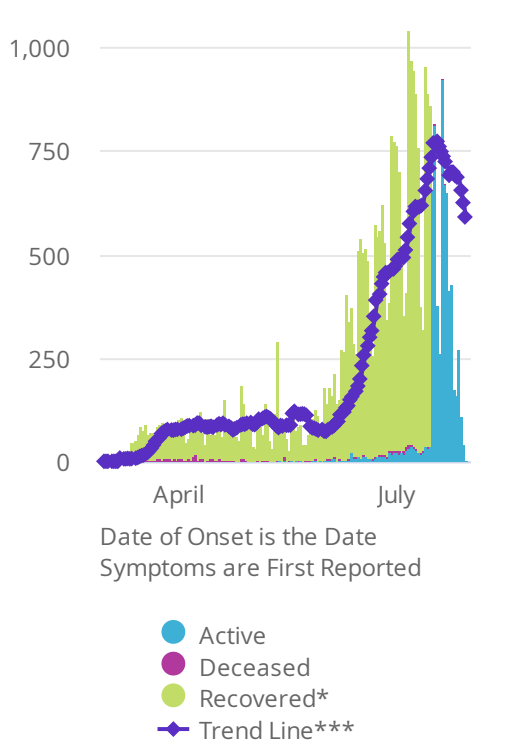


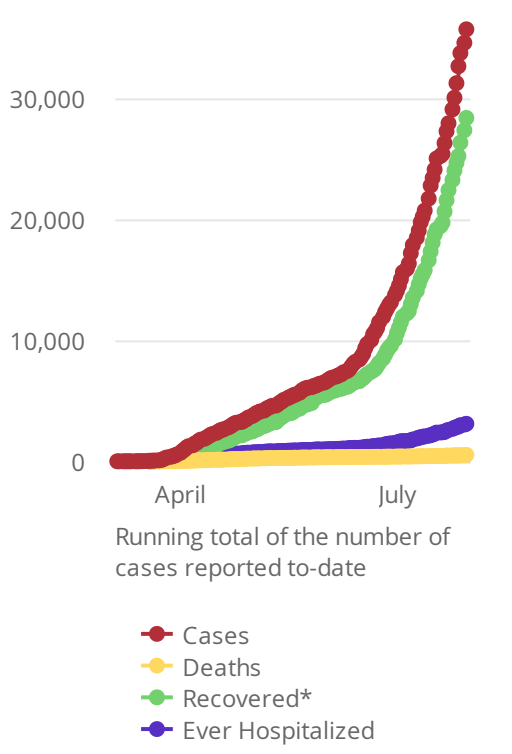
OK Summary	OK Cases	OK Deaths	OK Recovered
Cases Updated ... 2020-07-30 Source: OK Gov...	35,740 ↑ 1,117 DoD... 3.2% DoD*	536 ↑ 13 DoD* 2.5% DoD*	28,411 ↑ 1,025 D... 3.7% DoD*

US Summary	US Cases	US Deaths	US Recovered
Cases Updated ... 2020-07-29 Source: Johns H...	4,426,9... ↑ 70,77... 1.6% DoD*	150,713 ↑ 1,403 D... 0.9% DoD*	1,389,4... ↑ 34,06... 2.5% DoD*

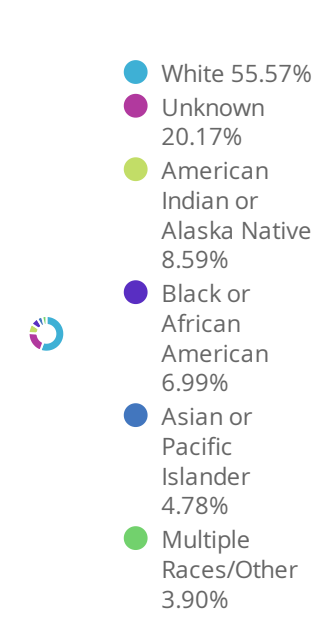
### Oklahoma Case Status by ...



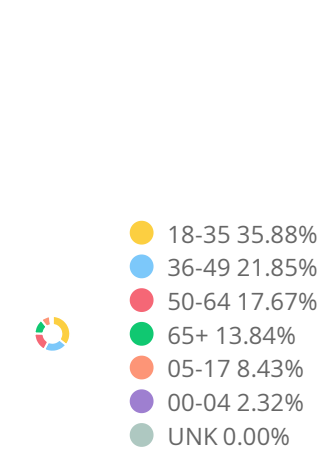
### Oklahoma Cumulative Cas...



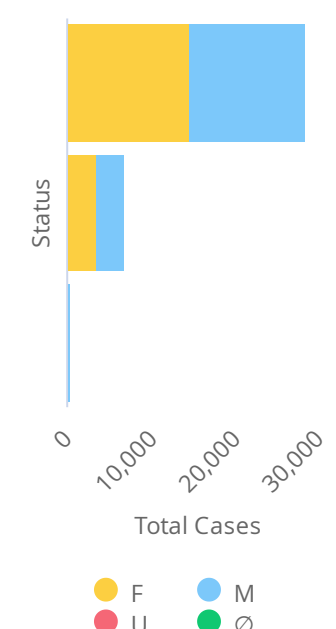
### Oklahoma Total ...



### Oklahoma Total ...



### Oklahoma Total ...



- [View Data by County](#)
- [View Data for Confirmed Cases](#)
- [Symptom Tracker](#)

- [View Data by City](#)
- [View Data for Deaths](#)
- [Personal Protective and Hospital Equipment](#)
- [View Data Downloads](#)

- [View Data by Zip](#)
- [View Data for Recoveries](#)
- [OSDH District Breakout](#)

DoD\* indicate the delta (↑ ↓) or rate of change (%) over the past 24 hours only.

\*\*Data shown are preliminary and subject to change as additional information is obtained.

Race/Ethnicity containing missing data is bucketed into the unknown category.

\*Recovered: currently not hospitalized or deceased and 14 days after onset/report. Recoveries calculated beginning on 4/6/2020.

Trend Line\*\*\* is a 7 day rolling average of the number of the confirmed cases by date of symptom onset or positive test result for asymptomatic cases. A 7 day lag has been applied to the trend line based on information collected to-date for the week of 5/3 and 5/9 where within 7 days of onset date 90% of the cases had been reported.

\*\*\*\* The purpose of publishing aggregated statistical COVID-19 data through the OSDH Dashboard, the Executive Order Report, and the Weekly Epidemiology and Surveillance Report is to support the