

OK Summary

Cases Updated ...
2020-08-02
Source: OK Gov...

OK Cases
38,225
↑ 494 DoD*
1.3% DoD*

OK Deaths
550
↑ 1 DoD*
0.2% DoD*

OK Recovered
30,820
↑ 538 DoD*
1.8% DoD*

US Summary

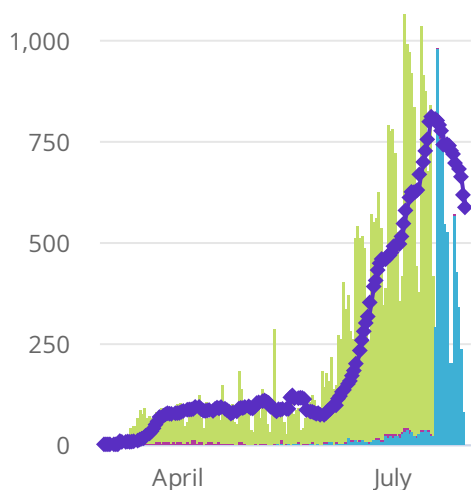
Cases Updated ...
2020-08-01
Source: Johns H...

US Cases
4,620,4...
↑ 58,40...
1.3% DoD*

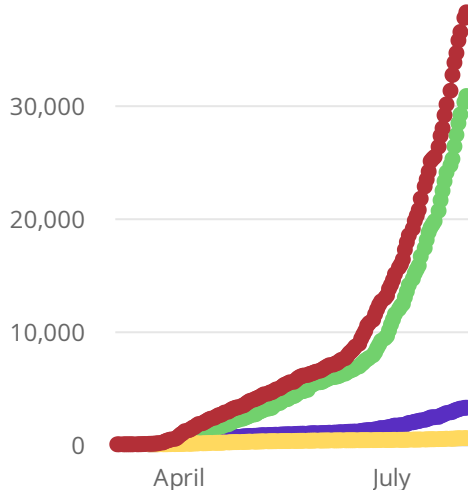
US Deaths
154,447
↑ 1,133 D...
0.7% DoD*

US Recovered
1,461,8...
↑ 23,72...
1.6% DoD*

Oklahoma Case Status by ...



Oklahoma Cumulative Cas...



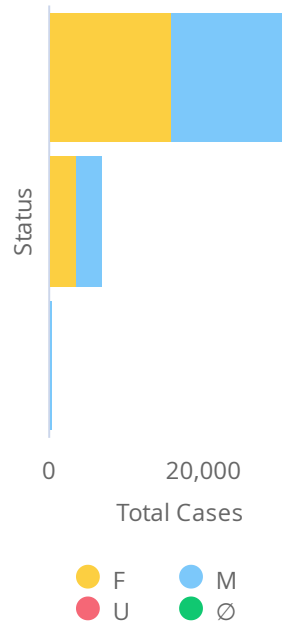
Oklahoma Total ...

- White 55.09%
- Unknown 20.90%
- American Indian or Alaska Native 8.66%
- Black or African American 6.87%
- Asian or Pacific Islander 4.58%
- Multiple Races/Other 3.90%

Oklahoma Total ...

- 18-35 35.70%
- 36-49 21.77%
- 50-64 17.75%
- 65+ 13.79%
- 05-17 8.67%
- 00-04 2.32%
- UNK 0.00%

Oklahoma Total ...



[View Data by County](#)

[View Data by City](#)

[View Data by Zip](#)

[View Data for Confirmed Cases](#)

[View Data for Deaths](#)

[View Data for Recoveries](#)

[Symptom Tracker](#)

[Personal Protective and Hospital Equipment](#)

[OSDH District Breakout](#)

[View Data Downloads](#)

DoD* indicate the delta (↑ ↓) or rate of change (%) over the past 24 hours only.

**Data shown are preliminary and subject to change as additional information is obtained.

Race/Ethnicity containing missing data is bucketed into the unknown category.

*Recovered: currently not hospitalized or deceased and 14 days after onset/report. Recoveries calculated beginning on 4/6/2020.

Trend Line*** is a 7 day rolling average of the number of the confirmed cases by date of symptom onset or positive test result for asymptomatic cases.

A 7 day lag has been applied to the trend line based on information collected to-date for the week of 5/3 and 5/9 where within 7 days of onset date 90% of the cases had been reported.

**** The purpose of publishing aggregated statistical COVID-19 data through the OSDH Dashboard, the Executive Order Report, and the Weekly Epidemiology and Surveillance Report is to support the