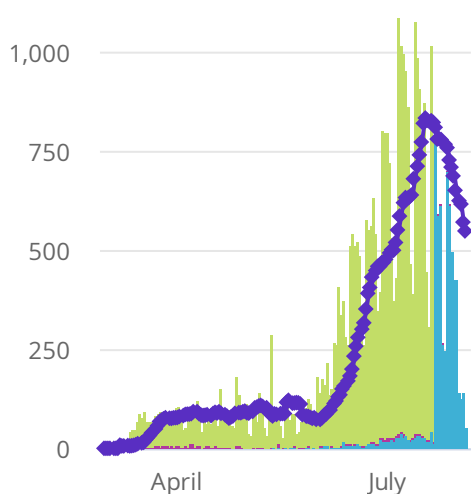


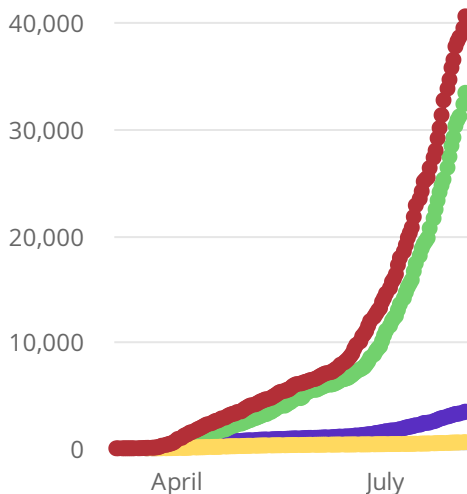
	OK Cases	OK Deaths	OK Active	OK Rec...
OK Summ...	40,564	583	6,598	33,3...
Cases Updat...				
2020-08-05	↑ 1,10...	↑ 17 DoD*	↑ 20 DoD*	↑ 1,0...
Source: OK G...	2.8% Do...	3% DoD*	0.3% Do...	3.3%...

	US Cases	US Deaths	US Active	US Reco...
US Summ...	4,771,...	156,8...	2,273,...	1,52...
Cases Updat...				
2020-08-04	↑ 57,5...	↑ 1,39...	↑ 10,8...	↑ 15,...
Source: John...	1.2% Do...	0.9% Do...	0.5% Do...	1% Do...

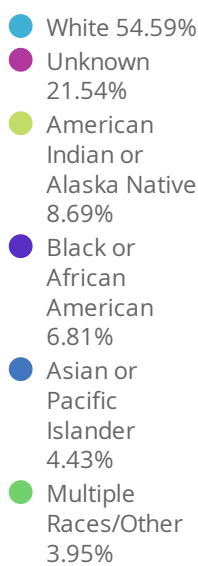
Oklahoma Case Status by ...



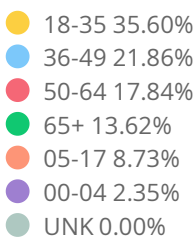
Oklahoma Cumulative Cas...



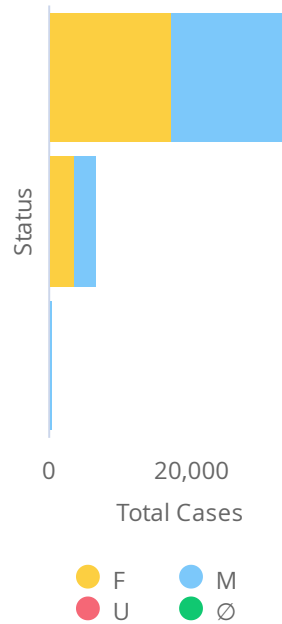
Oklahoma Total ...



Oklahoma Total ...



Oklahoma Total ...



[View Data by County](#)

[View Data by City](#)

[View Data by Zip](#)

[View Data for Confirmed Cases](#)

[View Data for Deaths](#)

[View Data for Recoveries](#)

[Symptom Tracker](#)

[Personal Protective and Hospital Equipment](#)

[OSDH District Breakout](#)

[View Data Downloads](#)

DoD* indicate the delta (↑ ↓) or rate of change (%) over the past 24 hours only.

**Data shown are preliminary and subject to change as additional information is obtained.

Race/Ethnicity containing missing data is bucketed into the unknown category.

*Recovered: currently not hospitalized or deceased and 14 days after onset/report. Recoveries calculated beginning on 4/6/2020.

Trend Line*** is a 7 day rolling average of the number of the confirmed cases by date of symptom onset or positive test result for asymptomatic cases.

A 7 day lag has been applied to the trend line based on information collected to-date for the week of 5/3 and 5/9 where within 7 days of onset date 90% of the cases had been reported.

**** The purpose of publishing aggregated statistical COVID-19 data through the OSDH Dashboard, the Executive Order Report, and the Weekly Epidemiology and Surveillance Report is to support the