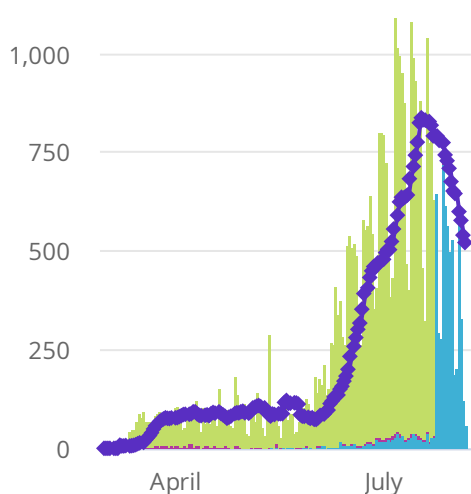


COVID-19 Cases - Main Page

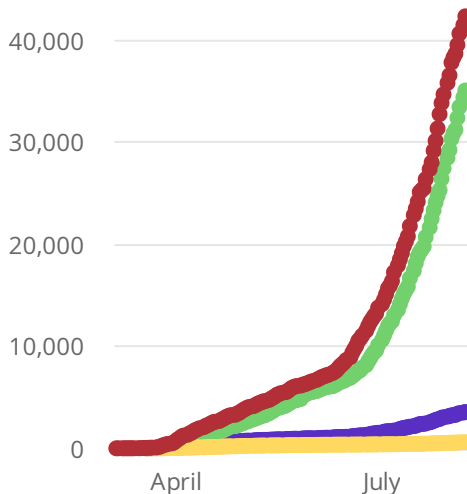
	OK Cases	OK Deaths	OK Active	OK Rec...
OK Summ...	42,255	600	6,654	35,0...
Cases Updat...				
2020-08-07	↑ 854 DoD*	↑ 7 DoD*	↑ 166 DoD*	↑ 68...
Source: OK G...	2.1% DoD*	1.2% DoD*	2.6% DoD*	2% DoD*

	US Cases	US Deaths	US Active	US Reco...
US Summ...	4,883,...	160,1...	2,318,...	1,59...
Cases Updat...				
2020-08-06	↑ 59,6...	↑ 1,85...	↑ 31,2...	↑ 20,...
Source: John...	1.2% DoD*	1.2% DoD*	1.4% DoD*	1.3%...

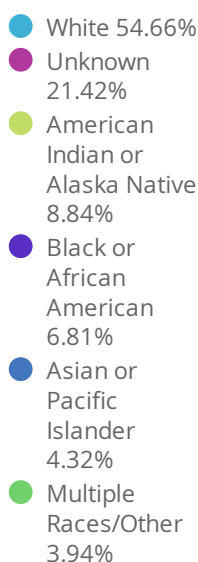
Oklahoma Case Status by ...



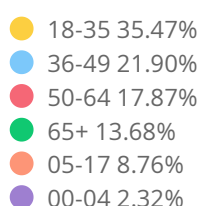
Oklahoma Cumulative Cas...



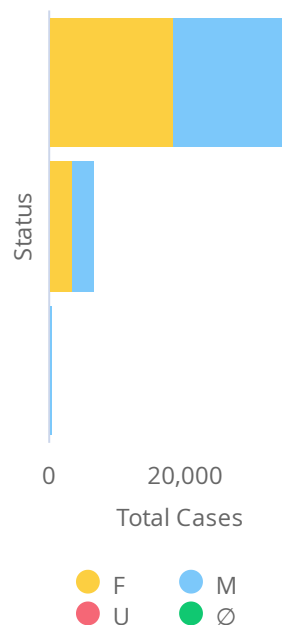
Oklahoma Total ...



Oklahoma Total ...



Oklahoma Total ...



[View Data by County](#)

[View Data by City](#)

[View Data by Zip](#)

[View Data for Confirmed Cases](#)

[View Data for Deaths](#)

[View Data for Recoveries](#)

[Symptom Tracker](#)

[Personal Protective and Hospital Equipment](#)

[OSDH District Breakout](#)

[View Data Downloads](#)

DoD* indicate the delta (↑ ↓) or rate of change (%) over the past 24 hours only.

**Data shown are preliminary and subject to change as additional information is obtained.

Race/Ethnicity containing missing data is bucketed into the unknown category.

*Recovered: currently not hospitalized or deceased and 14 days after onset/report. Recoveries calculated beginning on 4/6/2020.

Trend Line*** is a 7 day rolling average of the number of the confirmed cases by date of symptom onset or positive test result for asymptomatic cases.

A 7 day lag has been applied to the trend line based on information collected to-date for the week of 5/3 and 5/9 where within 7 days of onset date 90% of the cases had been reported.

**** The purpose of publishing aggregated statistical COVID-19 data through the OSDH Dashboard, the Executive Order Report, and the Weekly Epidemiology and Surveillance Report is to support the