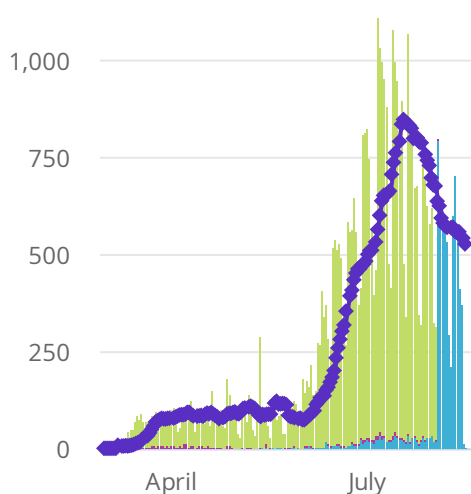


COVID-19 Cases - Main Page

	OK Cases	OK Deaths	OK Active	OK Rec...
OK Summ...	48,711	665	7,515	40,5...
Cases Updat...				
2020-08-17	↑ 369 DoD*	↑ 4 DoD*	↑ 58 DoD*	↑ 30...
Source: OK G...	0.8% DoD*	0.6% DoD*	0.8% DoD*	0.8%...

	US Cases	US Deaths	US Active	US Reco...
US Summ...	5,438,...	170,4...	3,402,...	1,86...
Cases Updat...				
2020-08-17	↑ 35,1...	↑ 445 D...	↑ 2,15...	↑ 32,...
Source: John...	0.6% DoD*	0.3% DoD*	0.1% DoD*	1.8%...

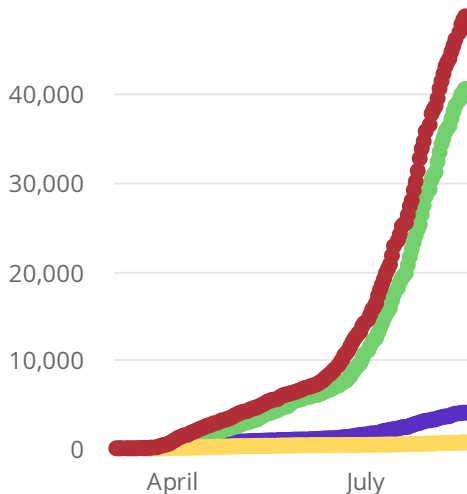
Oklahoma Case Status by ...



Date of Onset is the Date Symptoms are First Reported

- Active
- Deceased
- Recovered*
- Trend Line***

Oklahoma Cumulative Cas...



Running total of the number of cases reported to-date

- Cases
- Deaths
- Recovered*
- Ever Hospitalized

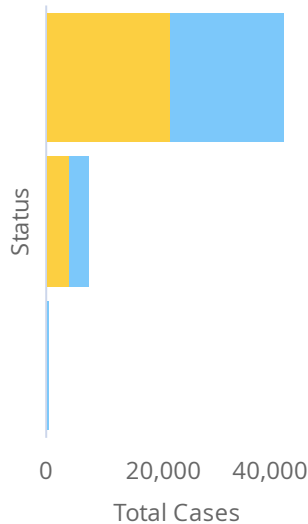
Oklahoma Total ...

- White 54.51%
- Unknown 21.28%
- American Indian or Alaska Native 9.21%
- Black or African American 6.97%
- Asian or Pacific Islander 4.06%
- Multiple Races/Other 3.98%

Oklahoma Total ...

- 18-35 35.14%
- 36-49 21.92%
- 50-64 17.95%
- 65+ 13.86%
- 05-17 8.85%
- 00-04 2.28%

Oklahoma Total ...



[View Data by County](#)

[View Data by City](#)

[View Data by Zip](#)

[View Data for Confirmed Cases](#)

[View Data for Deaths](#)

[View Data for Recoveries](#)

[Symptom Tracker](#)

[Personal Protective and Hospital Equipment](#)

[OSDH District Breakout](#)

[View Data Downloads](#)

DoD* indicate the delta (↑ ↓) or rate of change (%) over the past 24 hours only.

**Data shown are preliminary and subject to change as additional information is obtained.

Race/Ethnicity containing missing data is bucketed into the unknown category.

*Recovered: currently not hospitalized or deceased and 14 days after onset/report. Recoveries calculated beginning on 4/6/2020.

Trend Line*** is a 7 day rolling average of the number of the confirmed cases by date of symptom onset or positive test result for asymptomatic cases.

A 7 day lag has been applied to the trend line based on information collected to-date for the week of 5/3 and 5/9 where within 7 days of onset date 90% of the cases had been reported.

**** The purpose of publishing aggregated statistical COVID-19 data through the OSDH Dashboard, the Executive Order Report, and the Weekly Epidemiology and Surveillance Report is to support the