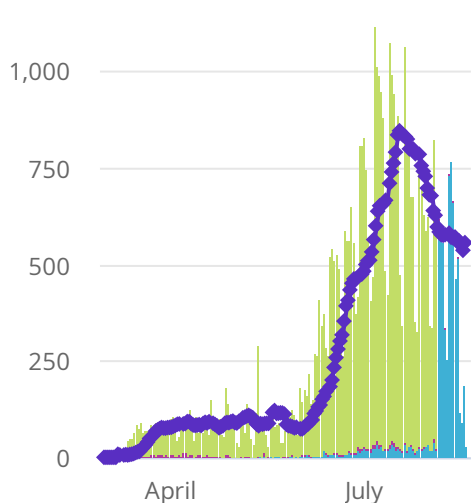


COVID-19 Cases - Main Page

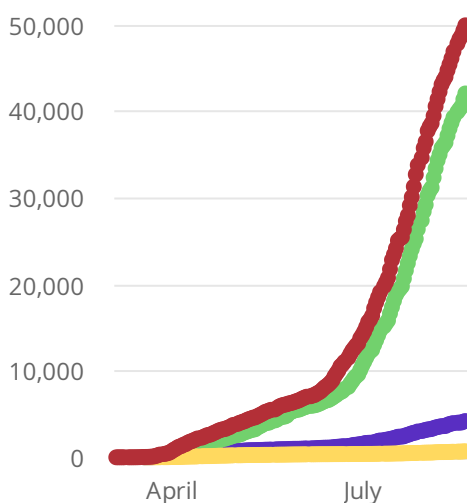
	OK Cases	OK Deaths	OK Active	OK Rec...
OK Summ...	49,923	699	7,177	42,0...
Cases Updat...				
2020-08-19	↑ 597 Do...	↑ 17 DoD*	↓ -97 Do...	↑ 67...
Source: OK G...	1.2% Do...	2.5% Do...	-1.3% D...	1.6%...

	US Cases	US Deaths	US Active	US Reco...
US Summ...	5,482,...	171,8...	3,412,...	1,89...
Cases Updat...				
2020-08-18	↑ 44,0...	↑ 1,32...	↑ 10,1...	↑ 32,...
Source: John...	0.8% Do...	0.8% Do...	0.3% Do...	1.7%...

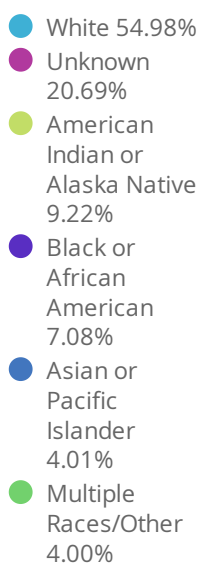
Oklahoma Case Status by ...



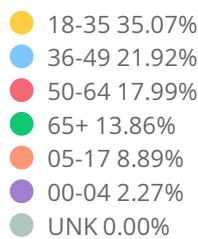
Oklahoma Cumulative Cas...



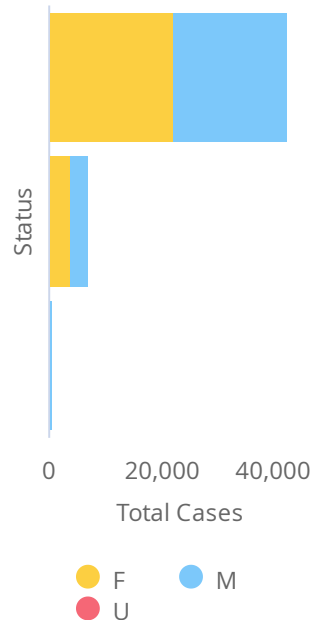
Oklahoma Total ...



Oklahoma Total ...



Oklahoma Total ...



[View Data by County](#)

[View Data by City](#)

[View Data by Zip](#)

[View Data for Confirmed Cases](#)

[View Data for Deaths](#)

[View Data for Recoveries](#)

[Symptom Tracker](#)

[Personal Protective and Hospital Equipment](#)

[OSDH District Breakout](#)

[View Data Downloads](#)

DoD* indicate the delta (↑ ↓) or rate of change (%) over the past 24 hours only.

**Data shown are preliminary and subject to change as additional information is obtained.

Race/Ethnicity containing missing data is bucketed into the unknown category.

*Recovered: currently not hospitalized or deceased and 14 days after onset/report. Recoveries calculated beginning on 4/6/2020.

Trend Line*** is a 7 day rolling average of the number of the confirmed cases by date of symptom onset or positive test result for asymptomatic cases.

A 7 day lag has been applied to the trend line based on information collected to-date for the week of 5/3 and 5/9 where within 7 days of onset date 90% of the cases had been reported.

**** The purpose of publishing aggregated statistical COVID-19 data through the OSDH Dashboard, the Executive Order Report, and the Weekly Epidemiology and Surveillance Report is to support the