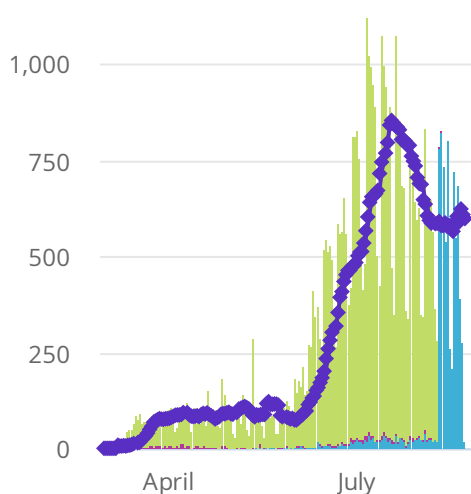


COVID-19 Cases - Main Page

	OK Cases	OK Deaths	OK Active	OK Rec...
OK Summ...	53,522	730	8,132	44,6...
Cases Updat...				
2020-08-24	↑ 357 Do...	↑ 4 DoD*	↑ 102 Do...	↑ 25...
Source: OK G...	0.7% Do...	0.6% Do...	1.3% Do...	0.6%...

	US Cases	US Deaths	US Active	US Reco...
US Summ...	5,701,...	176,8...	3,527,...	1,99...
Cases Updat...				
2020-08-23	↑ 34,5...	↑ 449 D...	↑ 21,8...	↑ 12,...
Source: John...	0.6% Do...	0.3% Do...	0.6% Do...	0.6%...

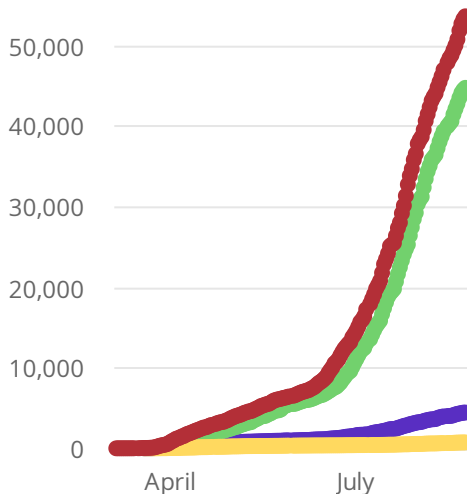
Oklahoma Case Status by ...



Date of Onset is the Date Symptoms are First Reported

- Active
- Deceased
- Recovered*
- Trend Line***

Oklahoma Cumulative Cas...



Running total of the number of cases reported to-date

- Cases
- Deaths
- Recovered*
- Ever Hospitalized

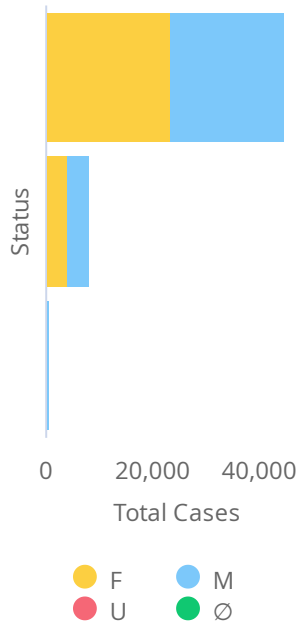
Oklahoma Total ...

- White 54.63%
- Unknown 21.25%
- American Indian or Alaska Native 9.22%
- Black or African American 7.07%
- Multiple Races/Other 3.95%
- Asian or Pacific Islander 3.87%

Oklahoma Total ...

- 18-35 35.19%
- 36-49 21.74%
- 50-64 17.97%
- 65+ 13.84%
- 05-17 9.01%
- 00-04 2.24%
- UNK 0.00%

Oklahoma Total ...



[View Data by County](#)

[View Data by City](#)

[View Data by Zip](#)

[View Data for Confirmed Cases](#)

[View Data for Deaths](#)

[View Data for Recoveries](#)

[Symptom Tracker](#)

[Personal Protective and Hospital Equipment](#)

[OSDH District Breakout](#)

[View Data Downloads](#)

DoD* indicate the delta (↑ ↓) or rate of change (%) over the past 24 hours only.

**Data shown are preliminary and subject to change as additional information is obtained.

Race/Ethnicity containing missing data is bucketed into the unknown category.

*Recovered: currently not hospitalized or deceased and 14 days after onset/report. Recoveries calculated beginning on 4/6/2020.

Trend Line*** is a 7 day rolling average of the number of the confirmed cases by date of symptom onset or positive test result for asymptomatic cases.

A 7 day lag has been applied to the trend line based on information collected to-date for the week of 5/3 and 5/9 where within 7 days of onset date 90% of the cases had been reported.

**** The purpose of publishing aggregated statistical COVID-19 data through the OSDH Dashboard, the Executive Order Report, and the Weekly Epidemiology and Surveillance Report is to support the