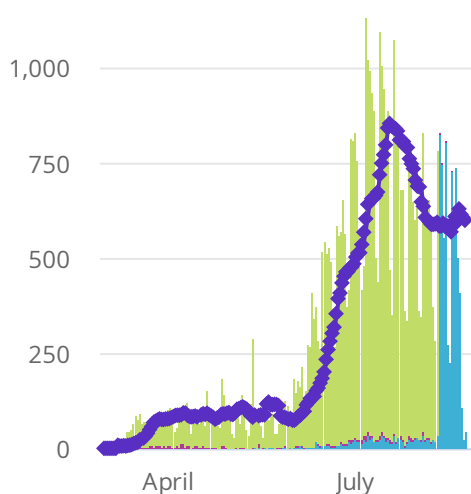


# COVID-19 Cases - Main Page

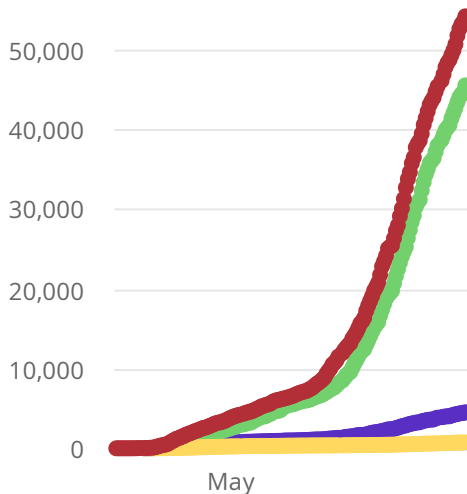
	OK Cases	OK Deaths	OK Active	OK Rec...
<b>OK Summ...</b>	54,172	744	7,912	45,5...
Cases Updat...				
2020-08-25	↑ 650 Do...	↑ 14 DoD*	↓ -220...	↑ 85...
Source: OK G...	1.2% Do...	1.9% Do...	-2.7% D...	1.9%...

	US Cases	US Deaths	US Active	US Reco...
<b>US Summ...</b>	5,739,...	177,2...	3,541,...	2,02...
Cases Updat...				
2020-08-24	↑ 38,0...	↑ 450 D...	↑ 14,5...	↑ 23,...
Source: John...	0.7% Do...	0.3% Do...	0.4% Do...	1.2%...

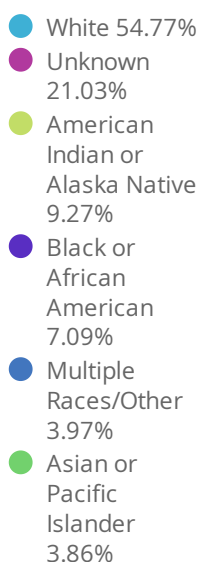
Oklahoma Case Status by ...



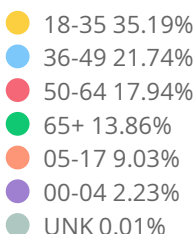
Oklahoma Cumulative Cas...



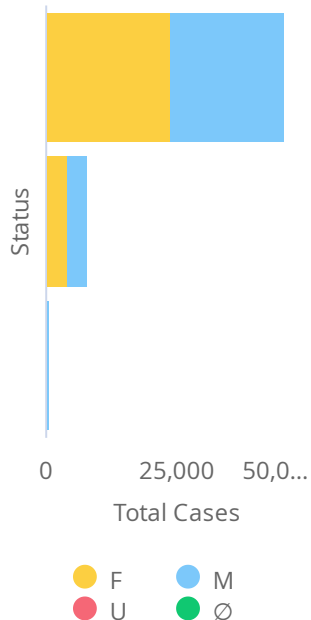
Oklahoma Total ...



Oklahoma Total ...



Oklahoma Total ...



[View Data by County](#)

[View Data by City](#)

[View Data by Zip](#)

[View Data for Confirmed Cases](#)

[View Data for Deaths](#)

[View Data for Recoveries](#)

[Symptom Tracker](#)

[Personal Protective and Hospital Equipment](#)

[OSDH District Breakout](#)

[View Data Downloads](#)

DoD\* indicate the delta (↑ ↓) or rate of change (%) over the past 24 hours only.

\*\*Data shown are preliminary and subject to change as additional information is obtained.

Race/Ethnicity containing missing data is bucketed into the unknown category.

\*Recovered: currently not hospitalized or deceased and 14 days after onset/report. Recoveries calculated beginning on 4/6/2020.

Trend Line\*\*\* is a 7 day rolling average of the number of the confirmed cases by date of symptom onset or positive test result for asymptomatic cases.

A 7 day lag has been applied to the trend line based on information collected to-date for the week of 5/3 and 5/9 where within 7 days of onset date 90% of the cases had been reported.

\*\*\*\* The purpose of publishing aggregated statistical COVID-19 data through the OSDH Dashboard, the Executive Order Report, and the Weekly Epidemiology and Surveillance Report is to support the