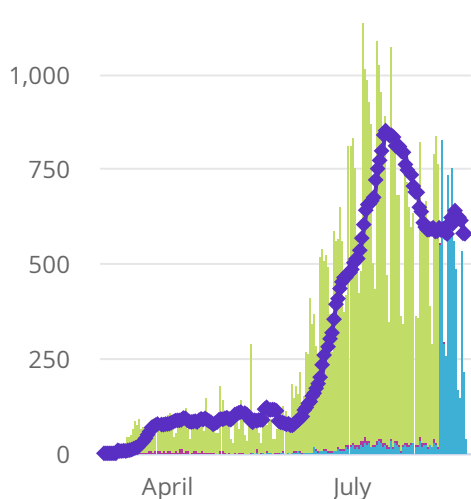


COVID-19 Cases - Main Page

	OK Cases	OK Deaths	OK Active	OK Rec...
OK Summ...	55,550	778	7,586	47,1...
Cases Updat...				
2020-08-27	↑ 712 D...	↑ 15 DoD*	↓ -75 Do...	↑ 77...
Source: OK G...	1.3% Do...	2% DoD*	-1% DoD*	1.7%...

	US Cases	US Deaths	US Active	US Reco...
US Summ...	5,821,...	179,7...	3,557,...	2,08...
Cases Updat...				
2020-08-26	↑ 44,1...	↑ 1,22...	↑ 12,1...	↑ 30,...
Source: John...	0.8% Do...	0.7% Do...	0.3% Do...	1.5%...

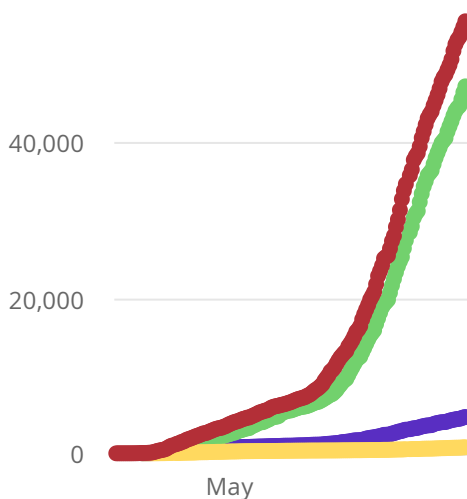
Oklahoma Case Status by ...



Date of Onset is the Date Symptoms are First Reported

- Active
- Deceased
- Recovered*
- Trend Line***

Oklahoma Cumulative Cas...



Running total of the number of cases reported to-date

- Cases
- Deaths
- Recovered*
- Ever Hospitalized

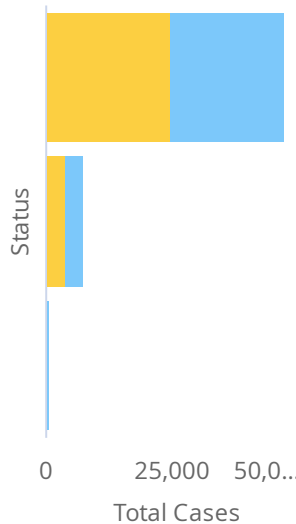
Oklahoma Total ...

- White 54.95%
- Unknown 20.71%
- American Indian or Alaska Native 9.40%
- Black or African American 7.11%
- Multiple Races/Other 3.98%
- Asian or Pacific Islander 3.86%

Oklahoma Total ...

- 18-35 35.16%
- 36-49 21.67%
- 50-64 17.92%
- 65+ 13.96%
- 05-17 9.06%
- 00-04 2.23%
- UNK 0.00%

Oklahoma Total ...



[View Data by County](#)

[View Data by City](#)

[View Data by Zip](#)

[View Data for Confirmed Cases](#)

[View Data for Deaths](#)

[View Data for Recoveries](#)

[Symptom Tracker](#)

[Personal Protective and Hospital Equipment](#)

[OSDH District Breakout](#)

[View Data Downloads](#)

DoD* indicate the delta (↑ ↓) or rate of change (%) over the past 24 hours only.

**Data shown are preliminary and subject to change as additional information is obtained.

Race/Ethnicity containing missing data is bucketed into the unknown category.

*Recovered: currently not hospitalized or deceased and 14 days after onset/report. Recoveries calculated beginning on 4/6/2020.

Trend Line*** is a 7 day rolling average of the number of the confirmed cases by date of symptom onset or positive test result for asymptomatic cases.

A 7 day lag has been applied to the trend line based on information collected to-date for the week of 5/3 and 5/9 where within 7 days of onset date 90% of the cases had been reported.

**** The purpose of publishing aggregated statistical COVID-19 data through the OSDH Dashboard, the Executive Order Report, and the Weekly Epidemiology and Surveillance Report is to support the