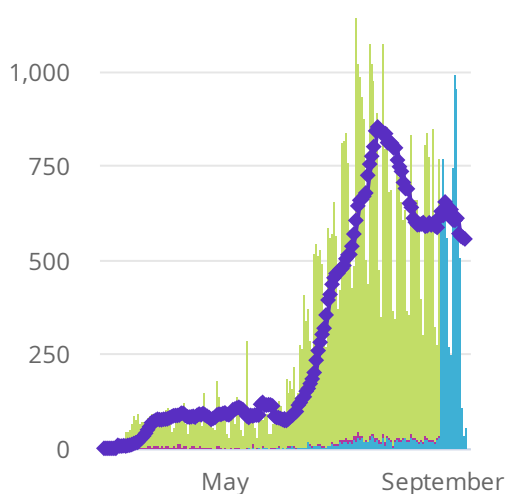


COVID-19 Cases - Main Page

	OK Cases	OK Deaths	OK Active	OK Rec...
OK Summ...	59,399	809	8,601	49,9...
Cases Updat...				
2020-09-01	↑ 666 D...	↑ 9 DoD*	↓ -148 ...	↑ 80...
Source: OK G...	1.1% Do...	1.1% Do...	-1.7% D...	1.6%...

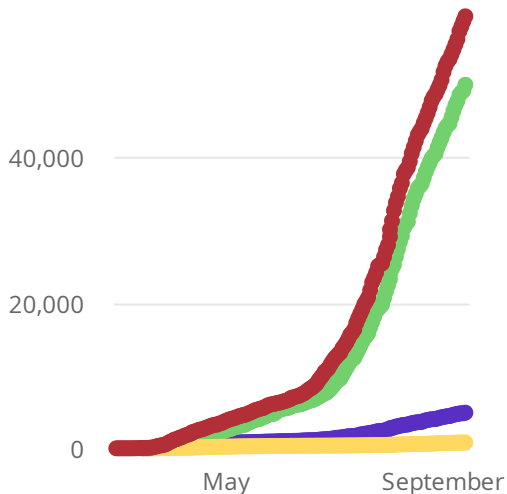
	US Cases	US Deaths	US Active	US Reco...
US Summ...	6,030,...	183,5...	3,662,...	2,18...
Cases Updat...				
2020-08-31	↑ 34,1 ...	↑ 531 D...	↑ 2,73...	↑ 30,...
Source: John...	0.6% Do...	0.3% Do...	0.1% Do...	1.4%...

Oklahoma Case Status by ...



- Active
- Deceased
- Recovered*
- Trend Line***

Oklahoma Cumulative Cas...



- Cases
- Deaths
- Recovered*
- Ever Hospitalized

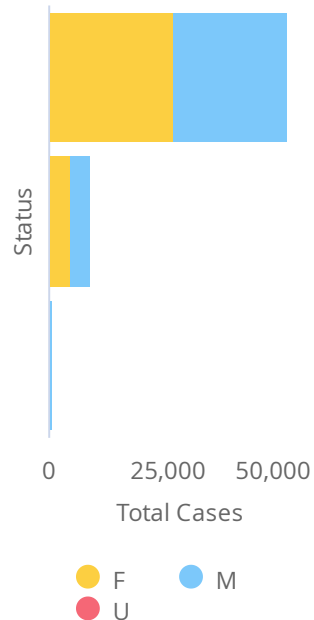
Oklahoma Total ...

- White 55.12%
- Unknown 20.46%
- American Indian or Alaska Native 9.60%
- Black or African American 7.10%
- Multiple Races/Other 3.99%
- Asian or Pacific Islander 3.73%

Oklahoma Total ...

- 18-35 35.50%
- 36-49 21.70%
- 50-64 17.73%
- 65+ 13.86%
- 05-17 9.02%
- 00-04 2.20%
- UNK 0.01%

Oklahoma Total ...



[View Data by County](#)

[View Data by City](#)

[View Data by Zip](#)

[View Data for Confirmed Cases](#)

[View Data for Deaths](#)

[View Data for Recoveries](#)

[Symptom Tracker](#)

[Personal Protective and Hospital Equipment](#)

[OSDH District Breakout](#)

[View Data Downloads](#)

DoD* indicate the delta (↑ ↓) or rate of change (%) over the past 24 hours only.

**Data shown are preliminary and subject to change as additional information is obtained.

Race/Ethnicity containing missing data is bucketed into the unknown category.

*Recovered: currently not hospitalized or deceased and 14 days after onset/report. Recoveries calculated beginning on 4/6/2020.

Trend Line*** is a 7 day rolling average of the number of the confirmed cases by date of symptom onset or positive test result for asymptomatic cases.

A 7 day lag has been applied to the trend line based on information collected to-date for the week of 5/3 and 5/9 where within 7 days of onset date 90% of the cases had been reported.

**** The purpose of publishing aggregated statistical COVID-19 data through the OSDH Dashboard, the Executive Order Report, and the Weekly Epidemiology and Surveillance Report is to support the