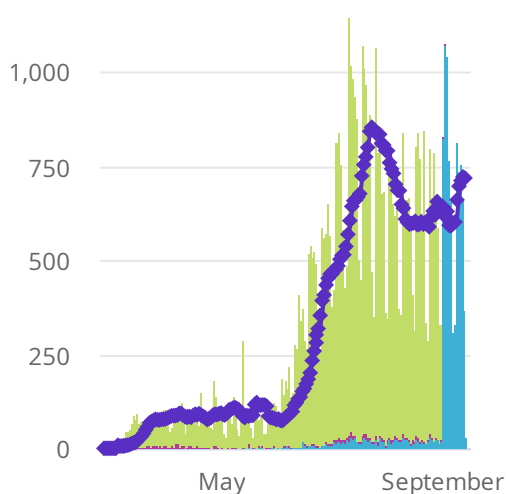


COVID-19 Cases - Main Page

	OK Cases	OK Deaths	OK Active	OK Rec...
OK Summ...	64,220	853	9,953	53,4...
Cases Updat...				
2020-09-07	↑ 613 D...	--0 DoD*	↑ 258 D...	↑ 35...
Source: OK G...	1% DoD*	0% DoD*	2.7% Do...	0.7%...

	US Cases	US Deaths	US Active	US Reco...
US Summ...	6,276,...	188,9...	3,771,...	2,31...
Cases Updat...				
2020-09-06	↑ 31,3...	↑ 403 D...	↑ 17,1...	↑ 13,...
Source: John...	0.5% Do...	0.2% Do...	0.5% Do...	0.6%...

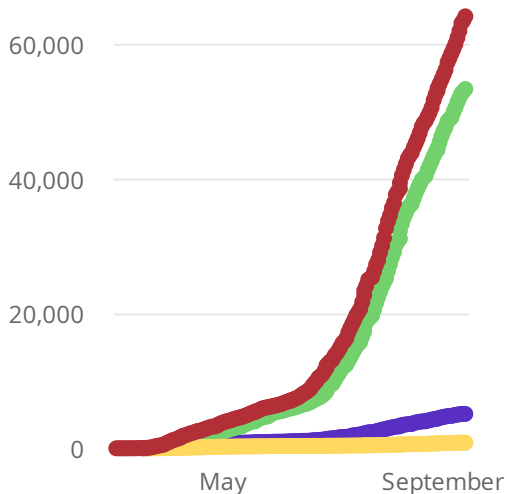
Oklahoma Case Status by ...



Date of Onset is the Date Symptoms are First Reported

- Active
- Deceased
- Recovered*
- Trend Line***

Oklahoma Cumulative Cas...



Running total of the number of cases reported to-date

- Cases
- Deaths
- Recovered*
- Ever Hospitalized

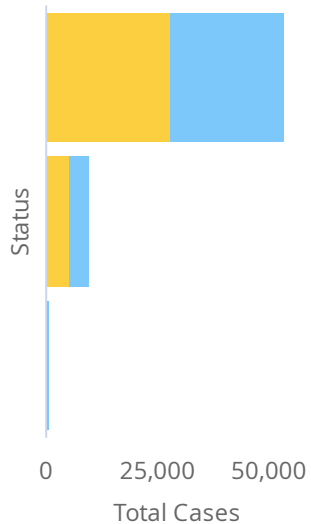
Oklahoma Total ...

- White 55.60%
- Unknown 20.15%
- American Indian or Alaska Native 9.62%
- Black or African American 7.01%
- Multiple Races/Other 3.93%
- Asian or Pacific Islander 3.68%

Oklahoma Total ...

- 18-35 36.19%
- 36-49 21.33%
- 50-64 17.47%
- 65+ 13.70%
- 05-17 9.11%
- 00-04 2.18%
- UNK 0.01%

Oklahoma Total ...



[View Data by County](#)

[View Data by City](#)

[View Data by Zip](#)

[View Data for Confirmed Cases](#)

[View Data for Deaths](#)

[View Data for Recoveries](#)

[Symptom Tracker](#)

[Personal Protective and Hospital Equipment](#)

[OSDH District Breakout](#)

[View Data Downloads](#)

DoD* indicate the delta (↑ ↓) or rate of change (%) over the past 24 hours only.

**Data shown are preliminary and subject to change as additional information is obtained.

Race/Ethnicity containing missing data is bucketed into the unknown category.

*Recovered: currently not hospitalized or deceased and 14 days after onset/report. Recoveries calculated beginning on 4/6/2020.

Trend Line*** is a 7 day rolling average of the number of the confirmed cases by date of symptom onset or positive test result for asymptomatic cases.

A 7 day lag has been applied to the trend line based on information collected to-date for the week of 5/3 and 5/9 where within 7 days of onset date 90% of the cases had been reported.

**** The purpose of publishing aggregated statistical COVID-19 data through the OSDH Dashboard, the Executive Order Report, and the Weekly Epidemiology and Surveillance Report is to support the