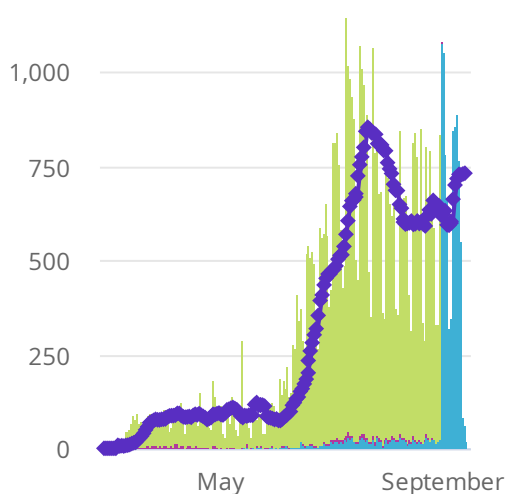


# COVID-19 Cases - Main Page

	OK Cases	OK Deaths	OK Active	OK Rec...
<b>OK Summ...</b>	65,053	854	9,930	54,2...
Cases Updat...				
2020-09-08	↑ 833 D...	↑ 1 DoD*	↓ -23 Do...	↑ 85...
Source: OK G...	1.3% Do...	0.1% Do...	-0.2% D...	1.6%...

	US Cases	US Deaths	US Active	US Reco...
<b>US Summ...</b>	6,300,...	189,2...	3,777,...	2,33...
Cases Updat...				
2020-09-07	↑ 24,2...	↑ 267 D...	↑ 6,43...	↑ 17,...
Source: John...	0.4% Do...	0.1% Do...	0.2% Do...	0.8%...

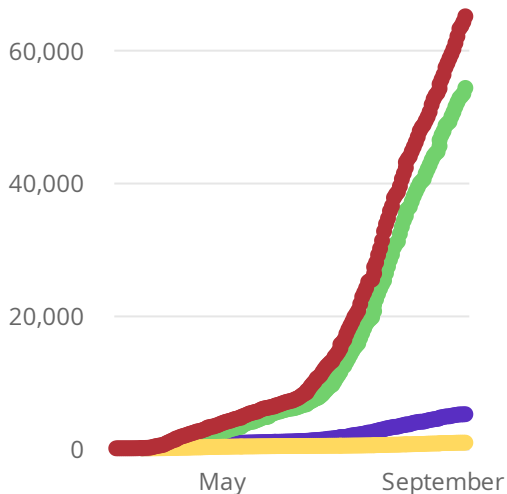
Oklahoma Case Status by ...



Date of Onset is the Date Symptoms are First Reported

- Active
- Deceased
- Recovered\*
- Trend Line\*\*\*

Oklahoma Cumulative Cas...



Running total of the number of cases reported to-date

- Cases
- Deaths
- Recovered\*
- Ever Hospitalized

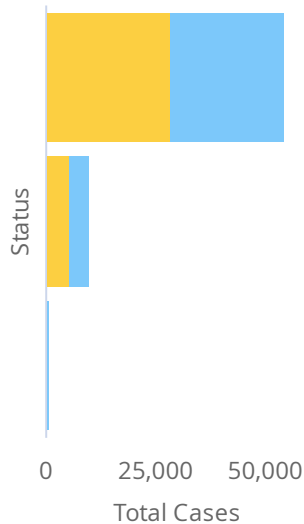
Oklahoma Total ...

- White 55.69%
- Unknown 20.18%
- American Indian or Alaska Native 9.59%
- Black or African American 6.98%
- Multiple Races/Other 3.92%
- Asian or Pacific Islander 3.65%

Oklahoma Total ...

- 18-35 36.24%
- 36-49 21.29%
- 50-64 17.47%
- 65+ 13.69%
- 05-17 9.12%
- 00-04 2.17%
- UNK 0.01%

Oklahoma Total ...



[View Data by County](#)

[View Data by City](#)

[View Data by Zip](#)

[View Data for Cases](#)

[View Data for Deaths](#)

[View Data for Recoveries](#)

[Symptom Tracker](#)

[Personal Protective and Hospital Equipment](#)

[OSDH District Breakout](#)

[View Data by County and Duration Filters](#)

[View Data Downloads](#)

DoD\* indicate the delta (↑ ↓) or rate of change (%) over the past 24 hours only.

\*\*Data shown are preliminary and subject to change as additional information is obtained.

Race/Ethnicity containing missing data is bucketed into the unknown category.

\*Recovered: currently not hospitalized or deceased and 14 days after onset/report. Recoveries calculated beginning on 4/6/2020.

Trend Line\*\*\* is a 7 day rolling average of the number of the cases by date of symptom onset or positive test result for asymptomatic cases.

A 7 day lag has been applied to the trend line based on information collected to-date for the week of 5/3 and 5/9 where within 7 days of onset date 90% of the cases had been reported.

\*\*\*\* The purpose of publishing aggregated statistical COVID-19 data through the OSDH Dashboard, the Executive Order Report, and the Weekly Epidemiology and Surveillance Report is to support the