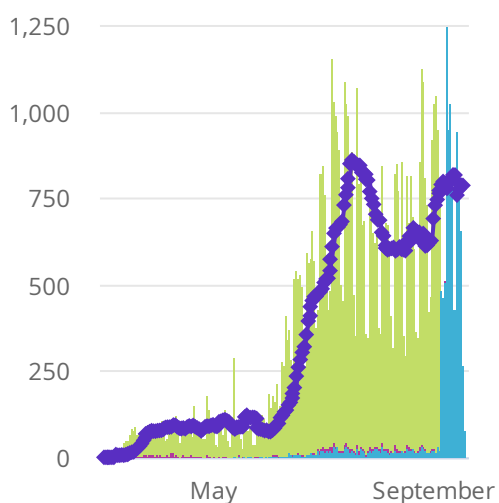


COVID-19 Cases - Main Page

	OK Cases	OK Deaths	OK Active	OK Rec...
OK Summ...	75,804	943	10,901	63,9...
Cases Updat...				
2020-09-19	↑ 1,23...	↑ 4 _{DoD*}	↑ 408 _{D...}	↑ 82...
Source: OK G...	1.7% _{Do...}	0.4% _{Do...}	3.9% _{Do...}	1.3%...

	US Cases	US Deaths	US Active	US Reco...
US Summ...	6,723,...	198,5...	3,968,...	2,55...
Cases Updat...				
2020-09-18	↑ 49,5...	↑ 937 _{D...}	↑ 32,4...	↑ 16,...
Source: John...	0.7% _{Do...}	0.5% _{Do...}	0.8% _{Do...}	0.6%...

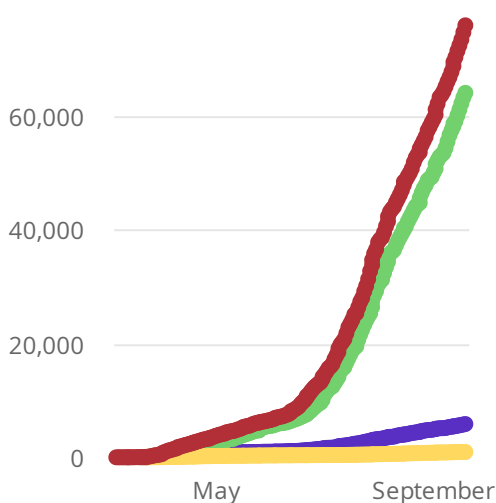
Oklahoma Case Status by ...



Date of Onset is the Date Symptoms are First Reported

- Active
- Deceased
- Recovered*
- Trend Line***

Oklahoma Cumulative Cas...



Running total of the number of cases reported to-date

- Cases
- Deaths
- Recovered*
- Ever Hospitalized

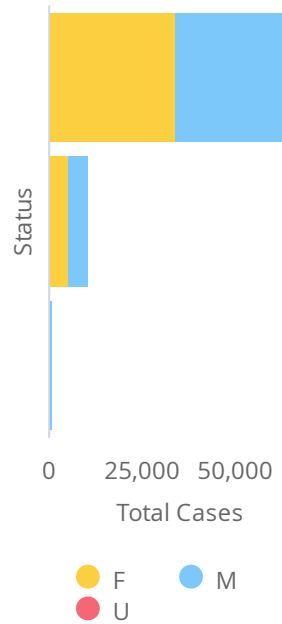
Oklahoma Total ...

- White 56.29%
- Unknown 19.47%
- American Indian or Alaska Native 9.77%
- Black or African American 7.04%
- Multiple Races/Other 3.95%
- Asian or Pacific Islander 3.48%

Oklahoma Total ...

- 18-35 36.63%
- 36-49 21.13%
- 50-64 17.38%
- 65+ 13.45%
- 05-17 9.34%
- 00-04 2.06%
- UNK 0.01%

Oklahoma Total ...



[View Data by County](#)

[View Data by City](#)

[View Data by Zip](#)

[View Data for Cases](#)

[View Data for Deaths](#)

[View Data for Recoveries](#)

[Symptom Tracker](#)

[Personal Protective and Hospital Equipment](#)

[OSDH District Breakout](#)

[View Data by County and Duration Filters](#)

[View Data Downloads](#)

DoD* indicate the delta (↑ ↓) or rate of change (%) over the past 24 hours only.

**Data shown are preliminary and subject to change as additional information is obtained.

Race/Ethnicity containing missing data is bucketed into the unknown category.

*Recovered: currently not hospitalized or deceased and 14 days after onset/report. Recoveries calculated beginning on 4/6/2020.

Trend Line*** is a 7 day rolling average of the number of the cases by date of symptom onset or positive test result for asymptomatic cases.

A 7 day lag has been applied to the trend line based on information collected to-date for the week of 5/3 and 5/9 where within 7 days of onset date 90% of the cases had been reported.

**** The purpose of publishing aggregated statistical COVID-19 data through the OSDH Dashboard, the Executive Order Report, and the Weekly Epidemiology and Surveillance Report is to support the