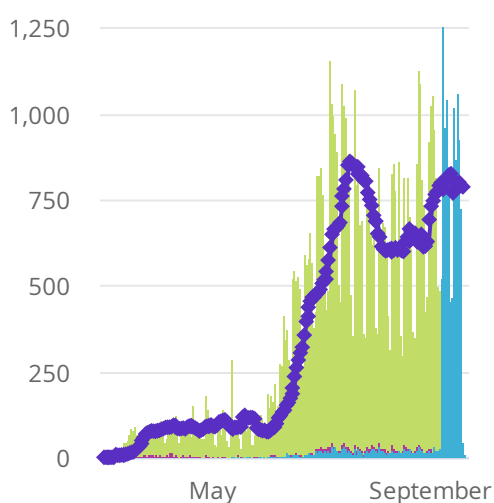


	OK Cases	OK Deaths	OK Active	OK Rec...
OK Summ...	77,908	948	12,019	64,9...
Cases Updat...				
2020-09-21	↑ 1,10...	↑ 2 DoD*	↑ 625 D...	↑ 47...
Source: OK G...	1.4% Do...	0.2% Do...	5.5% Do...	0.7%...

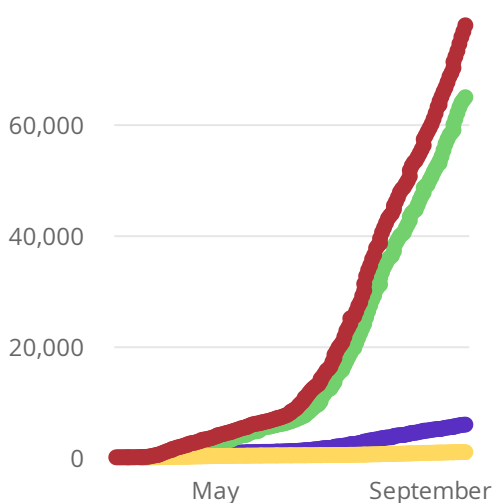
	US Cases	US Deaths	US Active	US Reco...
US Summ...	6,810,...	199,5...	4,020,...	2,59...
Cases Updat...				
2020-09-20	↑ 45,9...	↑ 250 D...	↑ 32,4...	↑ 13,...
Source: John...	0.7% Do...	0.1% Do...	0.8% Do...	0.5%...

Oklahoma Case Status by ...



- Active
- Deceased
- Recovered*
- Trend Line***

Oklahoma Cumulative Cas...



- Cases
- Deaths
- Recovered*
- Ever Hospitalized

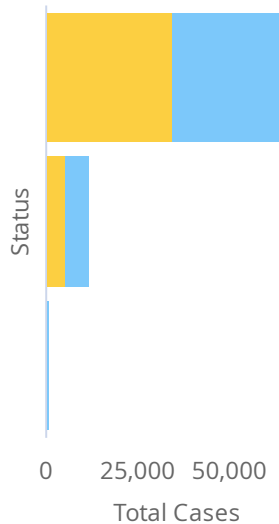
Oklahoma Total ...

- White 56.23%
- Unknown 19.50%
- American Indian or Alaska Native 9.73%
- Black or African American 7.19%
- Multiple Races/Other 3.93%
- Asian or Pacific Islander 3.42%

Oklahoma Total ...

- 18-35 36.64%
- 36-49 21.32%
- 50-64 17.35%
- 65+ 13.38%
- 05-17 9.27%
- 00-04 2.02%
- UNK 0.01%

Oklahoma Total ...



[View Data by County](#)

[View Data by City](#)

[View Data by Zip](#)

[View Data for Cases](#)

[View Data for Deaths](#)

[View Data for Recoveries](#)

[Symptom Tracker](#)

[Personal Protective and Hospital Equipment](#)

[OSDH District Breakout](#)

[View Data by County and Duration Filters](#)

[View Data Downloads](#)

DoD* indicate the delta (↑ ↓) or rate of change (%) over the past 24 hours only.

**Data shown are preliminary and subject to change as additional information is obtained.

Race/Ethnicity containing missing data is bucketed into the unknown category.

*Recovered: currently not hospitalized or deceased and 14 days after onset/report. Recoveries calculated beginning on 4/6/2020.

Trend Line*** is a 7 day rolling average of the number of the cases by date of symptom onset or positive test result for asymptomatic cases.

A 7 day lag has been applied to the trend line based on information collected to-date for the week of 5/3 and 5/9 where within 7 days of onset date 90% of the cases had been reported.

**** The purpose of publishing aggregated statistical COVID-19 data through the OSDH Dashboard, the Executive Order Report, and the Weekly Epidemiology and Surveillance Report is to support the