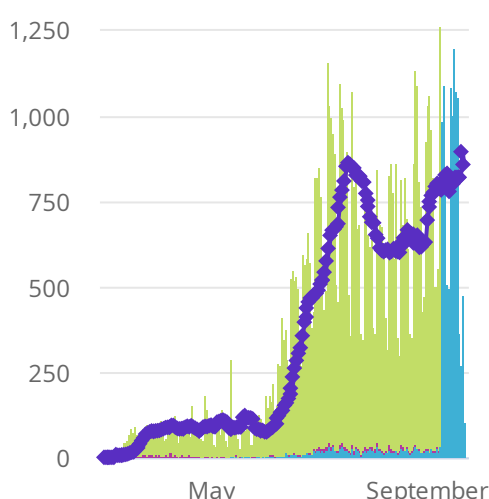


	OK Cases	OK Deaths	OK Active	OK Rec...
OK Summ...	80,161	970	12,412	66,7...
Cases Updat...				
2020-09-23	↑ 1,08...	↑ 8 DoD*	↓ -216...	↑ 1,2...
Source: OK G...	1.4% Do...	0.8% Do...	-1.7% D...	2% Do...

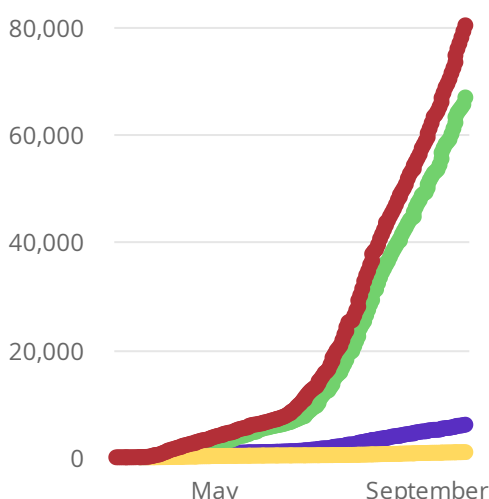
	US Cases	US Deaths	US Active	US Reco...
US Summ...	6,896,...	200,7...	4,048,...	2,64...
Cases Updat...				
2020-09-22	↑ 39,3...	↑ 921 D...	↑ 7,40...	↑ 31,...
Source: John...	0.6% Do...	0.5% Do...	0.2% Do...	1.2%...

Oklahoma Case Status by ...



- Active
- Deceased
- Recovered*
- Trend Line***

Oklahoma Cumulative Cas...



- Cases
- Deaths
- Recovered*
- Ever Hospitalized

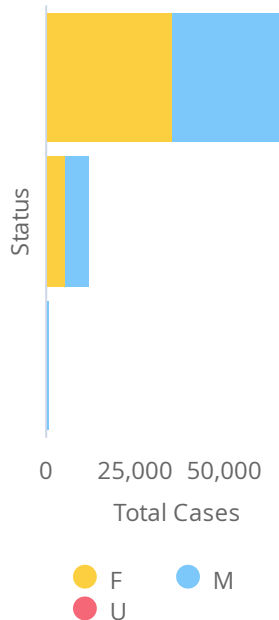
Oklahoma Total ...

- White 56.59%
- Unknown 19.12%
- American Indian or Alaska Native 9.78%
- Black or African American 7.17%
- Multiple Races/Other 3.96%
- Asian or Pacific Islander 3.39%

Oklahoma Total ...

- 18-35 36.60%
- 36-49 21.31%
- 50-64 17.33%
- 65+ 13.39%
- 05-17 9.33%
- 00-04 2.01%
- UNK 0.01%

Oklahoma Total ...



[View Data by County](#)

[View Data by City](#)

[View Data by Zip](#)

[View Data for Cases](#)

[View Data for Deaths](#)

[View Data for Recoveries](#)

[Symptom Tracker](#)

[Personal Protective and Hospital Equipment](#)

[OSDH District Breakout](#)

[View Data by County and Duration Filters](#)

[View Data Downloads](#)

DoD* indicate the delta (↑ ↓) or rate of change (%) over the past 24 hours only.

**Data shown are preliminary and subject to change as additional information is obtained.

Race/Ethnicity containing missing data is bucketed into the unknown category.

*Recovered: currently not hospitalized or deceased and 14 days after onset/report. Recoveries calculated beginning on 4/6/2020.

Trend Line*** is a 7 day rolling average of the number of the cases by date of symptom onset or positive test result for asymptomatic cases.

A 7 day lag has been applied to the trend line based on information collected to-date for the week of 5/3 and 5/9 where within 7 days of onset date 90% of the cases had been reported.

**** The purpose of publishing aggregated statistical COVID-19 data through the OSDH Dashboard, the Executive Order Report, and the Weekly Epidemiology and Surveillance Report is to support the