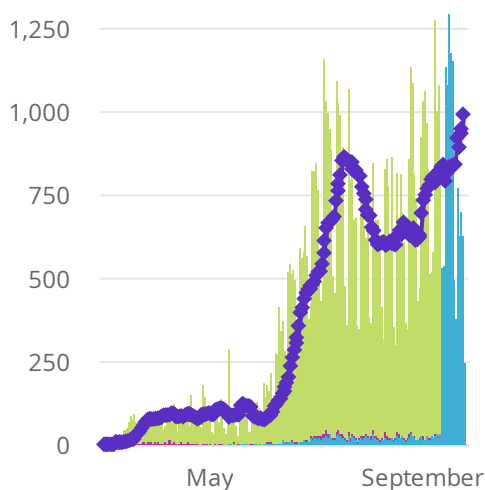


# COVID-19 Cases - Main Page

|                   | OK Cases    | OK Deaths  | OK Active  | OK Rec... |
|-------------------|-------------|------------|------------|-----------|
| <b>OK Summ...</b> | 83,510      | 1,004      | 12,752     | 69,7...   |
| Cases Updat...    |             |            |            |           |
| 2020-09-26        | ↑ 990 Do... | ↑ 11 DoD*  | ↑ 136 D... | ↑ 84...   |
| Source: OK G...   | 1.2% Do...  | 1.1% Do... | 1.1% Do... | 1.2%...   |

|                   | US Cases   | US Deaths  | US Active  | US Reco... |
|-------------------|------------|------------|------------|------------|
| <b>US Summ...</b> | 7,078,...  | 204,4...   | 4,123,...  | 2,75...    |
| Cases Updat...    |            |            |            |            |
| 2020-09-26        | ↑ 45,3...  | ↑ 740 D... | ↑ 21,5...  | ↑ 23,...   |
| Source: John...   | 0.6% Do... | 0.4% Do... | 0.5% Do... | 0.8%...    |

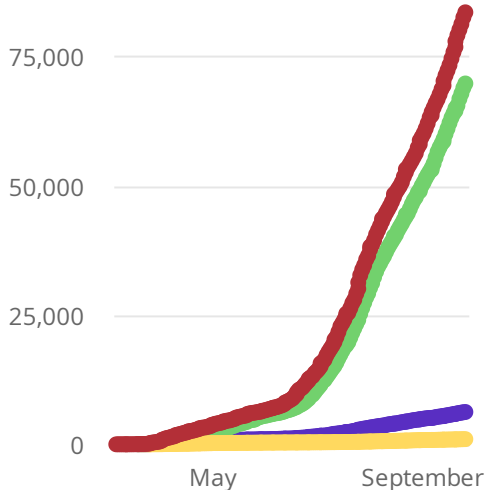
Oklahoma Case Status by ...



Date of Onset is the Date Symptoms are First Reported

- Active
- Deceased
- Recovered\*
- Trend Line\*\*\*

Oklahoma Cumulative Cas...



Running total of the number of cases reported to-date

- Cases
- Deaths
- Recovered\*
- Ever Hospitalized

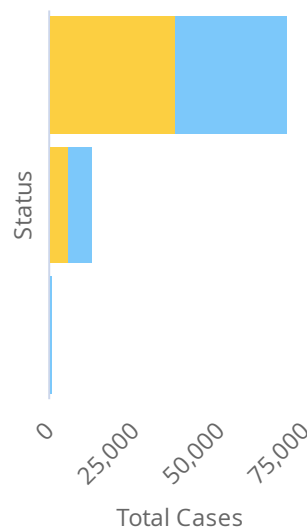
Oklahoma Total ...

- White 56.88%
- Unknown 18.88%
- American Indian or Alaska Native 9.80%
- Black or African American 7.13%
- Multiple Races/Other 3.97%
- Asian or Pacific Islander 3.33%

Oklahoma Total ...

- 18-35 36.51%
- 36-49 21.29%
- 50-64 17.40%
- 65+ 13.38%
- 05-17 9.42%
- 00-04 1.99%
- UNK 0.01%

Oklahoma Total ...



[View Data by County](#)

[View Data by City](#)

[View Data by Zip](#)

[View Data for Cases](#)

[View Data for Deaths](#)

[View Data for Recoveries](#)

[Symptom Tracker](#)

[Personal Protective and Hospital Equipment](#)

[OSDH District Breakout](#)

[View Data by County and Duration Filters](#)

[View Data Downloads](#)

DoD\* indicate the delta (↑ ↓) or rate of change (%) over the past 24 hours only.

\*\*Data shown are preliminary and subject to change as additional information is obtained.

Race/Ethnicity containing missing data is bucketed into the unknown category.

\*Recovered: currently not hospitalized or deceased and 14 days after onset/report. Recoveries calculated beginning on 4/6/2020.

Trend Line\*\*\* is a 7 day rolling average of the number of the cases by date of symptom onset or positive test result for asymptomatic cases.

A 7 day lag has been applied to the trend line based on information collected to-date for the week of 5/3 and 5/9 where within 7 days of onset date 90% of the cases had been reported.

\*\*\*\* The purpose of publishing aggregated statistical COVID-19 data through the OSDH Dashboard, the Executive Order Report, and the Weekly Epidemiology and Surveillance Report is to support the