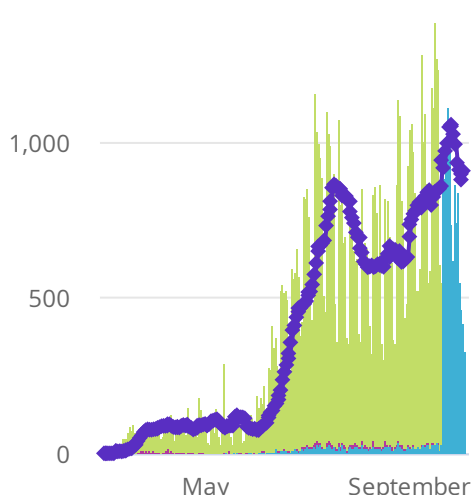


COVID-19 Cases - Main Page

	OK Cases	OK Deaths	OK Active	OK Rec...
OK Summ...	91,982	1,055	12,772	78,1...
Cases Updat...				
2020-10-05	↑ 665 D...	↑ 3 DoD*	↑ 113 D...	↑ 54...
Source: OK G...	0.7% Do...	0.3% Do...	0.9% Do...	0.7%...

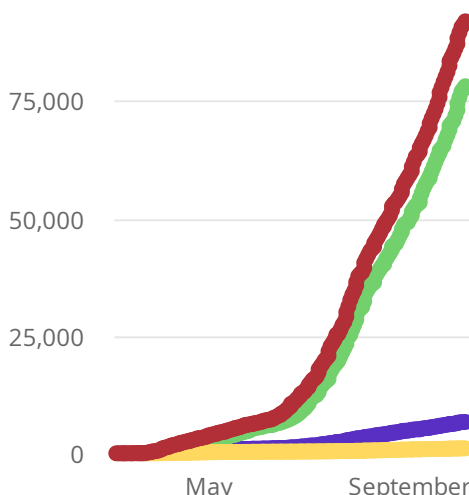
	US Cases	US Deaths	US Active	US Reco...
US Summ...	7,417,...	209,7...	4,296,...	2,91...
Cases Updat...				
2020-10-04	↑ 35,5...	↑ 337 D...	↑ 20,7...	↑ 14,...
Source: John...	0.5% Do...	0.2% Do...	0.5% Do...	0.5%...

Oklahoma Case Status by ...



- Active
- Deceased
- Recovered*
- Trend Line***

Oklahoma Cumulative Cas...



- Cases
- Deaths
- Recovered*
- Ever Hospitalized

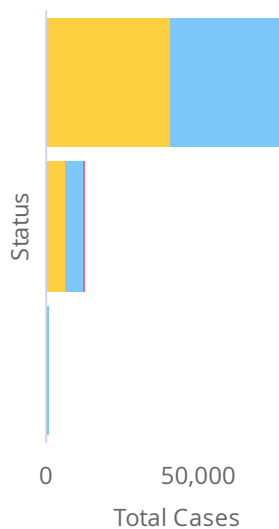
Oklahoma Total ...

- White 57.25%
- Unknown 18.68%
- American Indian or Alaska Native 9.76%
- Black or African American 7.13%
- Multiple Races/Other 4.01%
- Asian or Pacific Islander 3.17%

Oklahoma Total ...

- 18-35 35.94%
- 36-49 21.27%
- 50-64 17.70%
- 65+ 13.60%
- 05-17 9.54%
- 00-04 1.94%
- UNK 0.01%

Oklahoma Total ...



- F
- M
- U

[View Data by County](#)

[View Data by City](#)

[View Data by Zip](#)

[View Data for Cases](#)

[View Data for Deaths](#)

[View Data for Recoveries](#)

[Symptom Tracker](#)

[Personal Protective and Hospital Equipment](#)

[OSDH District Breakout](#)

[View Data by County and Duration Filters](#)

[View Data Downloads](#)

DoD* indicate the delta (↑ ↓) or rate of change (%) over the past 24 hours only.

**Data shown are preliminary and subject to change as additional information is obtained.

Race/Ethnicity containing missing data is bucketed into the unknown category.

*Recovered: currently not hospitalized or deceased and 14 days after onset/report. Recoveries calculated beginning on 4/6/2020.

Trend Line*** is a 7 day rolling average of the number of the cases by date of symptom onset or positive test result for asymptomatic cases.

A 7 day lag has been applied to the trend line based on information collected to-date for the week of 5/3 and 5/9 where within 7 days of onset date 90% of the cases had been reported.

**** The purpose of publishing aggregated statistical COVID-19 data through the OSDH Dashboard, the Executive Order Report, and the Weekly Epidemiology and Surveillance Report is to support the