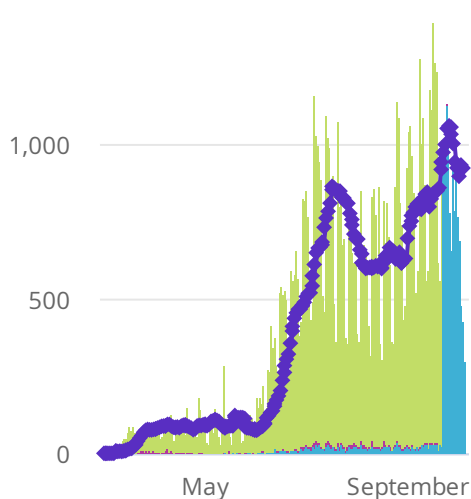


# COVID-19 Cases - Main Page

	OK Cases	OK Deaths	OK Active	OK Rec...
<b>OK Summ...</b>	93,346	1,066	13,061	79,2...
Cases Updat...				
2020-10-06	↑ 1,36...	↑ 11 DoD*	↑ 289 D...	↑ 1,0...
Source: OK G...	1.5% Do...	1% DoD*	2.3% Do...	1.4%...

	US Cases	US Deaths	US Active	US Reco...
<b>US Summ...</b>	7,457,...	210,1...	4,312,...	2,93...
Cases Updat...				
2020-10-05	↑ 39,5...	↑ 460 D...	↑ 15,6...	↑ 23,...
Source: John...	0.5% Do...	0.2% Do...	0.4% Do...	0.8%...

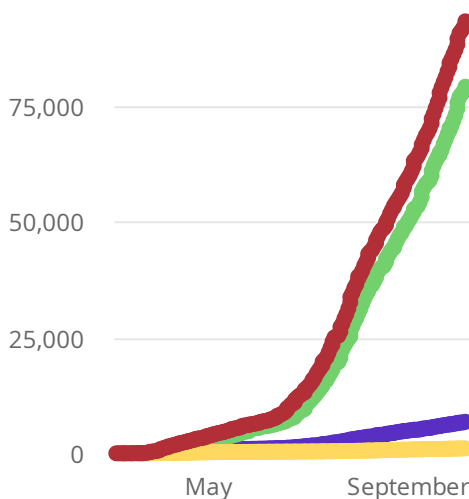
Oklahoma Case Status by ...



Date of Onset is the Date Symptoms are First Reported

- Active
- Deceased
- Recovered\*
- Trend Line\*\*\*

Oklahoma Cumulative Cas...



Running total of the number of cases reported to-date

- Cases
- Deaths
- Recovered\*
- Ever Hospitalized

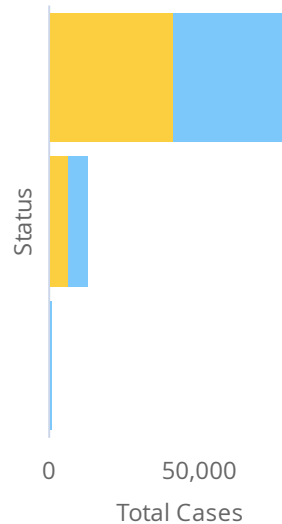
Oklahoma Total ...

- White 57.41%
- Unknown 18.48%
- American Indian or Alaska Native 9.80%
- Black or African American 7.14%
- Multiple Races/Other 4.02%
- Asian or Pacific Islander 3.16%

Oklahoma Total ...

- 18-35 35.80%
- 36-49 21.29%
- 50-64 17.75%
- 65+ 13.67%
- 05-17 9.55%
- 00-04 1.93%
- UNK 0.01%

Oklahoma Total ...



[View Data by County](#)

[View Data by City](#)

[View Data by Zip](#)

[View Data for Cases](#)

[View Data for Deaths](#)

[View Data for Recoveries](#)

[Symptom Tracker](#)

[Personal Protective and Hospital Equipment](#)

[OSDH District Breakout](#)

[View Data by County and Duration Filters](#)

[View Data Downloads](#)

DoD\* indicate the delta (↑ ↓) or rate of change (%) over the past 24 hours only.

\*\*Data shown are preliminary and subject to change as additional information is obtained.

Race/Ethnicity containing missing data is bucketed into the unknown category.

\*Recovered: currently not hospitalized or deceased and 14 days after onset/report. Recoveries calculated beginning on 4/6/2020.

Trend Line\*\*\* is a 7 day rolling average of the number of the cases by date of symptom onset or positive test result for asymptomatic cases.

A 7 day lag has been applied to the trend line based on information collected to-date for the week of 5/3 and 5/9 where within 7 days of onset date 90% of the cases had been reported.

\*\*\*\* The purpose of publishing aggregated statistical COVID-19 data through the OSDH Dashboard, the Executive Order Report, and the Weekly Epidemiology and Surveillance Report is to support the