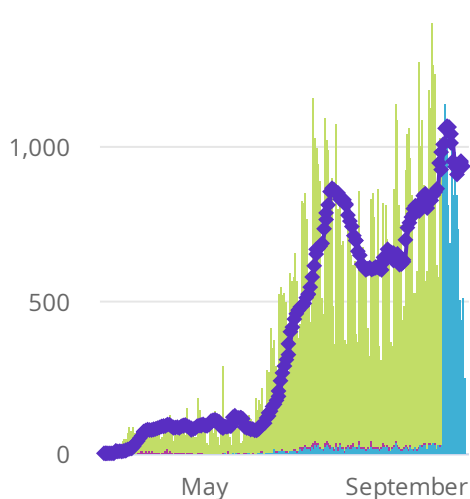


COVID-19 Cases - Main Page

	OK Cases	OK Deaths	OK Active	OK Rec...
OK Summ...	94,352	1,075	13,066	80,2...
Cases Updat...				
2020-10-07	↑ 1,00...	↑ 9 DoD*	↑ 5 DoD*	↑ 99...
Source: OK G...	1.1% Do...	0.8% Do...	0% DoD*	1.3%...

	US Cases	US Deaths	US Active	US Reco...
US Summ...	7,500,...	210,8...	4,337,...	2,95...
Cases Updat...				
2020-10-06	↑ 43,5...	↑ 705 D...	↑ 25,6...	↑ 17,...
Source: John...	0.6% Do...	0.3% Do...	0.6% Do...	0.6%...

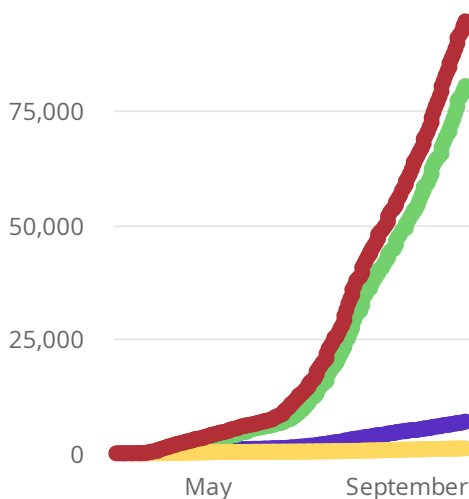
Oklahoma Case Status by ...



Date of Onset is the Date Symptoms are First Reported

- Active
- Deceased
- Recovered*
- Trend Line***

Oklahoma Cumulative Cas...



Running total of the number of cases reported to-date

- Cases
- Deaths
- Recovered*
- Ever Hospitalized

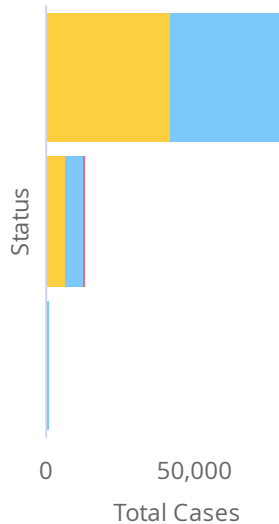
Oklahoma Total ...

- White 57.61%
- Unknown 18.32%
- American Indian or Alaska Native 9.78%
- Black or African American 7.12%
- Multiple Races/Other 4.03%
- Asian or Pacific Islander 3.14%

Oklahoma Total ...

- 18-35 35.72%
- 36-49 21.26%
- 50-64 17.77%
- 65+ 13.72%
- 05-17 9.58%
- 00-04 1.93%
- UNK 0.01%

Oklahoma Total ...



[View Data by County](#)

[View Data by City](#)

[View Data by Zip](#)

[View Data for Cases](#)

[View Data for Deaths](#)

[View Data for Recoveries](#)

[Symptom Tracker](#)

[Personal Protective and Hospital Equipment](#)

[OSDH District Breakout](#)

[View Data by County and Duration Filters](#)

[View Data Downloads](#)

DoD* indicate the delta (↑ ↓) or rate of change (%) over the past 24 hours only.

**Data shown are preliminary and subject to change as additional information is obtained.

Race/Ethnicity containing missing data is bucketed into the unknown category.

*Recovered: currently not hospitalized or deceased and 14 days after onset/report. Recoveries calculated beginning on 4/6/2020.

Trend Line*** is a 7 day rolling average of the number of the cases by date of symptom onset or positive test result for asymptomatic cases.

A 7 day lag has been applied to the trend line based on information collected to-date for the week of 5/3 and 5/9 where within 7 days of onset date 90% of the cases had been reported.

**** The purpose of publishing aggregated statistical COVID-19 data through the OSDH Dashboard, the Executive Order Report, and the Weekly Epidemiology and Surveillance Report is to support the