



OKLAHOMA State Department of Health



Positive COVID-19 in Oklahoma



OKLAHOMA
State Department of Health

*Sign up for the latest COVID-19 news and updates from
the Oklahoma State Department of Health.*

SUBSCRIBE

No Thanks

Remind Me Later

Situation



ATTENTION: All test results conducted through the OSDH public health laboratory are sent to the ordering physician or submitting clinical facility. Results will not be provided by phone, nor will the status of the pending test be advised by phone. If test results are positive, public health officials initiate an investigation, which results in notifying the patient and provider to conduct the case investigation and contact tracing.

Current Situation

COVID-19 is a virus identified as the cause of an outbreak of respiratory illness first detected in Wuhan City, Hubei Province, China in 2019 and has since spread globally into a pandemic. Symptoms of COVID-19 include fever, cough, and shortness of breath. While roughly 80% of cases report mild symptoms, some progress into severe pneumonia and multi-organ failure and can lead to death. Current data indicates the risk of death for those contracting COVID-19 notably increases for individuals above the age of 60 or for individuals with autoimmune conditions. On January 11, 2020, the first set of individuals in the United States tested positive for COVID-19. The virus has since spread across all 50 states and the number of individuals testing positive for COVID-19 continues to rapidly grow each day.

COVID-19 Oklahoma Test Results

Cases	2,263
*Total Cumulative Negative Specimens	26,956
*Total Cumulative Number of Specimens to Date	29,098
Total Cumulative Hospitalizations	510
Deaths	123

****The total includes laboratory information provided to OSDH at the time of the report. Total counts may not reflect unique individuals.***

COVID-19 Cases by Testing Laboratory

Laboratory	Cases
Diagnostic Laboratory of Oklahoma	386
State Public Health Laboratory	293
Other	1,584
Total	2,263

COVID-19 Cases by Age Grouping

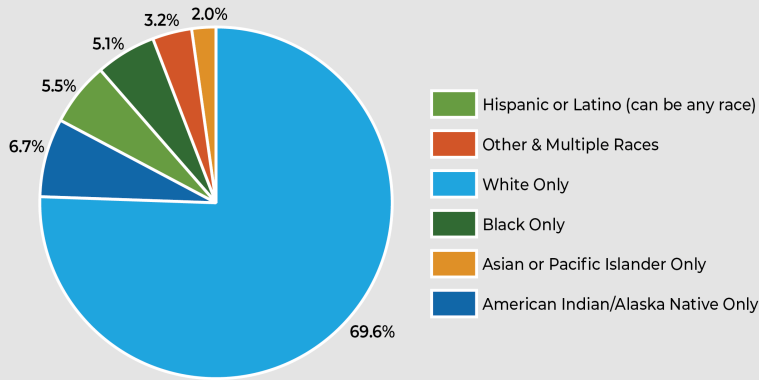
Age Group, Years	COVID-19 Cases	Deaths
00-04	21	0
05-17	39	0
18-35	402	5
36-49	466	3
50-64	580	15
65+	755	100
Total	2,263	123
Age Range: 0-102 yrs	Median Age: 56	Median Age: 73

COVID-19 Cases by Gender

Gender	Cases	Deaths
Female	1,247	56
Male	1,016	67
Total	2,263	123

CASES BY RACE/ETHNICITY

(13.5% did not report race,
16.9% did not report ethnicity)



COVID-19 Cases by County

County	Cases	Deaths
Adair	29	3
Alfalfa	1	0
Atoka	1	0
Beaver	1	0
Beckham	2	0
Bryan	5	0
Caddo	35	1
Canadian	63	3
Carter	1	0
Cherokee	21	1
Choctaw	3	0
Cleveland	294	18
Comanche	52	0
Cotton	5	0
Craig	8	0
Creek	57	3
Custer	7	0
Delaware	72	0
Dewey	2	0
Garfield	7	1
Garvin	10	0
Grady	14	1
Grant	2	0

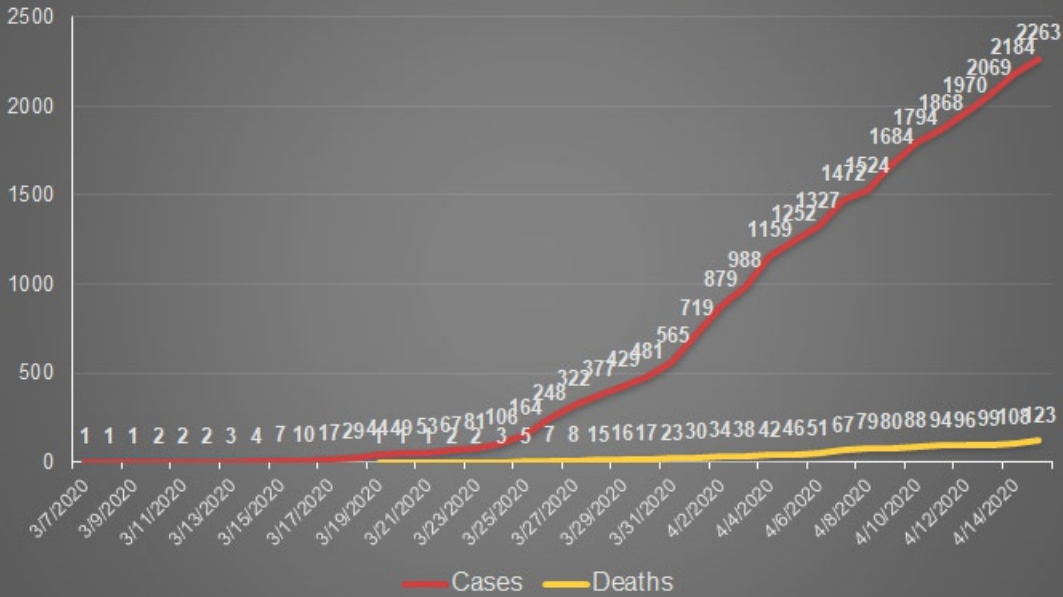
County	Cases	Deaths
Greer	50	4
Jackson	6	0
Jefferson	1	0
Johnston	2	0
Kay	45	4
Kingfisher	6	0
Kiowa	2	0
Latimer	4	1
Le Flore	4	0
Lincoln	10	0
Logan	7	0
Love	2	0
Major	2	1
Marshall	1	0
Mayes	16	3
McClain	19	0
McCurtain	7	0
Murray	1	0
Muskogee	26	2
Noble	6	0
Nowata	11	0
Okfuskee	1	0
Oklahoma	483	22
Okmulgee	14	0
Osage	61	8
Ottawa	22	0
Pawnee	27	2
Payne	29	0
Pittsburg	13	1
Pontotoc	10	1
Pottawatomie	28	3
Rogers	30	2
Seminole	7	1
Sequoyah	10	2

County	Cases	Deaths
Stephens	15	1
Texas	9	1
Tillman	1	0
Tulsa	362	21
Wagoner	102	7
Washington	118	5
Woodward	1	0
Total	2,263	123

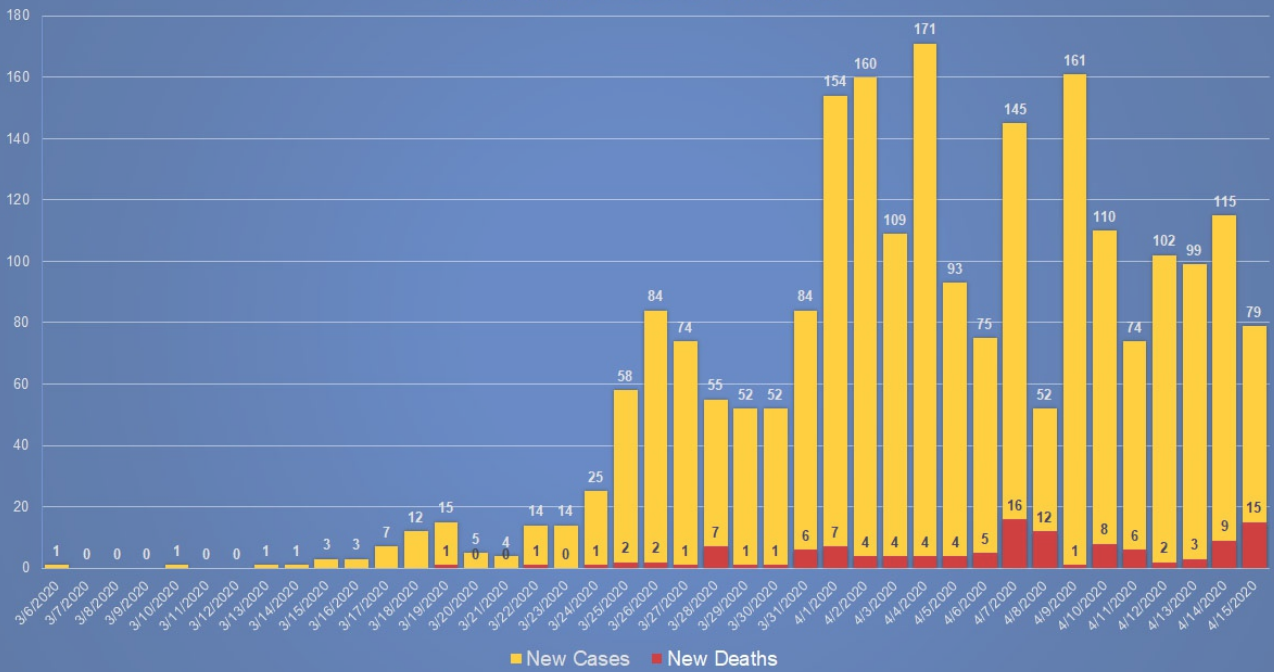
** Community spread is defined as the spread of an illness for which the source of infection is unknown. For purposes of our COVID-19 reporting, we are highlighting the counties that contain a positive case.*

Counties highlighted in yellow on the map above indicate a death in that county.

Oklahoma COVID-19 Timeline



Oklahoma COVID-19 Timeline



Data Source: Acute Disease Service, Oklahoma State Department of Health.

*As of 2020-04-15 at 7:00 AM.





WHAT YOU
SHOULD KNOW
KN95
RESPIRATOR

Get Email Updates

Sign up here for the latest COVID-19 news and updates from OSDH.

[Tweets by HealthyOklahoma](#)

[About](#) | [Accessibility](#) | [Contact](#) | [Policies](#)

Copyright © 2020 State of Oklahoma