

## INFORMATION ABOUT THE ONGOING NOVEL CORONAVIRUS OUTBREAK

### INFORMATION FROM TN DEPT OF HEALTH ABOUT THE ONGOING NOVEL CORONAVIRUS OUTBREAK

CEDEP > Novel Coronavirus

## Coronavirus Disease (COVID-19)

COVID-19 Public Information Numbers: 833-556-2476 and 877-857-2945 Available 10 a.m. – 10 p.m. CDT Daily

**PLEASE NOTE:** COVID-19 is a reportable disease in Tennessee.



Novel Coronavirus



### COVID-19 Assessment Sites


[COVID-19 Symptom Checker](#)

Infectious agent: *severe acute respiratory syndrome coronavirus2 (SARS-CoV-2)*

Situation Summary: In December 2019, Chinese health authorities identified an outbreak of pneumonia associated with a novel, or new, coronavirus which has resulted in thousands of confirmed cases in China. Additional cases have been identified in a growing number of other international locations, including the United States. There are ongoing investigations to learn more. Click here to access CDC's COVID-19 webpage for the most up to date information: <https://www.cdc.gov/coronavirus/2019-nCoV/index.html>.

 [Click here for TDH Weekly Situation Summary](#)

## COVID-19 Medical Professional and Non-Medical Responders

 For furloughed workers looking for employment or volunteer positions, [click here for more information and to register with the State of Tennessee Medical Reserve Corps Program. Medical and non-medical support is needed!](#)

For Vendors wanting to provide their services to help the state respond:

[COVID.PPEVENDORS@tn.gov](mailto:COVID.PPEVENDORS@tn.gov)

For Donations:

[COVID.PPEDONATIONS@tn.gov](mailto:COVID.PPEDONATIONS@tn.gov)

TEMA's site for private sector PPE donations


<https://www.tn.gov/tema/news/2020/3/23/private-sector-ppe-donations.html>

Laboratory Type	Positive Test	Negative Tests	Total
State PH Lab	348	2,602	2,950
Non-State PH Lab	4,014	49,654	53,668
Total	4,362	52,256	56,618

\* Please note, these data are meant to provide rough estimate of testing volume. Due to different source data, numbers may differ slightly from day to day.

\*\* Laboratory reports of positive cases are reported to metro and local health departments as soon as results are available. State numbers are updated at 2pm daily and there may be a lag in the reporting of cumulative numbers at the state level.

Fatalities	79
------------	----

 Please note for deaths. Some deaths may be reported by health care providers, hospitals, medical examiners, local health departments, or others before they are included in the statewide count.

### Age Ranges of Confirmed Cases

0-10	53
11-20	208
21-30	943
31-40	705
41-50	674
51-60	803
61-70	542
71-80	268
80+	143
Pending	23
Total	4,362

### Recovered

592

TDH defines "recovered" as people who (1) have been confirmed to be asymptomatic by their local or regional health department and have completed their required isolation period or (2) are at least 21 days beyond the first test confirming their illness.

Race	Number of Cases	Percent
White	1,140	26.13
Black or African American	320	7.34
Other/ Multiracial	106	2.43
Asian	32	0.73
Pending	2,764	63.37

### Hospitalizations


449

*Please note for hospitalizations:* Information about hospitalization status is gathered at the time of diagnosis, therefore this information may be incomplete. This number indicates the number of patients that were *ever* hospitalized during their illness, it does not indicate the number of patients currently hospitalized.

Ethnicity	Number of Cases	Percent
Not Hispanic or Latino	2,349	53.85
Hispanic	155	3.55
Pending	1,858	42.6

Sex	Number of Cases	Percent
Female	2,247	51.51
Male	2,028	46.49
Pending	87	1.99

> [County Case Count - Click here to expand.](#)

 *Please note regarding case counts:* This data changes rapidly as labs conduct tests and identify new cases. Labs assign those cases to a county or leave that information blank. Metro and regional health departments then determine the appropriate county of jurisdiction during their public health investigation. We're working to reduce the "pending" number to 0. Contact the local health department for county specific information. Cases among Tennessee residents are counted by their county of residence. Residents of other states who were tested at Tennessee healthcare facilities are counted as "Out of TN".

*\* Data include both confirmed and presumptive positive cases of COVID-19 reported to TDH or tested by TDH since January 21, 2020. These figures are updated daily at 2 p.m. Central time and reflect all cases reported to TDH as of that time.*

> [For the Public](#)

> [Mental Health Resources](#)

> [Health Care Providers](#)

> [Laboratories](#)

> [Public Health](#)

> [Preparedness Tools](#)

> [Resources for Educational Organizations](#)

> [Resources for Congregate Care, Homeless, and Correctional Facilities](#)

---

## Other Resources

- [TDH Health Alert – 01-23-20](#)
- [TDH Health Alert – 01-29-20](#)
- [TDH Health Alert – 02-28-20](#)
- [TDH Health Alert - 03-06-20](#)
- [TDH Health Alert - 03-11-20](#)
- [TDH Health Alert - 03-25-20](#)

## Other Tennessee State Agencies

- [TennCare Information About Coronavirus Webpage](#)

## Downloadable Prevention Posters in Multiple Languages

### Help Keep Illness From Spreading:

Select a Language ▼

### Steps to Help Prevent the Spread of COVID-19 If You Are Sick:

Select a Language ▼

#### Social Media



[TDH Newsroom](#) ▼

---

[Safety and Emergency Preparedness](#) ▼

---

[Fitness and Nutrition](#) ▼

---

[Resources for Healthier Living](#) ▼

---



Department of Health  
Lisa Piercey, MD, MBA, FAAP Commissioner

710 James Robertson Parkway  
Nashville, TN 37243  
[tn.health@tn.gov](mailto:tn.health@tn.gov)

[Contact Us](#)



 [Live Chat](#)

 [Help](#)  [Translate](#)  [Font Size](#)



[TN.gov Services](#) [TN.gov Directory](#) [Transparent TN](#) [Web Policies](#)  
[About Tennessee](#) [Title VI](#) [Accessibility](#) [Help & Contact](#) [Survey](#)