

Overview of COVID-19 Surveillance

This report is updated daily at approximately 1:00 p.m. Information on COVID-19 cases changes rapidly, and this report may not reflect updates made after 1:00 p.m. by local health departments or health care systems.

Report Date: April 15, 2020

2542
Total COVID-19 Cases

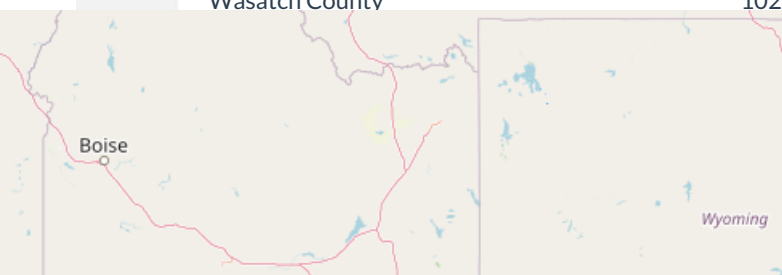
47614*
Total Reported People Tested

221
Total COVID-19 Hospitalizations

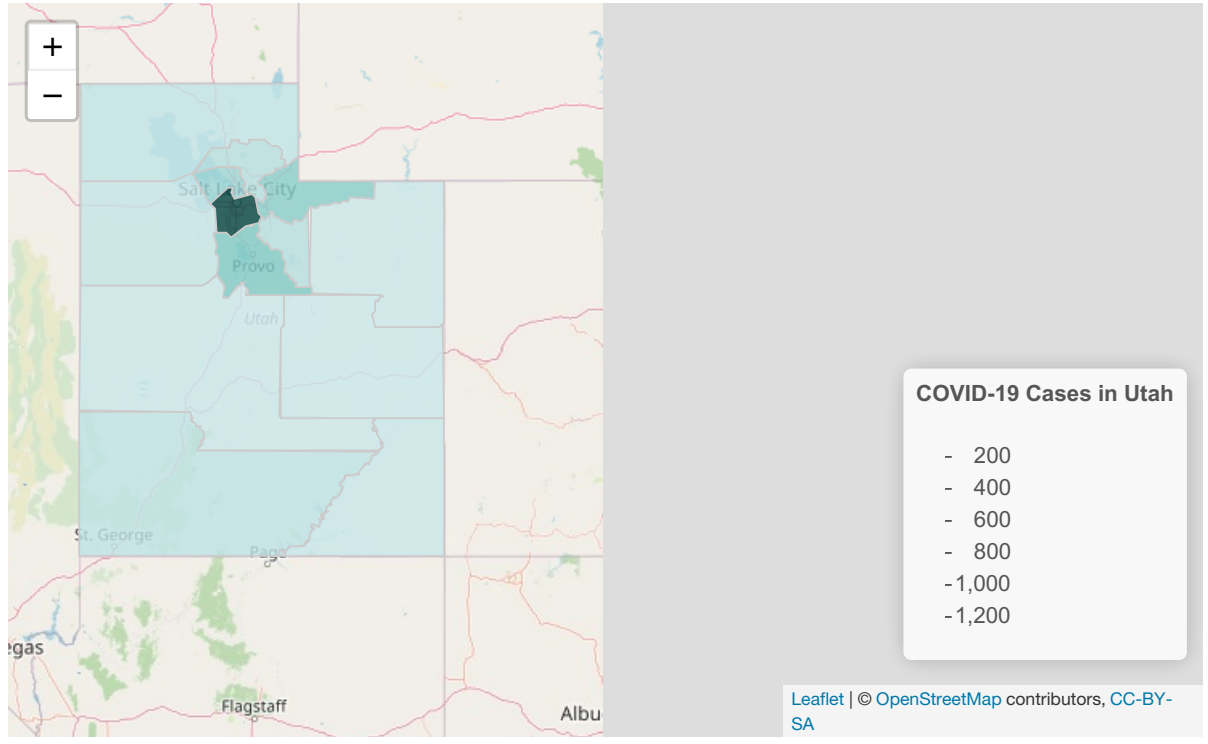
20
Total COVID-19 Deaths

Total Number of Lab-Confirmed COVID-19 Cases in Utah

Jurisdiction	Cases	Hospitalizations
Bear River	49	8
Central Utah	8	1
Davis County	217	21
Salt Lake County	1285	113
San Juan	9	2
Southeast Utah	4	0
Southwest Utah	58	9
Summit County	306	29
Tooele County	37	4
TriCounty	8	0
Utah County	352	20
Wasatch County	102	5
		9
		221



Location Where People Tested Positive for COVID-19 in Utah



Date when COVID-19 Cases Have First Been Reported to Public Health in Utah




Number of People Tested by Date



Total Utah Residents with COVID-19 Demographics Table

Age Group	Case Count	Percent of Cases	Rate / 100,000 Population
Less than 1 year	12	0%	23.9
1-14 years	60	2%	8.2
15-24 years	370	15%	72.6
25-44 years	1023	40%	113.7
45-64 years	805	32%	129.4
65-84 years	254	10%	81.2
85+ years	15	1%	39.7

Total Utah Residents with COVID-19 Demographics Chart



Total Utah Residents Who Have Been Hospitalized with COVID-19 by Age



Total Utah Residents Who Have Been Hospitalized with COVID-19

Hospitalization	Case Count	Percent of Investigated Cases
Yes	221	9%
No	2227	91%
Under Investigation	94	---

Data Notes:

Laboratory: As of March 19th, 2020 all major private and public laboratories in Utah are reporting positive and negative COVID-19 (SARS-CoV-2) results to UDOH, positive cases are reported immediately. Negative results may have up to a 72-hour lag before being reported and results prior to March 19th may be under-reported. Laboratory results are presented by the date a sample was tested. Laboratory positives may not match confirmed cases due to ongoing investigations and confirmatory testing.

Case data: As of April 2nd, 2020, UDOH is no longer including visitor cases in the case count to align with CDC reporting criteria. These cases will now be reported in their home states. Case data are displayed by the date the case is reported to public health – through contact tracing, some cases may be reported to public health prior to testing positive. Case count date may not match the tested date because of a delay between when a case is reported to public health and when public health receives the final laboratory report. Case counts in this report only represent laboratory confirmed cases. The actual number of cases in Utah is higher than what is reported due to mild cases not feeling ill enough to seek care, clinician judgement for testing, and expanding laboratory capacity.

Demographic data: There will be small count differences in data presented by age groups, self-reported sex, and hospitalization status. This is because some cases are not initially reported with all of these data elements and unknowns are excluded from this report. Case data will be updated as LHDs and UDOH complete investigations.

Hospitalization Data: Hospitalizations in this table represent the total number of cases that have been admitted to hospitals. This count does not represent the number of COVID-19 cases currently in the hospital. Hospitalization data is collected from patient interviews and medical chart abstractions by Local Health Departments (LHDs). While UDOH and LHDs capture most hospitalizations through provider reporting, some patients may be hospitalized after the case was investigated by an LHD and therefore not included in this count.