


Select Language

Powered by  Google Translate



## Coronavirus Data

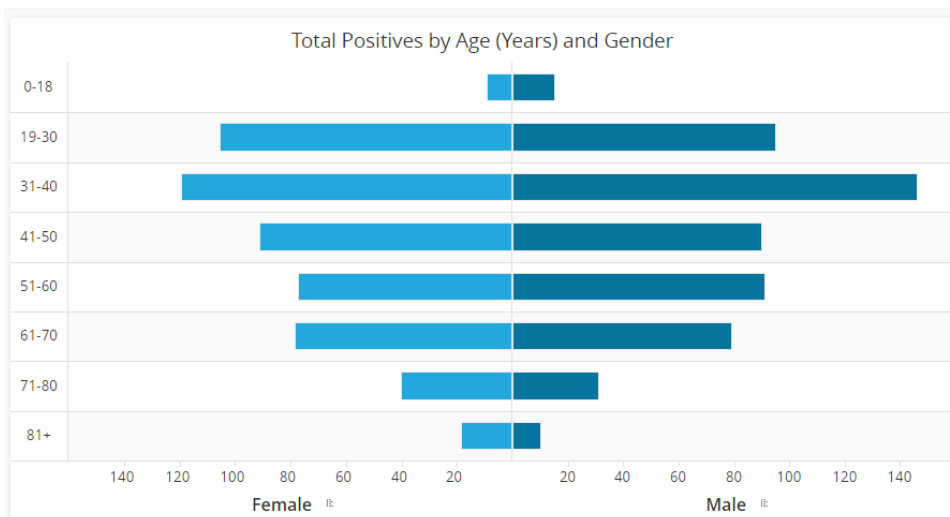
### DC COVID-19 Data for April 5, 2020

- Total Tested Overall: 7453
- Total Positives: 1097
- Total Deaths: 24
- Total Recovered: 287
- [Download copy of DC COVID-19 data](#)

### Other Data

- [Public Safety Agency Data](#)
- [Human Services Agency Data](#)
- [Hospital Status Data](#)

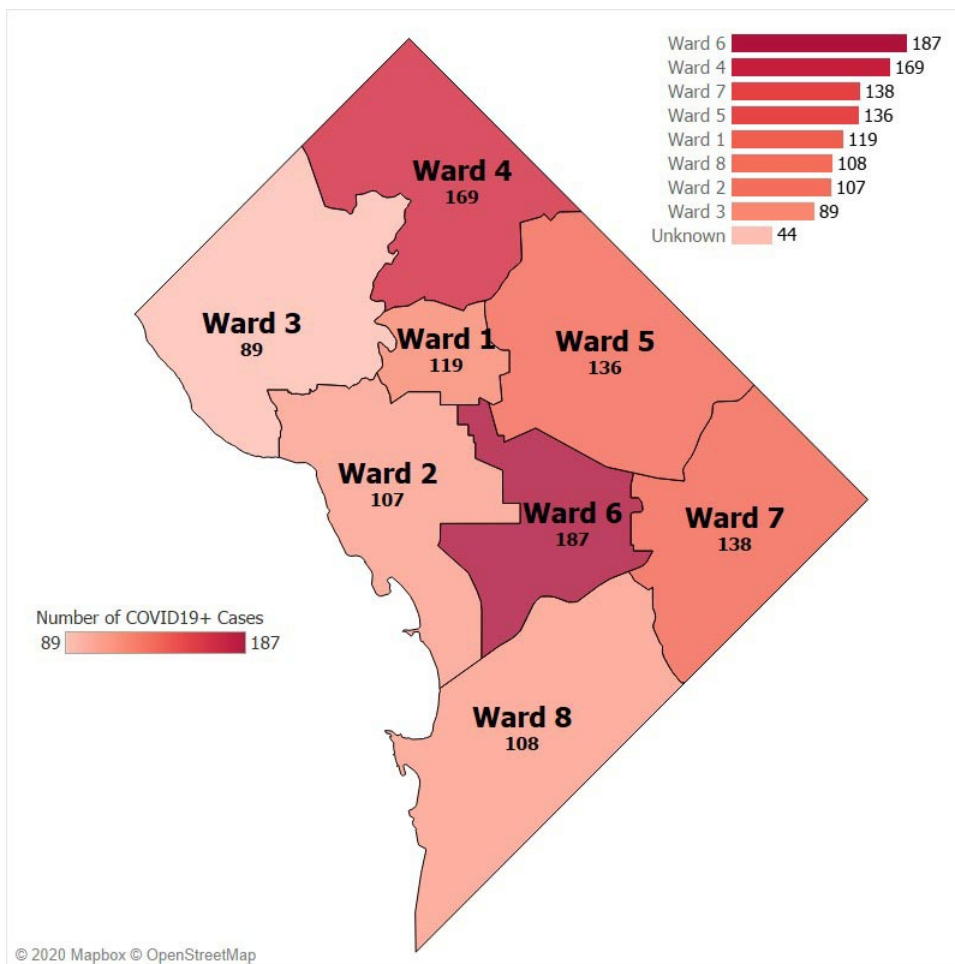
Below is the District's aggregated total of positive COVID-19 cases, sorted by age and gender.



Patient Age (yrs)	Total Positives	Patient Gender		
		Female	Male	Unknown
All	1097	537	557	3



0-18	24	9	15	0
19-30	200	105	95	0
31-40	265	119	146	0
41-50	182	91	90	1
51-60	168	77	91	0
61-70	159	78	79	2
71-80	71	40	31	0
81+	28	18	10	0



Below is the District's aggregated total of positive COVID-19 cases, sorted by ward.

**Ward      Total Positive Cases**

1	119
2	107
3	89
4	169

5	136
6	187
7	138
8	108
Unknown	44

#### April 4, 2020

- Total Tested Overall: 6834
- Total Positives: 998
- Total Deaths: 22
- Total Recovered: 258
- [Download copy of DC COVID-19 data](#)

#### April 3, 2020

- Total Tested Overall: 6438

- Total Positives: 902
- Total Deaths: 21
- Total Recovered: 235
- [Download copy of DC COVID-19 data](#)

#### April 2, 2020

- Total Tested Overall: 5584
- Total Positives: 757
- Total Deaths: 15
- Total Recovered: 206
- [Download Copy of DC COVID-19 Data](#)

#### April 1, 2020

- Number of people tested overall: 5,070
- Total positives: 653
- Number of deaths: 12
- Number of people who have recovered: 173
- [Download Copy of DC COVID-19 Data](#)

#### March 31, 2020

- Number of people tested overall: 4,398
- Total positives: 586
- Number of deaths: 11
- Number of people who have recovered: 142
- [Download Copy of DC COVID-19 Data](#)

#### March 30, 2020

#### DC Public Health Laboratory and Outside Laboratory Coronavirus Testing Metrics

- Number of people tested overall: 3759
- Number of PHL positives: 76
- Number of commercial lab positives: 419
- Number of PHL negatives: 204
- Number of commercial lab negatives: 3058
- Number of PHL tests in progress: 2
- Number of deaths: 9
- Number of people who have recovered: 121
- [Download a Copy of COVID-19 Data to Date](#)

#### Other Data

- [Public Safety Agency Data](#)
- [Hospital Status Data](#)

#### March 29, 2020

#### DC Public Health Laboratory and Outside Laboratory Coronavirus Testing Metrics

- Number of people tested overall: 3085
- Number of PHL positives: 63
- Number of commercial lab positives: 338
- Number of PHL negatives: 178

- Number of commercial lab negatives: 2504
- Number of PHL tests in progress: 2
- Number of deaths: 9
- Number of people who have recovered: 106

**March 28, 2020**

**DC Public Health Laboratory and Outside Laboratory Coronavirus Testing Metrics as of 7:45 pm**

- Number of people tested overall: 2812
- Number of PHL positives: 58
- Number of commercial lab positives: 284
- Number of PHL negatives: 168
- Number of commercial lab negatives: 2301
- Number of PHL tests in progress: 1
- Number of deaths: 5
- Number of people who have recovered: 66

**March 27, 2020**

**DC Public Health Laboratory and Outside Laboratory Coronavirus Testing Metrics as of 8:30 pm**

- Number of people tested overall: 2516
- Number of PHL positives: 47
- Number of commercial lab positives: 257
- Number of PHL negatives: 168
- Number of commercial lab negatives: 2043
- Number of PHL tests in progress: 1
- Number of deaths: 4
- Number of people who have recovered: 51

**March 26, 2020**

**Numbers as of 7pm on Thursday, March 26, 2020.**

- Number of people tested overall: 2,166
- Number of PHL positives: 43
- Number of commercial lab positives: 224
- Number of PHL negatives: 140
- Number of commercial lab negatives: 1,757
- Number of PHL tests in progress: 2
- Number of Deaths: 3
- Number of People who have Recovered: 49

**March 25, 2020**

- Number of people tested overall: 1858
- Number of PHL positives: 38
- Number of commercial lab positives: 193
- Number of PHL negatives: 123
- Number of commercial lab negatives: 1503
- Number of PHL tests in progress: 1
- Number of Deaths: 3
- Number of People who have Recovered: 21

**March 24, 2020**

- Number of people tested overall: 1609
- Number of PHL positives: 37
- Number of commercial lab positives: 146
- Number of PHL negatives: 118
- Number of commercial lab negatives: 1305
- Number of PHL tests in progress: 3
- Number of Deaths: 2
- Number of People who have Recovered: 17
- [Public Safety Agency Data](#)
- [Hospital Status Data](#)

#### **March 23, 2020**

- Number of people tested overall: 1334
- Number of PHL positives: 36
- Number of commercial lab positives: 101
- Number of PHL negatives: 116
- Number of commercial lab negatives: 1079
- Number of PHL tests in progress: 2
- Number of Deaths: 2
- Number of People who have Recovered: 17
- Public Safety Agency Data
- DC Health Hospital Data

#### **March 22, 2020**

- Number of people tested overall: 1229
- Number of PHL positives: 35
- Number of commercial lab positives: 81
- Number of PHL negatives: 110
- Number of commercial lab negatives: 1003
- Number of PHL tests in progress: 0
- Number of deaths: 2

#### **March 21, 2020**

Number of people tested overall: 1055

- Number of PHL positives: 32
- Number of commercial lab positives: 66
- Number of PHL negatives: 108
- Number of commercial lab negatives: 849
- Number of PHL tests in progress: 0

#### **March 20, 2020**

Number of people tested overall:

- Number of PHL positives: 23
- Number of commercial lab positives: 54
- Number of PHL negatives: 104
- Number of commercial lab negatives:
- Number of PHL tests in progress: 0

\*Updates and additional data are forthcoming.

#### **March 19, 2020**

DC Public Health Laboratory and Outside Laboratory Coronavirus Testing Metrics as of 8 pm.

- Number of people tested overall: 573
- Number of PHL positives: 20
- Number of commercial lab positives: 51
- Number of PHL negatives: 100
- Number of commercial lab negatives: 401
- Number of PHL tests in progress: 1

#### **March 18, 2020**

- Number of people tested overall: 203
- Number of PHL positives: 14
- Number of commercial lab positives: 25
- Number of PHL negatives: 90
- Number of commercial lab negatives: 63
- Number of PHL tests in progress: 11

Details on New Cases from 3/18:

- 22-year-old female
- 23-year-old male
- 25-year-old female
- 30-year-old male
- 36-year-old male
- 50-year-old male
- 59-year-old male
- 65-year-old female

#### **March 17, 2020**

- Number of people tested overall: 170
- Number of PHL positives: 11
- Number of commercial lab positives: 20
- Number of PHL negatives: 75
- Number of commercial lab negatives: 63
- Number of PHL tests in progress: 1

#### **March 16, 2020**

- Number of people tested overall: 126
- Number of PHL positives: 10
- Number of commercial lab positives: 12
- Number of PHL negatives: 70
- Number of commercial lab negatives: 34
- Number of PHL tests in progress: 0

#### **As of March 15, 2020**

- Number of people tested overall: 120
- Number of PHL positives: 10
- Number of commercial lab positives: 7
- Number of PHL negatives: 65
- Number of commercial lab negatives: 31
- Number of PHL tests in progress: 7

#### **As of March 14, 2020**

- Number of people tested overall: 115
- Number of PHL positives: 9
- Number of commercial lab positives: 7
- Number of PHL negatives: 49
- Number of commercial lab negatives: 30
- Number of PHL tests in progress: 20

#### As of March 13:

- Number of people tested overall: 69
- Number of PHL positives: 8\*
- Number of commercial lab positives: 2
- Number of PHL negatives: 49
- Number of PHL tests in progress: 10
- \*This number includes: presumptive positives (6); and CDC confirmed positives (2)

#### As of March 11:

- Number of positive results: 10

#### As of March 9:

- Number of positive results: 4

#### As of March 7:

- Number of positive results: 2



GOVERNMENT OF THE DISTRICT OF COLUMBIA  
DC MURIEL BOWSER, MAYOR

#### Additional Websites

CDC  
US State Department  
DC Health  
HSEMA  
Mayor  
OTR

#### Resources

Guides  
Videos

[Accessibility](#) [Privacy & Terms](#)