

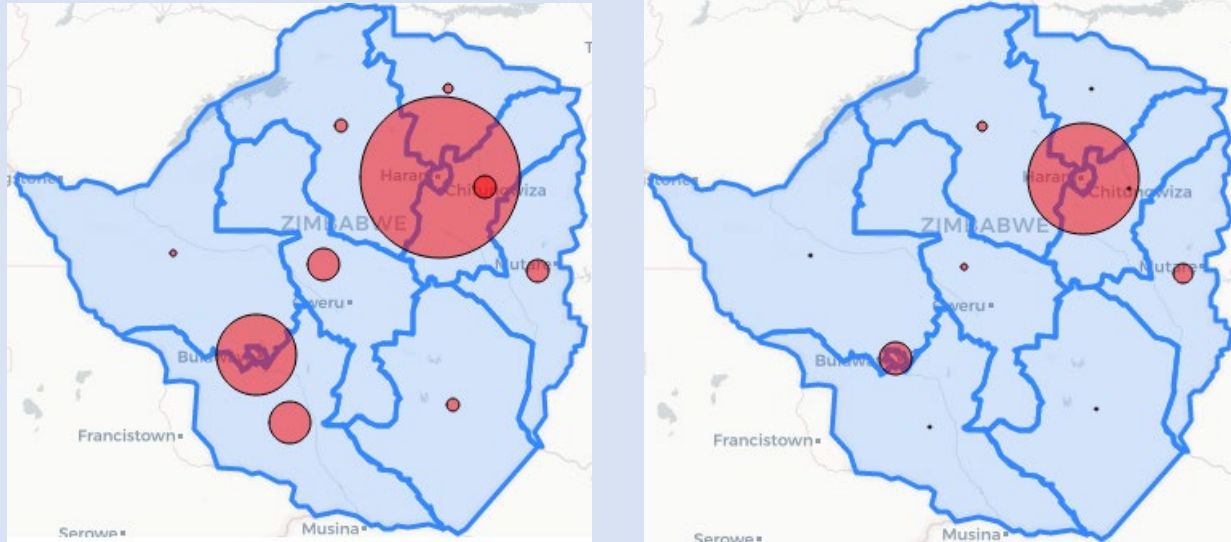


Zimbabwe Covid-19 SitRep 01/12/2020

HIGHLIGHTS TODAY

- **95** New Cases and **No** Death reported in the last 24 hours. (*7 day rolling average* for new cases remains at 104*).
- **1029** PCR tests done today (*Positivity today was 9.2%*)
- All **95** are local cases
- **154** new recoveries reported: National Recovery rate stands at **85.3%** and Active cases go up to **1209** today
- As of 01 December, Zimbabwe has now recorded **10 129** Cases **8643** recoveries and **277** Deaths.

CASES AND DEATHS DISTRIBUTION

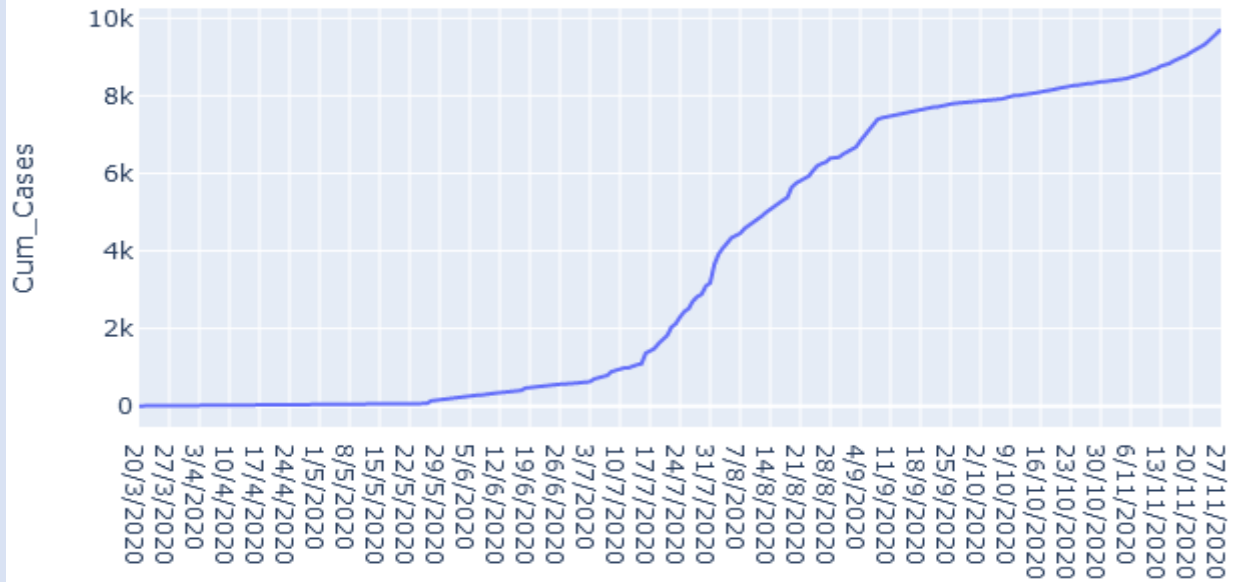


Province	PCR Tests	Cum Cases (New)	Recovered Cases (New)	Active Cases	Deaths (New)
Bulawayo	759	2361(55)	1765(0)	516	80(0)
Harare	5	3398(5)	3143(0)	134	121(0)
Manicaland	7	564(0)	532(0)	7	25(0)
Mash Cent	53	243(3)	228(11)	10	5(0)
Mash East	29	516(23)	425(0)	86	5(0)
Mash West	59	490(1)	339(0)	139	12(0)
Midlands	29	849(6)	740(0)	99	10(0)
Masvingo	0	319(2)	295(0)	17	7(0)
Mat North	88	359(0)	306(143)	53	3(0)
Mat South	0	1030(0)	870(0)	148	9(0)
Total	1029	10129(95)	8643(154)	1209	277(0)

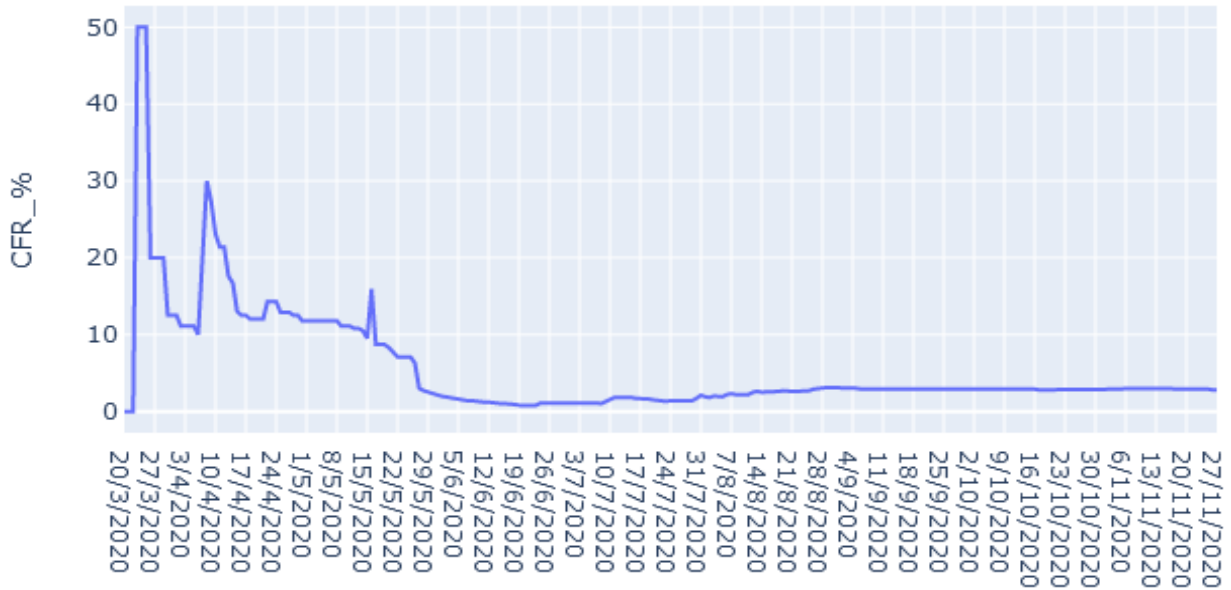
*Provinces with new cases but zero PCR tests conducted respectively received results from NMRL,NTBRL and Lancet



Zimbabwe Covid-19 Cumulative Cases



Zimbabwe Covid-19 Case Fatality Rate



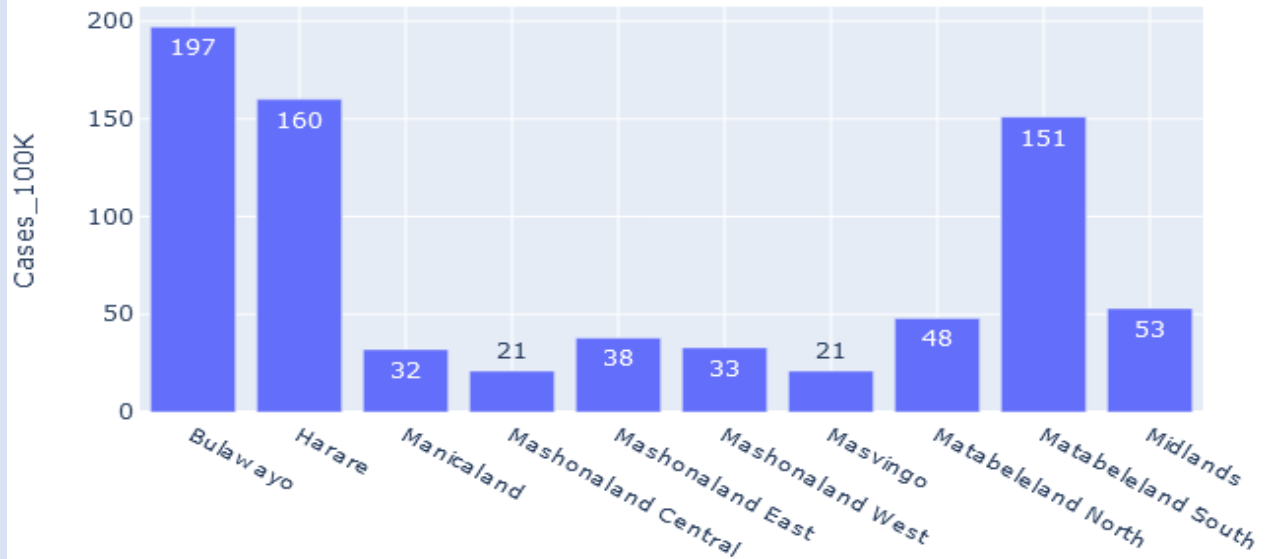
COMMENTS

- Cumulative cases curve spiking
- National Case fatality Rate now stands at **2.8 %** as at 01/12/20

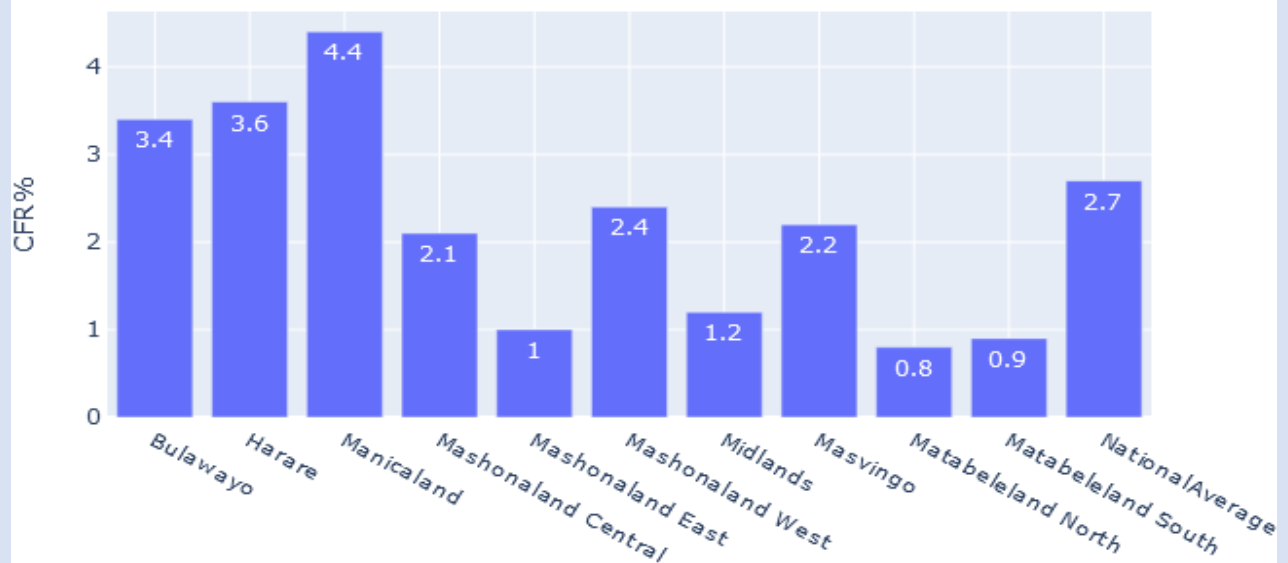


PROVINCIAL ANALYTICS

Zimbabwe Covid Cases Per 100K Popn



Covid Cases Fatality Rate By Province



COMMENTS

- Harare and Bulawayo have the highest number of cases per capita followed by Matabeleland South
- Manicaland, Bulawayo and Harare have case fatality ratios above the national average.



CHARACTERISTICS OF CASES

Age and Sex Distribution for Cases



COMMENTS

- More males affected when compared to females
- Most Covid-19 cases are in the 20 – 40 years age groups(57%)
- There are more females affected as age rises



DEATHS ANALYSIS

Age and Sex Distribution of Deaths



COMMENTS

- Most Deaths are between 40 and 80 years of Age(68%)
- There are more deaths from males as age rises

TESTING DATA

Test Type	Cumulative
PCR	170 212
RDT	110 597

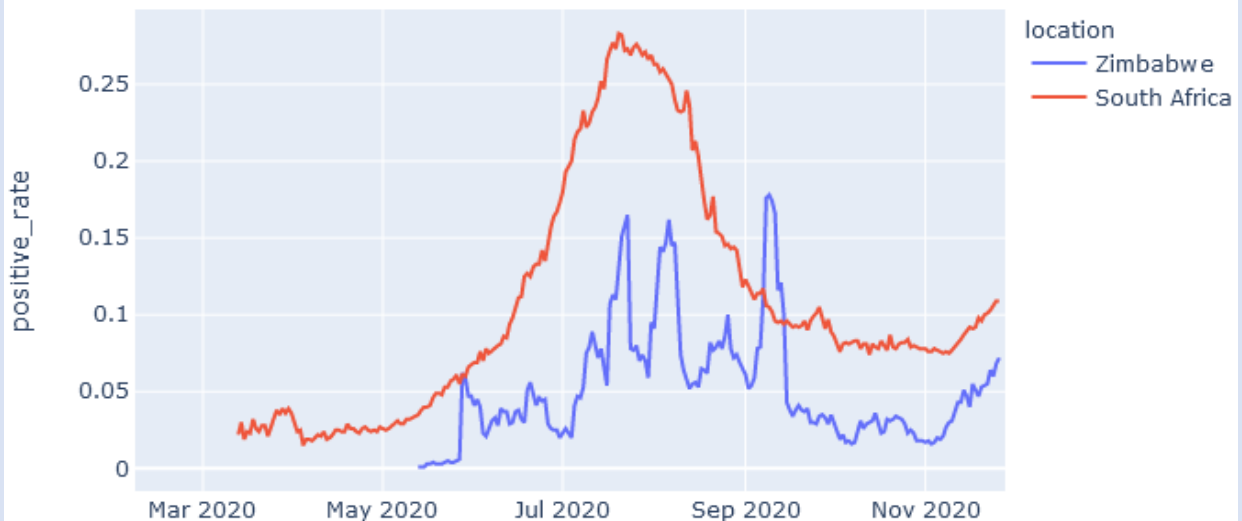


Testing Trends

Covid-19 Testing Trends



Covid 19 Daily Positivity Comparison SA and Zimbabwe



COMMENTS

- The Daily Positivity Comparison Data is as at 26/11/2020

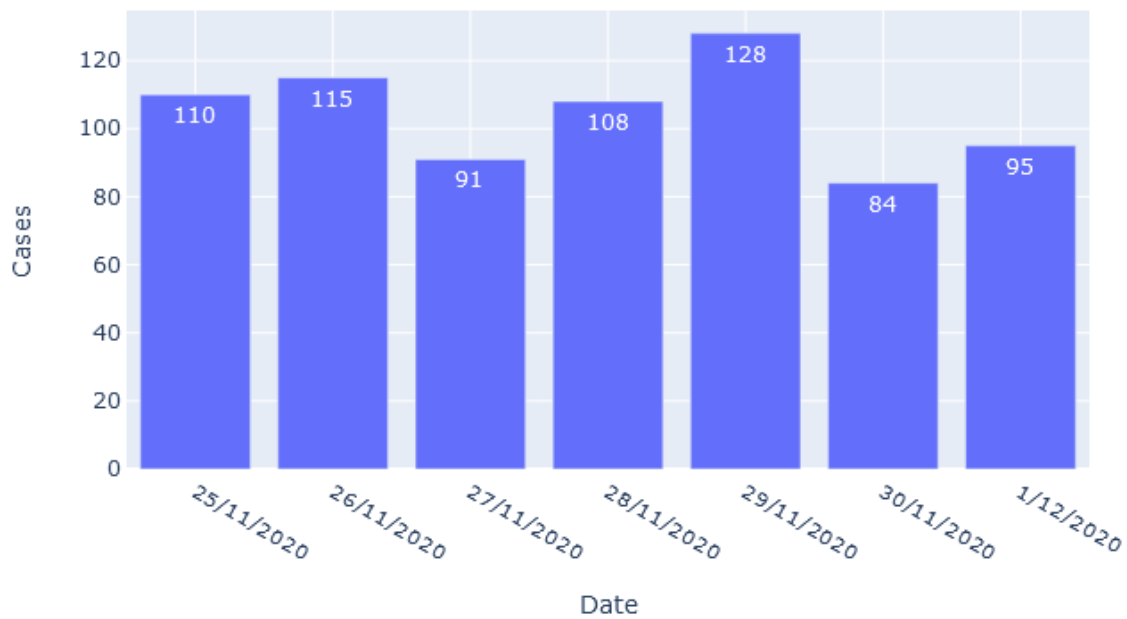
***Testing rates data is not available for other SADC countries**



Regional Analyses

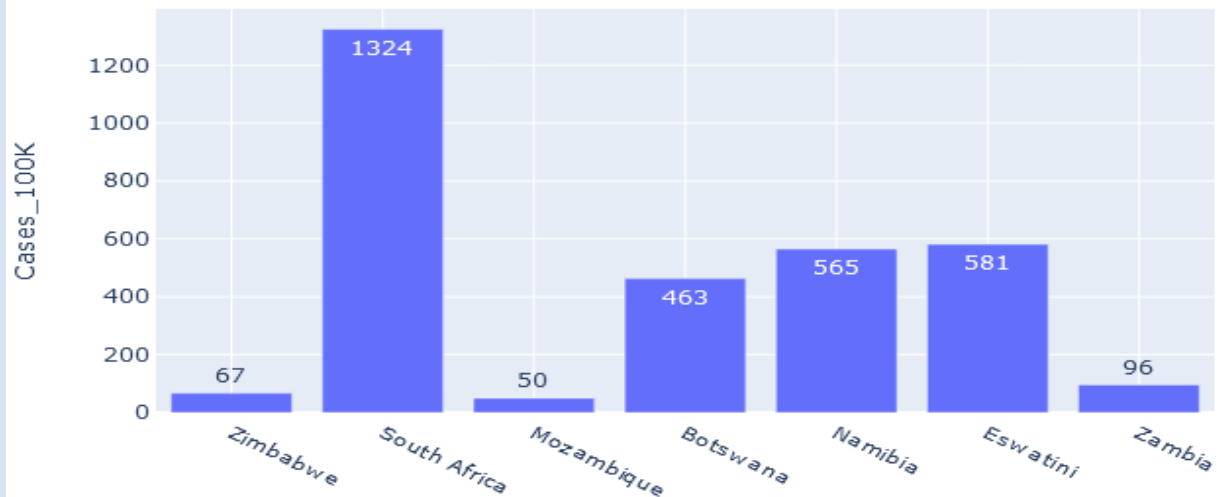
Country	Cumulative Cases	Cumulative Deaths
Zimbabwe	10129	277
South Africa	790004	21535
Mozambique	15701	131
Botswana	10742	34
Namibia	14380	151
Eswatini	6419	122
Zambia	17665	357

Zimbabwe Covid-19 Cases In Last Seven Days

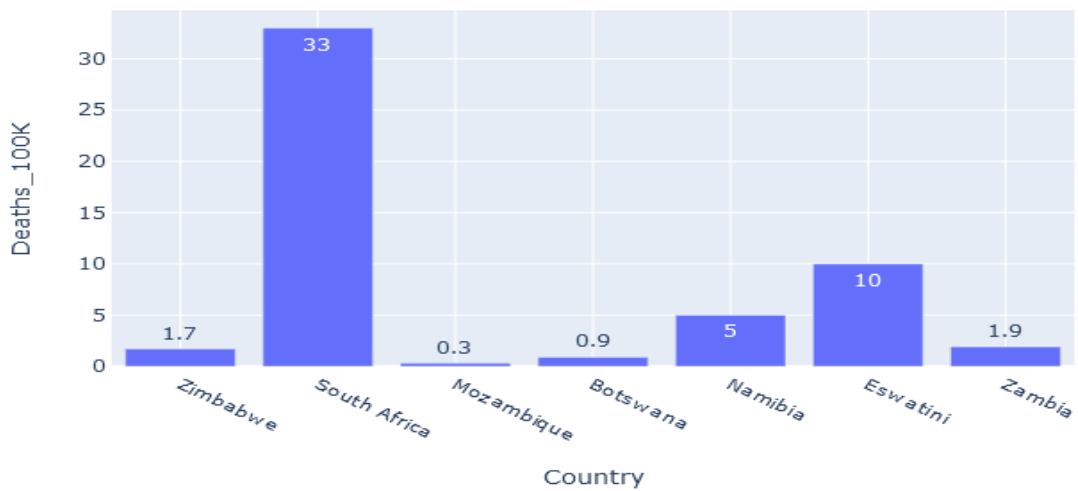




SADC Covid Cases Per 100K Population



SADC Covid Deaths Per 100K Population



COMMENTS

- SA has now surpassed **780 000** cases and has the highest cases and deaths per capita in the SADC region

