

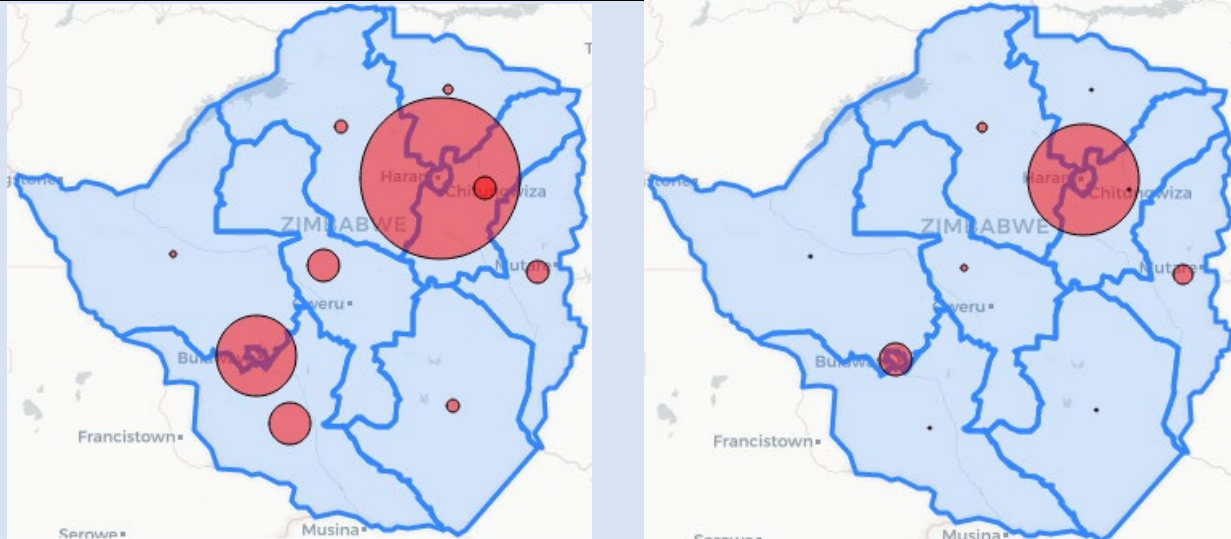


## Zimbabwe Covid-19 SitRep 02/09/2020

### HIGHLIGHTS TODAY

- **79** New Cases and **3** Deaths reported in the last 24 hours. (7 day rolling average\* for new cases goes up to 55 from 51 yesterday. The deaths were reported from Bulawayo, Mat South and Manicaland- all 1 each.)
- **\*Mash West** has reported **101** cases in the last seven days
- **939** PCR tests done today (positivity for today was **8.4%**)
- **59** are local cases and **20** are returnees from SA.
- **9** total new recoveries reported: National Recovery rate stands at **79%** and Active cases go up to **1182** today
- As of 2 September 2020, Zimbabwe has now recorded **6638** Cases **5250** recoveries and **206** Deaths.

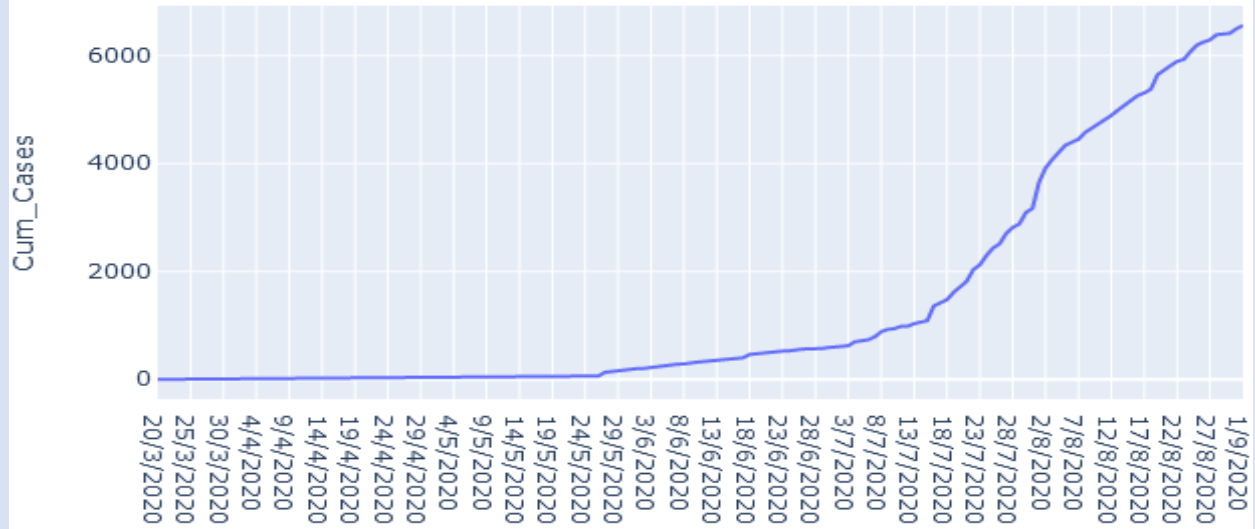
### CASES AND DEATHS DISTRIBUTION



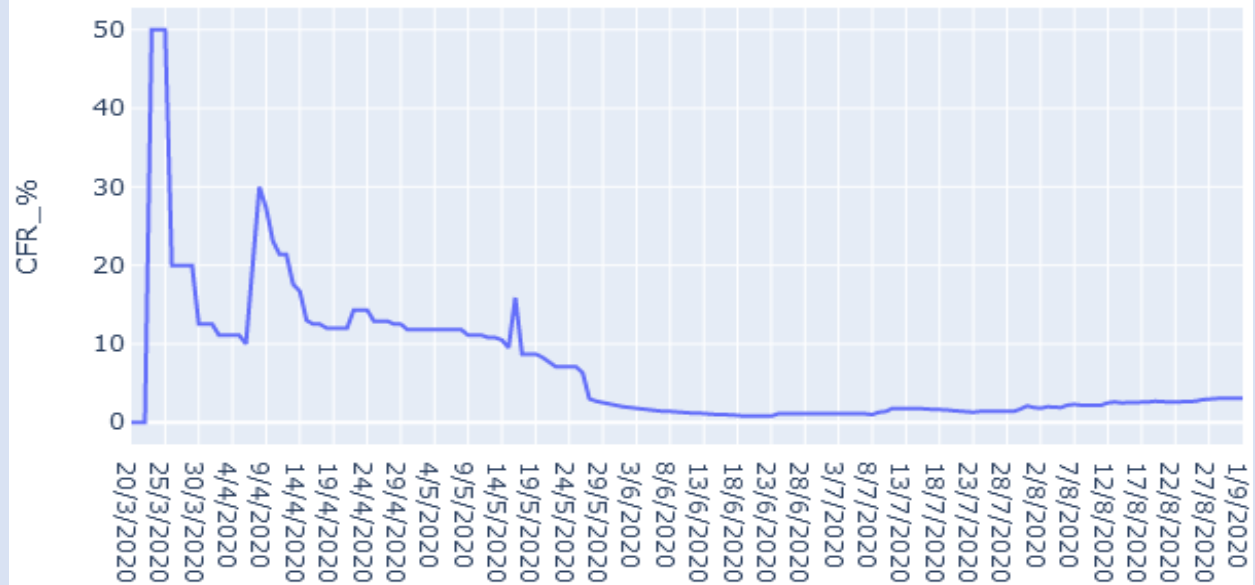
Province	PCR Tests	Cum Cases (New)	Recovered Cases (New)	Active Cases	Deaths(New)
Bulawayo	117	1286(5)	1148(8)	101	37(1)
Harare	644	2555(11)	1962(0)	483	110(0)
Manicaland	0	399(20)	328(0)	51	20(1)
Mash Cent	0	156(1)	133(0)	19	4(0)
Mash East	0	352(4)	305(1)	44	3(0)
Mash West	0	312(30)	84(0)	216	12(0)
Midlands	29	548(3)	490(0)	50	8(0)
Masvingo	0	217(0)	208(0)	7	2(0)
Mat North	0	114(0)	91(0)	20	3(0)
Mat South	149	699(5)	501(0)	191	7(1)
<b>Total</b>	<b>939</b>	<b>6638(79)</b>	<b>5250(9)</b>	<b>1182</b>	<b>206(3)</b>



### Zimbabwe Covid-19 Cumulative Cases



### Zimbabwe Covid-19 Case Fatality Rate



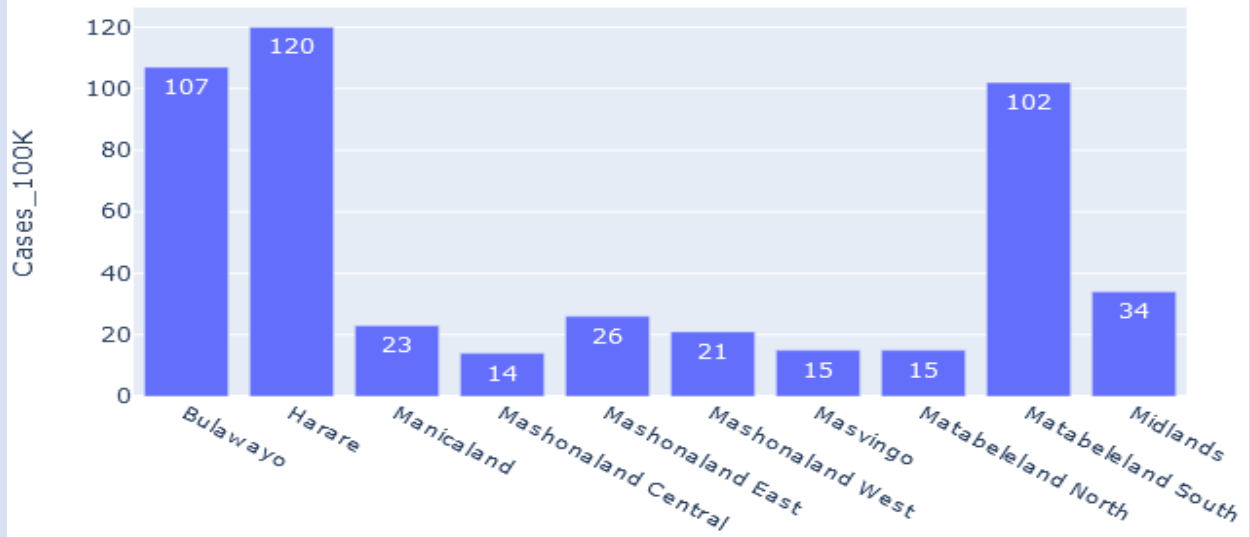
#### COMMENTS

- Cumulative cases curve remains on an upward trend
- National Case fatality Rate now stands at **3.1 %** as at 02/9/20

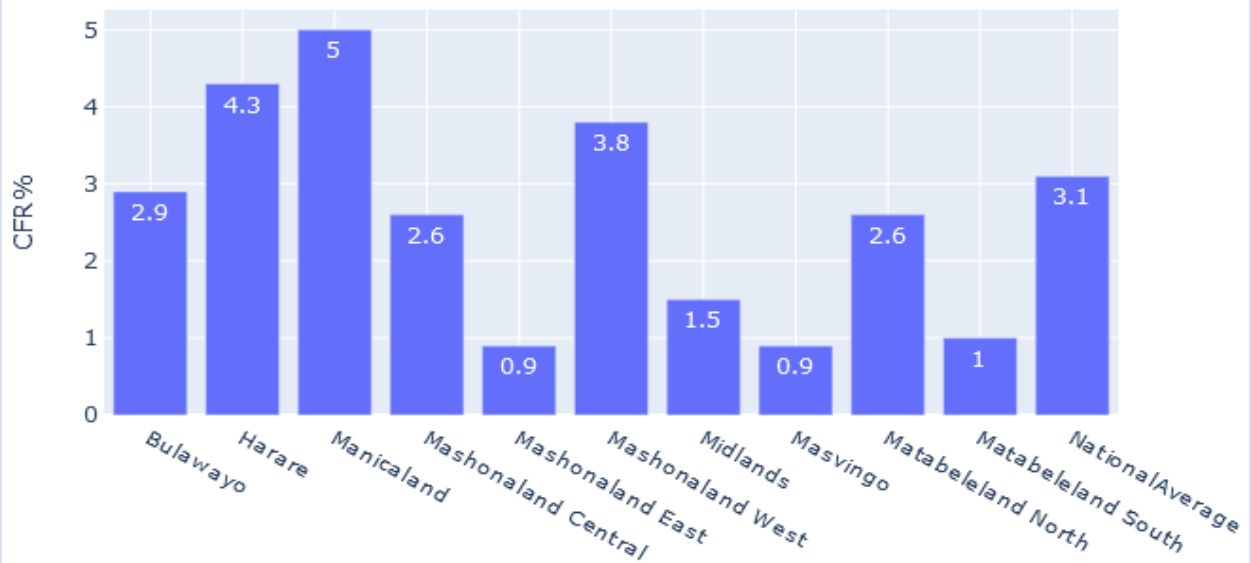


## PROVINCIAL ANALYTICS

### Zimbabwe Covid Cases Per 100K Popn



### Covid Cases Fatality Rate By Province



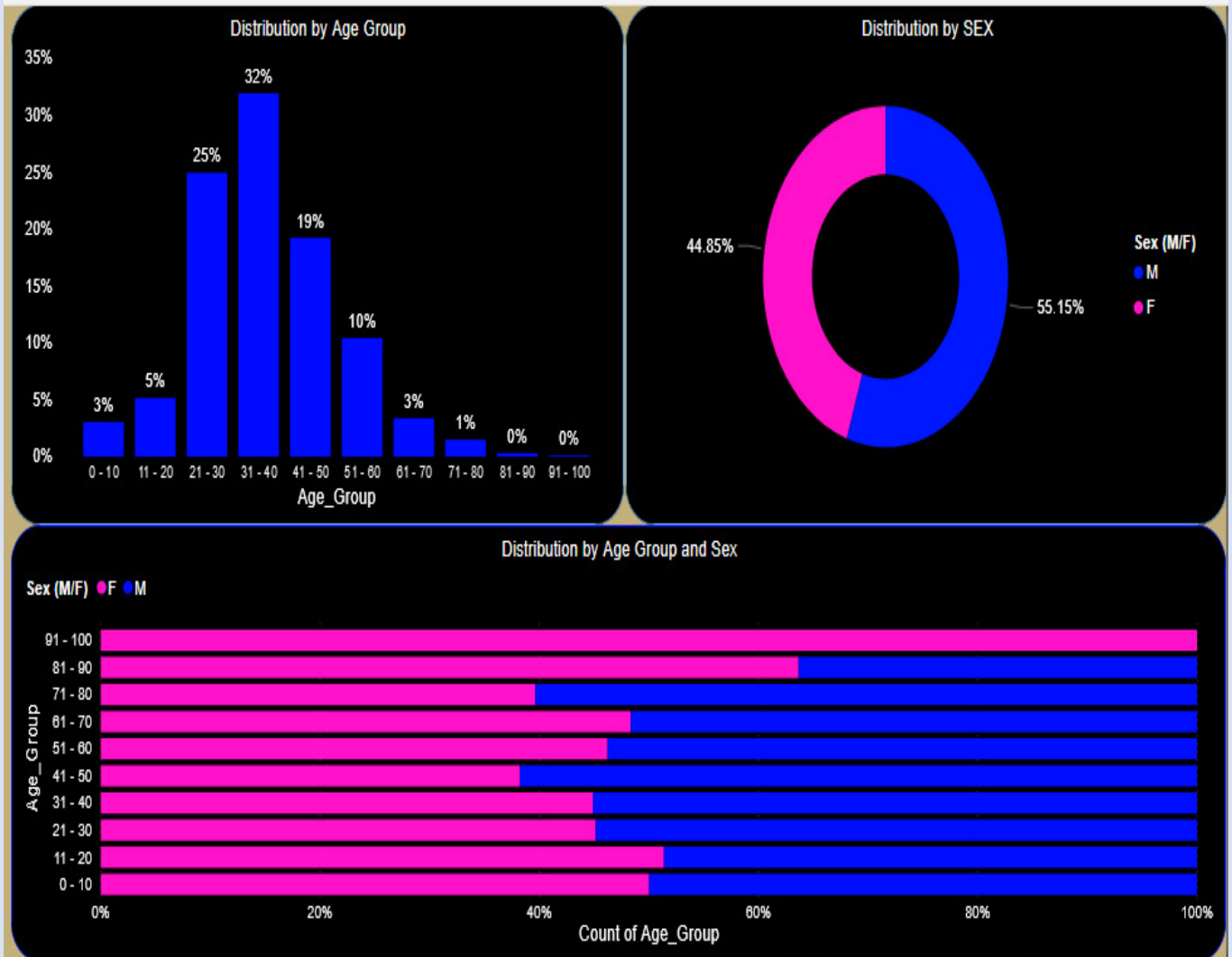
## COMMENTS

- Harare has the highest number of cases per capita followed by Bulawayo and Matabeleland South
- Manicaland, Mash West and Harare have case fatality ratios above the national average.



## CHARACTERISTICS OF CASES

### Age and Sex Distribution for Cases



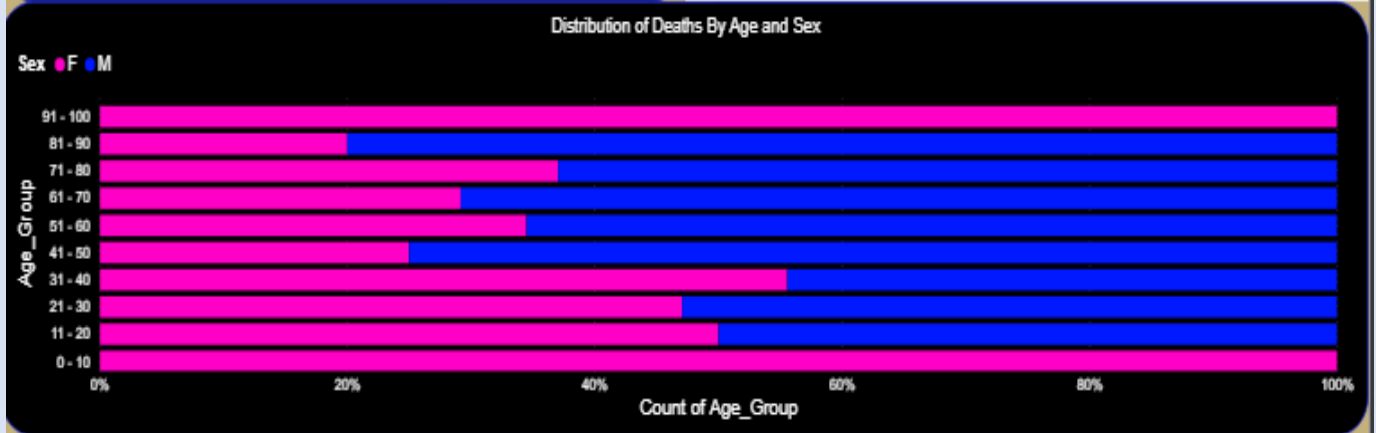
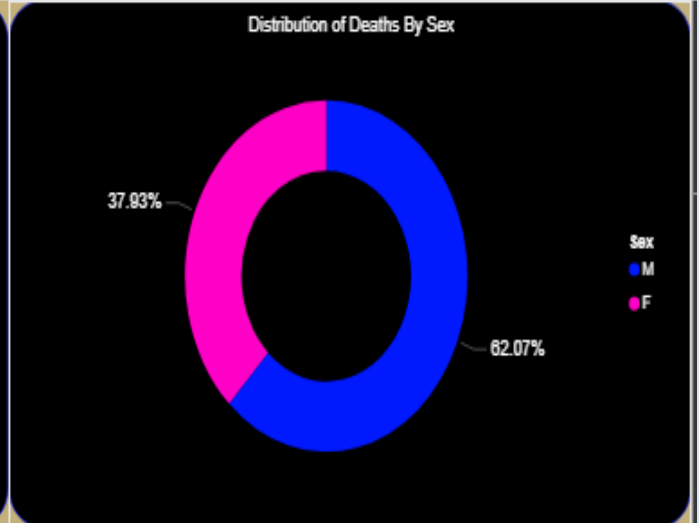
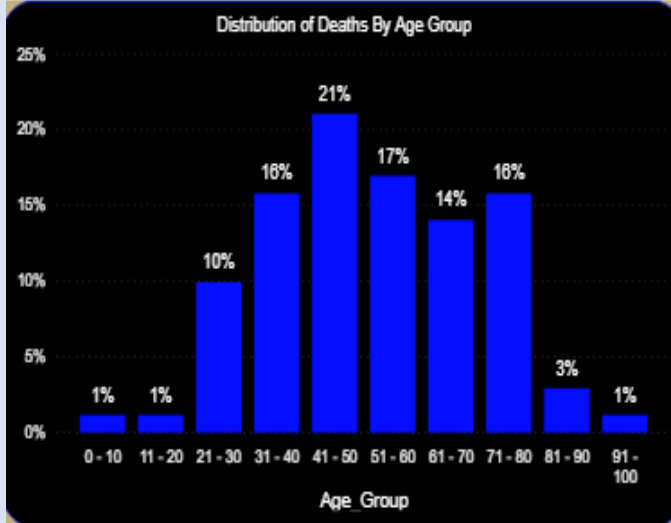
## COMMENTS

- More males affected when compared to females
- Most Covid-19 cases are in the 20 – 40 years age groups(57%)
- There are more females affected as age rises



## DEATHS ANALYSIS

### Age and Sex Distribution of Deaths



## COMMENTS

- Most Deaths are between 40 and 80 years of Age(68%)
- There are more deaths from males as age rises

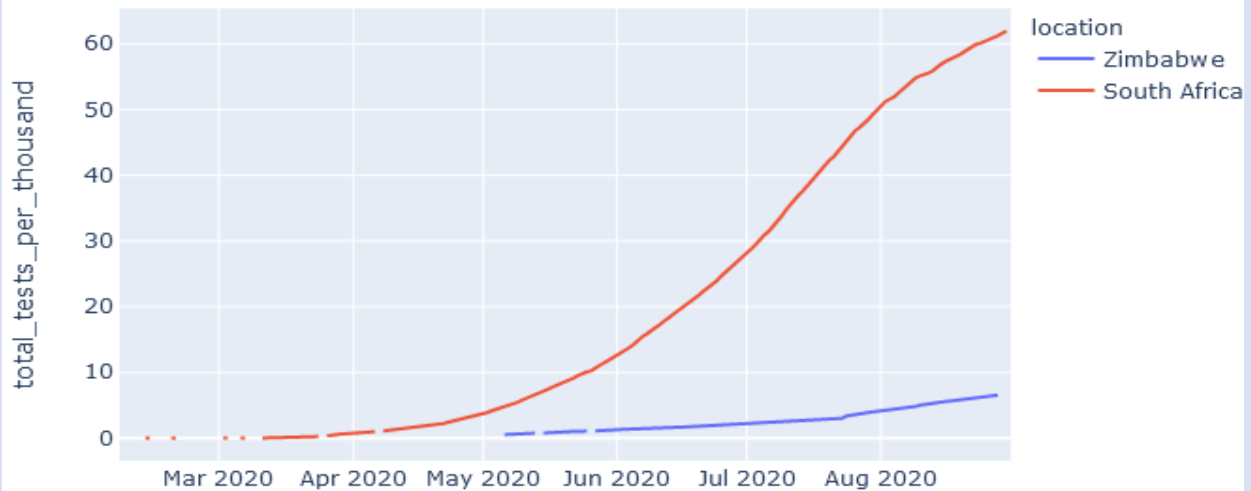
## TESTING DATA

Test Type	Cumulative
PCR	101 506
RDT	104 144

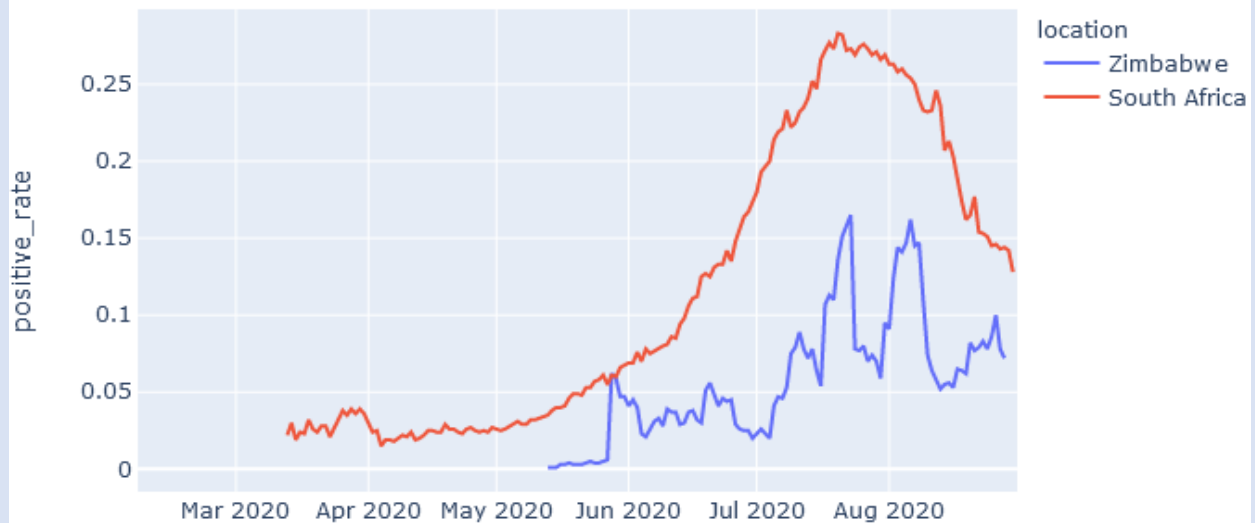


## Testing Trends

### Covid-19 Testing Trends



### Covid-19 Positivity Zimbabwe and SA



## COMMENTS

- The trends show that when compared to South Africa Zimbabwe has been testing much less per capita but testing rates in Zimbabwe are increasing
- **Overall Positivity has decreased to 7.2%**

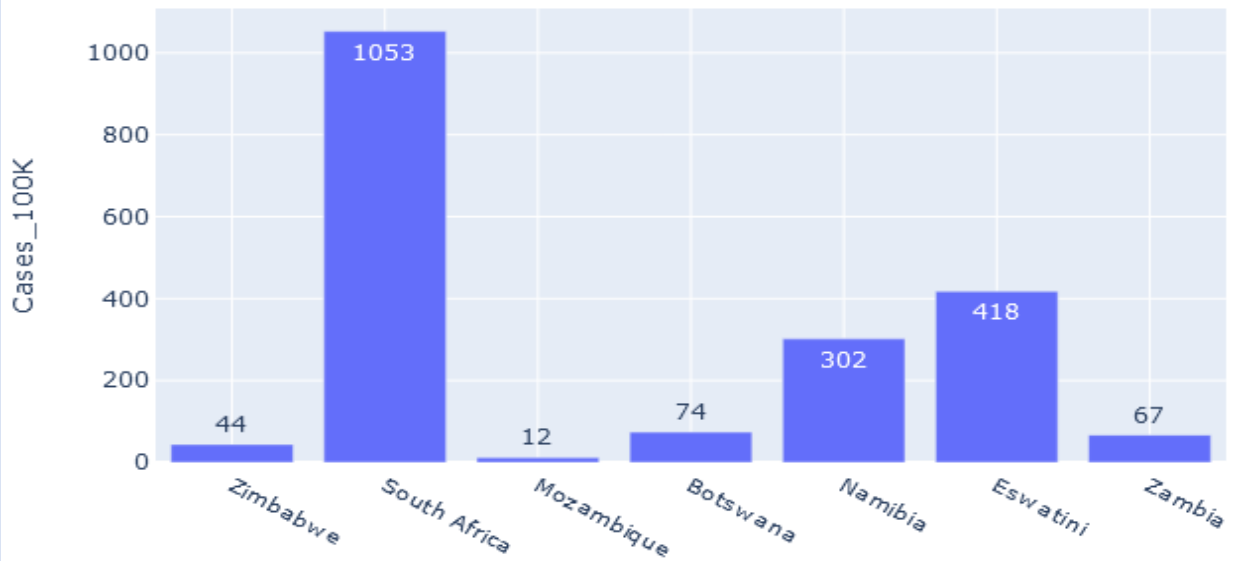
**\*Testing data is not available for other SADC countries**



## Regional Analyses

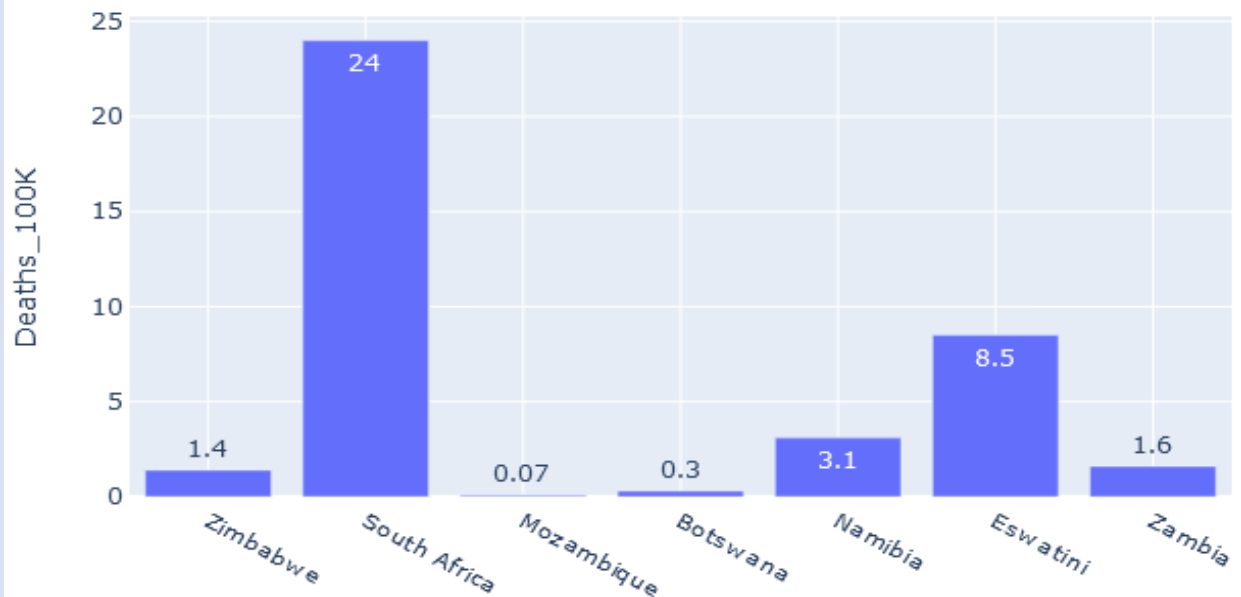
Country	Cumulative Cases	Cumulative Deaths
Zimbabwe	6638	206
South Africa	628259	14263
Mozambique	4039	23
Botswana	1724	6
Namibia	7692	81
Eswatini	4618	94
Zambia	12381	290

SADC Covid Cases Per 100K Population





## SADC Covid Deaths Per 100K Population



### COMMENTS

- SA has now surpassed **625000** cases and has the highest cases and deaths per capita in the SADC region

***#MaskUp #Social Distancing #Stay at Home # Lets Beat Corona***

- *\*The Seven-Day Rolling average or moving average is used to take care of fluctuations in sample processing due by weekends or backlogs due to other operational issues. It is a mean of the last seven days' cases and it is calculated daily. It is used to highlight a finer trend of the variable being reported in this case New Covid-19 Cases in Zimbabwe.*
- *Mashonaland West has reported an increased number of cases in the last seven days*

