

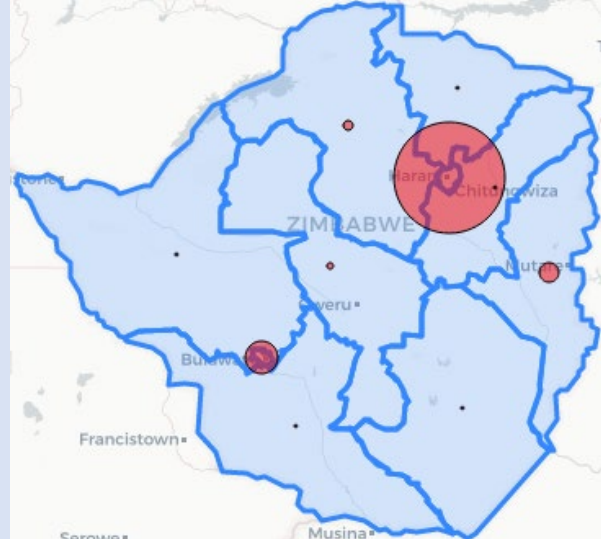
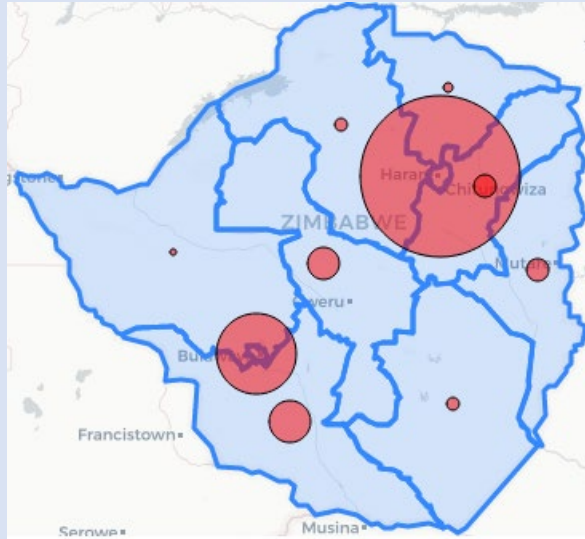


## Zimbabwe Covid-19 SitRep 05/12/2020

### HIGHLIGHTS TODAY

- **70** New Cases and **10** Deaths reported in the last 24 hours. (7 day rolling average\* for new cases falls to **113** from **119** yesterday).
- **1577** PCR tests done today (Positivity today was **4.4%**)
- **50** are local cases and **20** are returnees from SA(**9** Deaths reported by Harare Province retrospectively and **1** new death reported by Bulawayo)
- **46** new recoveries reported: National Recovery rate stands at **81.4%** and Active cases go up to **1482** today
- As of 05 December, Zimbabwe has now recorded **10617** Cases **8844** recoveries and **291** Deaths.

### CASES AND DEATHS DISTRIBUTION



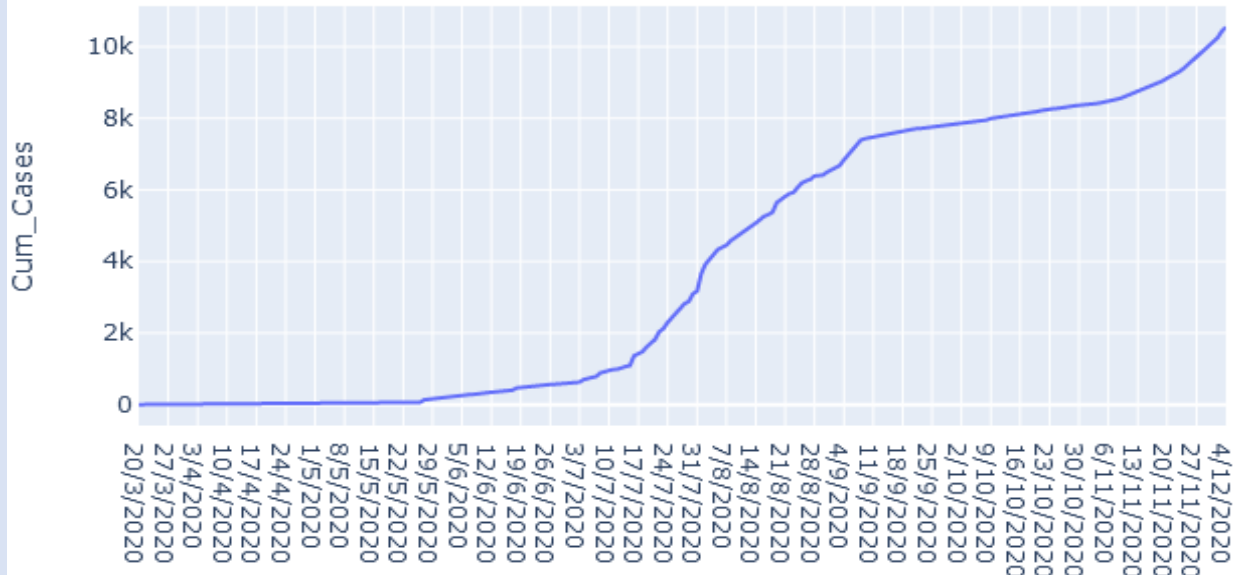
Province	PCR Tests	Cum Cases (New)	Recovered Cases (New)	Active Cases	Deaths (New)
Bulawayo	682	2544(28)	1896(28)	565	82(1)
Harare	645	3483(0)	3143(0)	210	130(9)
Manicaland	3	597(0)	533(1)	37	27(0)
Mash Cent	22	251(2)	228(0)	18	5(0)
Mash East	0	553(2)	425(0)	123	5(0)
Mash West	92	507(0)	339(0)	156	12(0)
Midlands	4	887(5)	753(6)	124	10(0)
Masvingo	2	325(0)	306(11)	12	7(0)
Mat North	25	369(1)	333(0)	36	3(0)
Mat South	102	1101(32)	888(0)	201	9(0)
<b>Total</b>	<b>1577</b>	<b>10617(70)</b>	<b>8844(46)</b>	<b>1482</b>	<b>291(10)</b>

\*Provinces with new cases but zero PCR tests conducted respectively received results from NMRL, NTBRL and Lancet

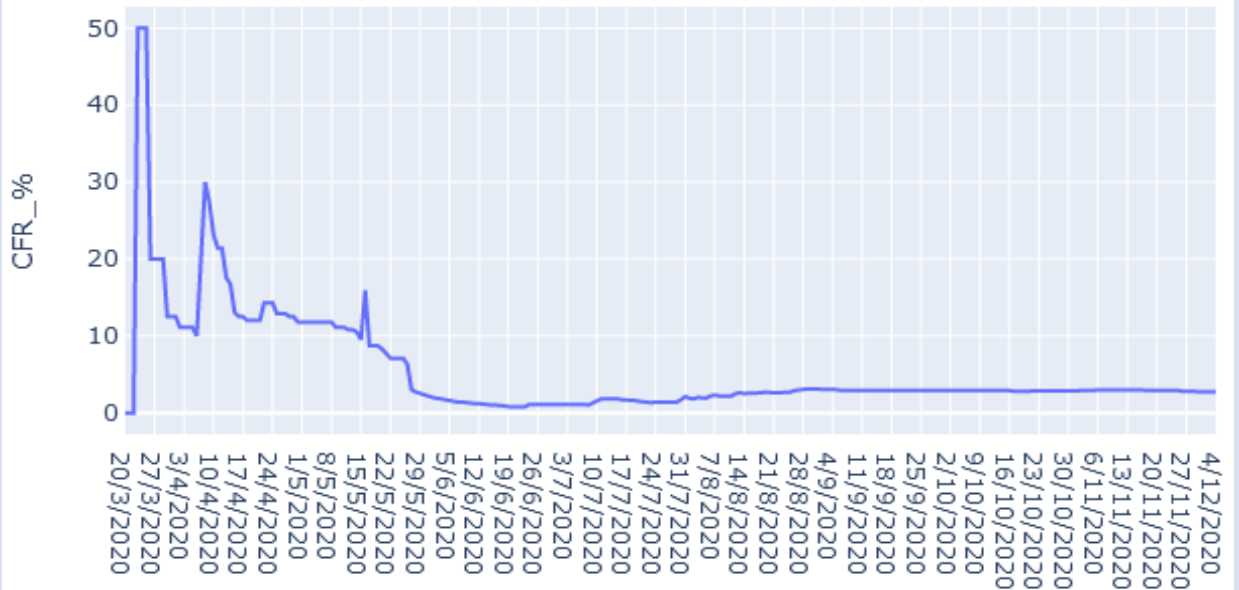
\* Today Harare Province reported 9 Deaths retrospectively



## Zimbabwe Covid-19 Cumulative Cases



## Zimbabwe Covid-19 Case Fatality Rate



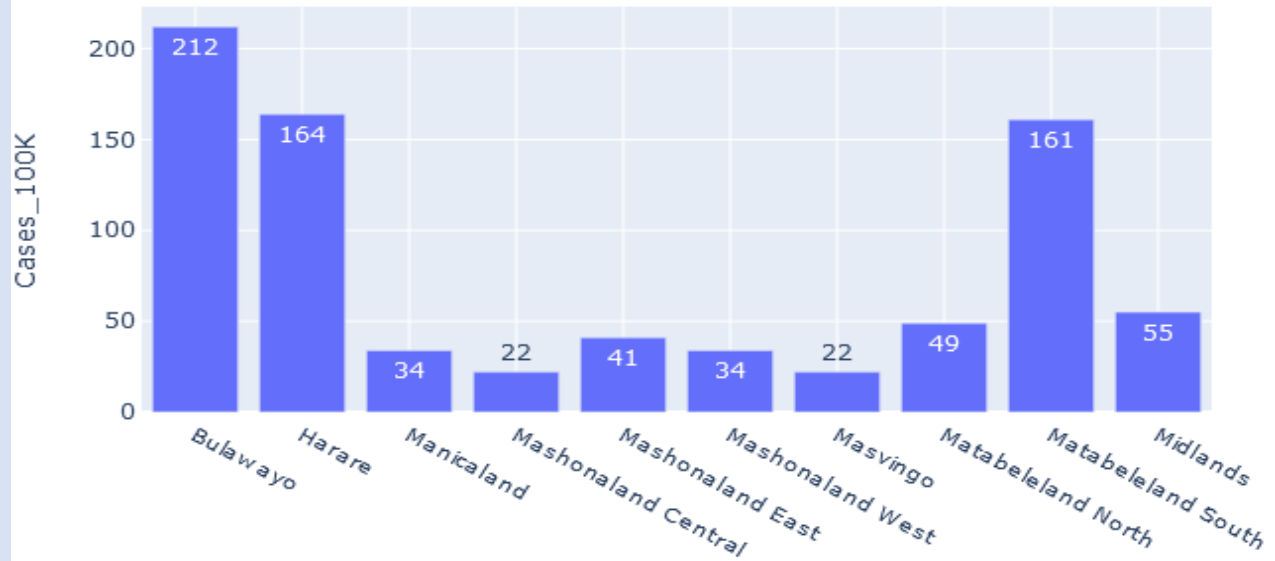
### COMMENTS

- Cumulative cases curve spiking
- National Case fatality Rate now stands at **2.7 %** as at 05/12/20

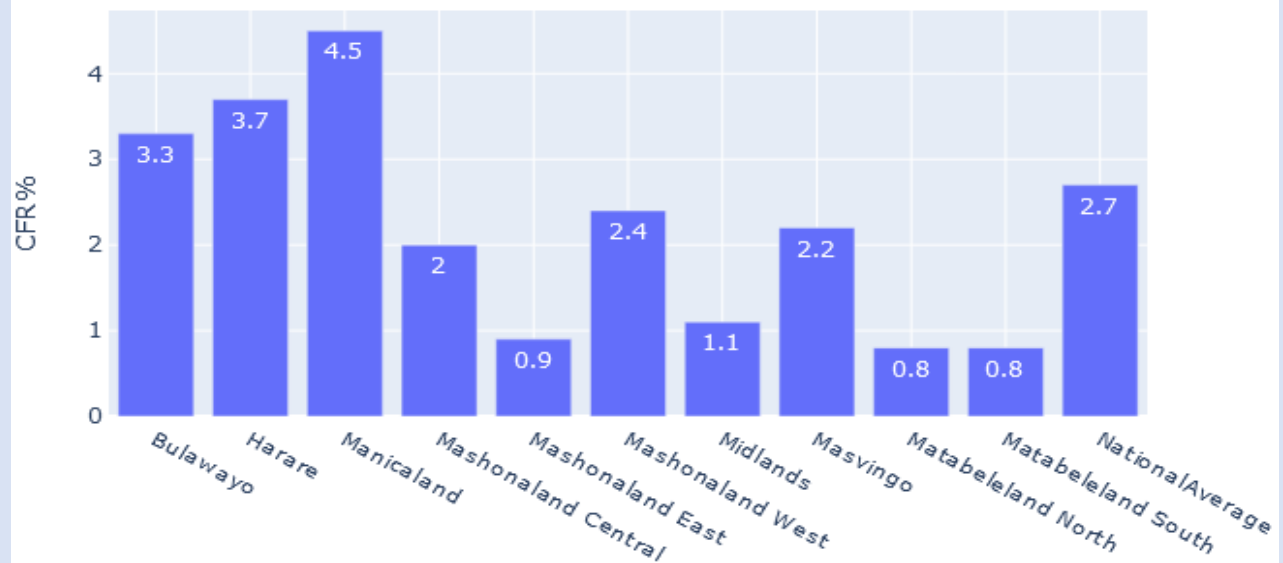


## PROVINCIAL ANALYTICS

### Zimbabwe Covid Cases Per 100K Popn



### Covid Cases Fatality Rate By Province



## COMMENTS

- Harare and Bulawayo have the highest number of cases per capita followed by Matabeleland South
- Manicaland, Bulawayo and Harare have case fatality ratios above the national average.



## CHARACTERISTICS OF CASES

### Age and Sex Distribution for Cases



## COMMENTS

- More males affected when compared to females
- Most Covid-19 cases are in the 20 – 40 years age groups(57%)
- There are more females affected as age rises



## DEATHS ANALYSIS

### Age and Sex Distribution of Deaths



## COMMENTS

- Most Deaths are between 40 and 80 years of Age(68%)
- There are more deaths from males as age rises

## TESTING DATA

Test Type	Cumulative
PCR	176 667
RDT	110 695

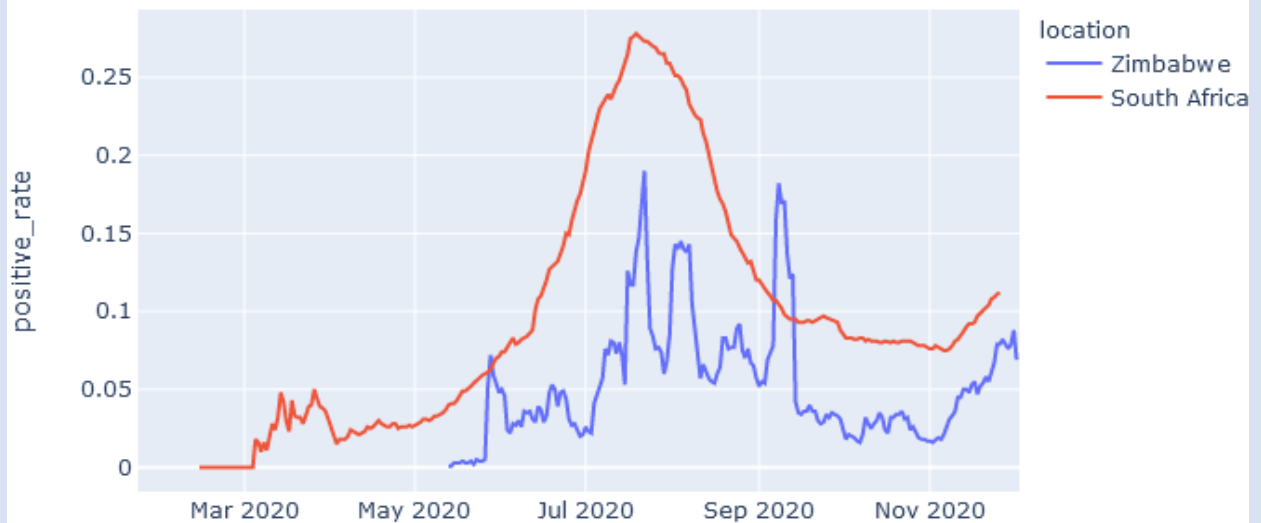


## Testing Trends

### Covid-19 Testing Trends



### Covid 19 Daily Positivity Comparison SA and Zimbabwe



## COMMENTS

- The Daily Positivity Comparison Data is as at 02/12/2020

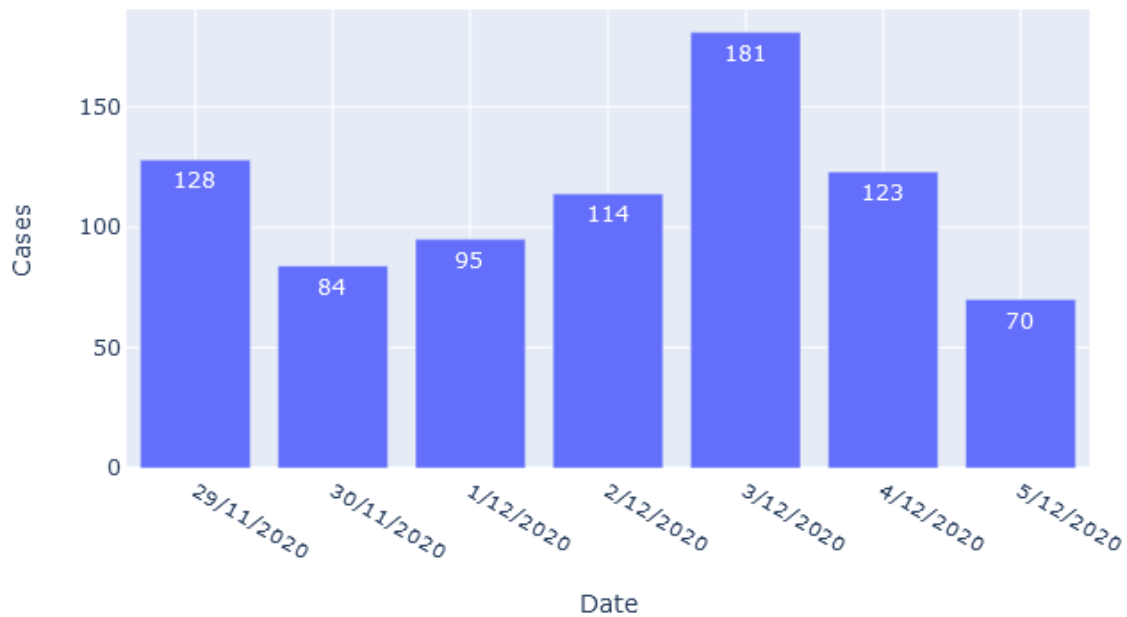
**\*Testing rates data is not available for other SADC countries**



## Regional Analyses

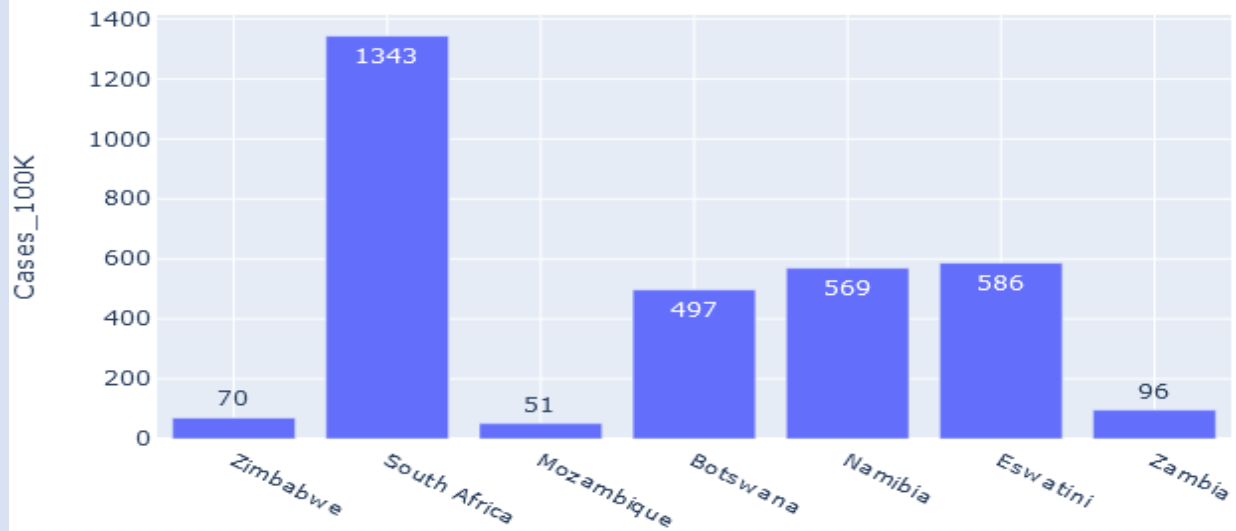
Country	Cumulative Cases	Cumulative Deaths
Zimbabwe	10617	291
South Africa	805804	21963
Mozambique	16133	133
Botswana	11531	34
Namibia	14950	152
Eswatini	6480	122
Zambia	17857	364

Zimbabwe Covid-19 Cases In Last Seven Days

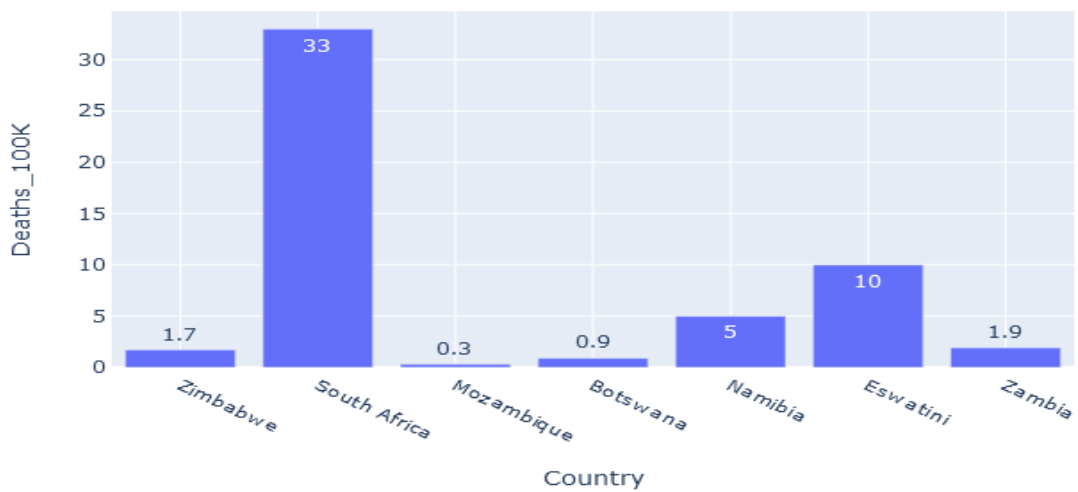




### SADC Covid Cases Per 100K Population



### SADC Covid Deaths Per 100K Population



### COMMENTS

- SA has now surpassed **800 000** cases and has the highest cases and deaths per capita in the SADC region

