

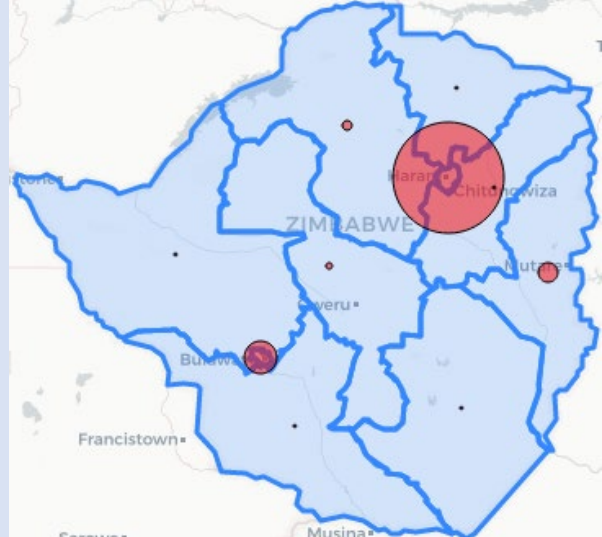
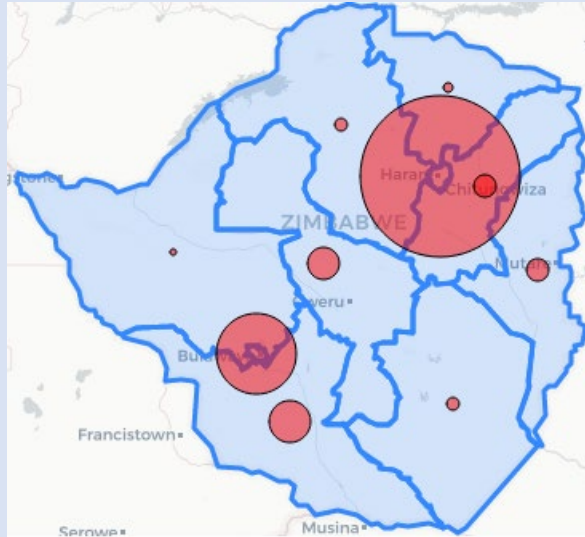


Zimbabwe Covid-19 SitRep 05/09/2020

HIGHLIGHTS TODAY

- **140** New Cases and **1** Death reported in the last 24 hours. (7 day rolling average* for new cases further goes up to **81** today from **64** yesterday). The Death was reported from Bulawayo
- **629** PCR tests done today (positivity for today was **22.2%**)
- All **140** are local cases. Harare reported **135** cases: these again are from a backlog of samples collected over the last week which are now being processed.
- **15** total new recoveries reported: National Recovery rate stands at **77%** and Active cases go up to **1410** today
- As of 5 September 2020, Zimbabwe has now recorded **6977** Cases **5360** recoveries and **207** Deaths.

CASES AND DEATHS DISTRIBUTION

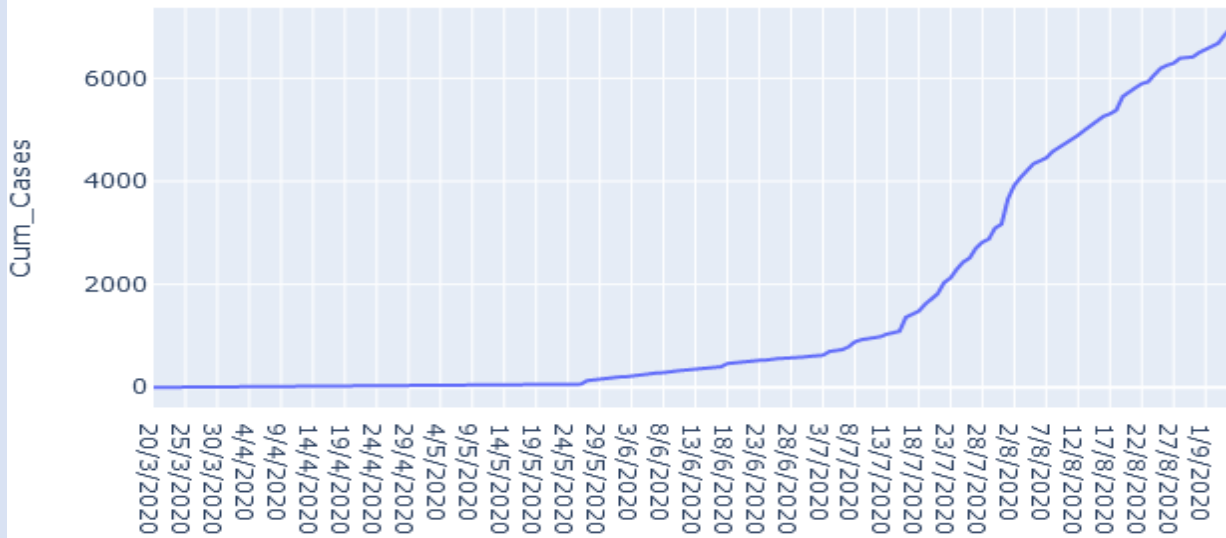


Province	PCR Tests	Cum Cases (New)	Recovered Cases (New)	Active Cases	Deaths(New)
Bulawayo	266	1293(2)	1181(9)	74	38(1)
Harare	357	2834(135)	1989(0)	735	110(0)
Manicaland	0	409(0)	328(0)	61	20(0)
Mash Cent	0	156(0)	133(0)	19	4(0)
Mash East	0	353(1)	305(0)	45	3(0)
Mash West	0	312(0)	108(0)	192	12(0)
Midlands	6	551(2)	502(0)	41	8(0)
Masvingo	0	218(0)	208(0)	8	2(0)
Mat North	0	119(0)	100(6)	16	3(0)
Mat South	0	732(0)	506(0)	219	7(0)
Total	629	6977(140)	5360(15)	1410	207(1)

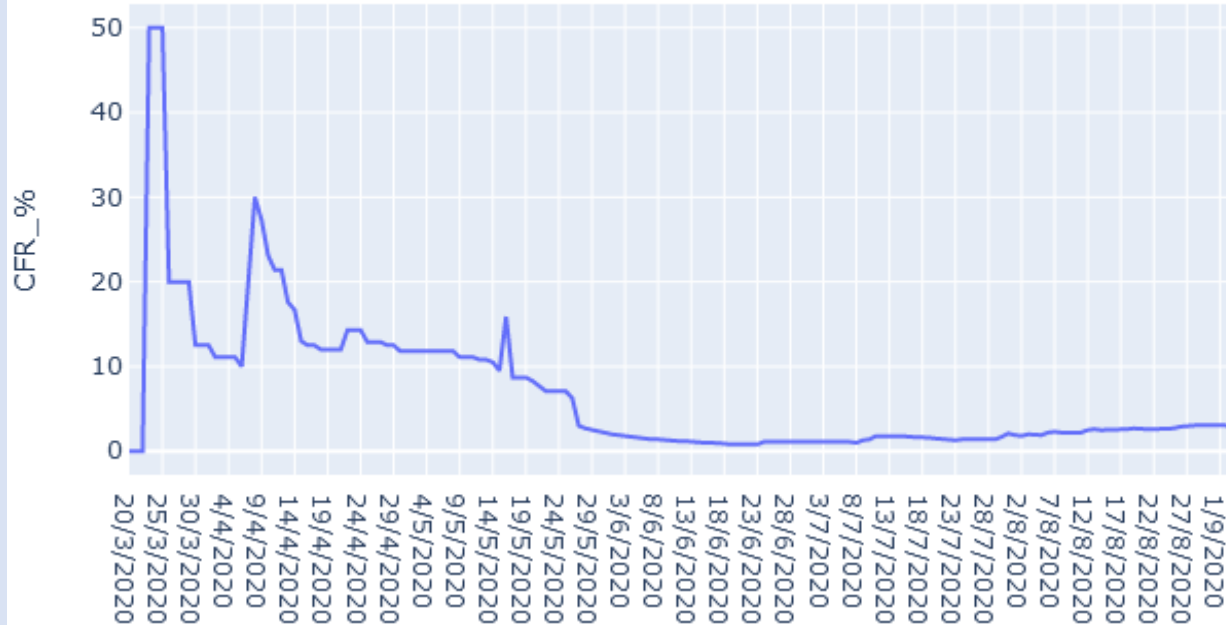
*Provinces with new cases but zero PCR tests conducted received results from NMRL, NTBRL and Lancet



Zimbabwe Covid-19 Cumulative Cases



Zimbabwe Covid-19 Case Fatality Rate



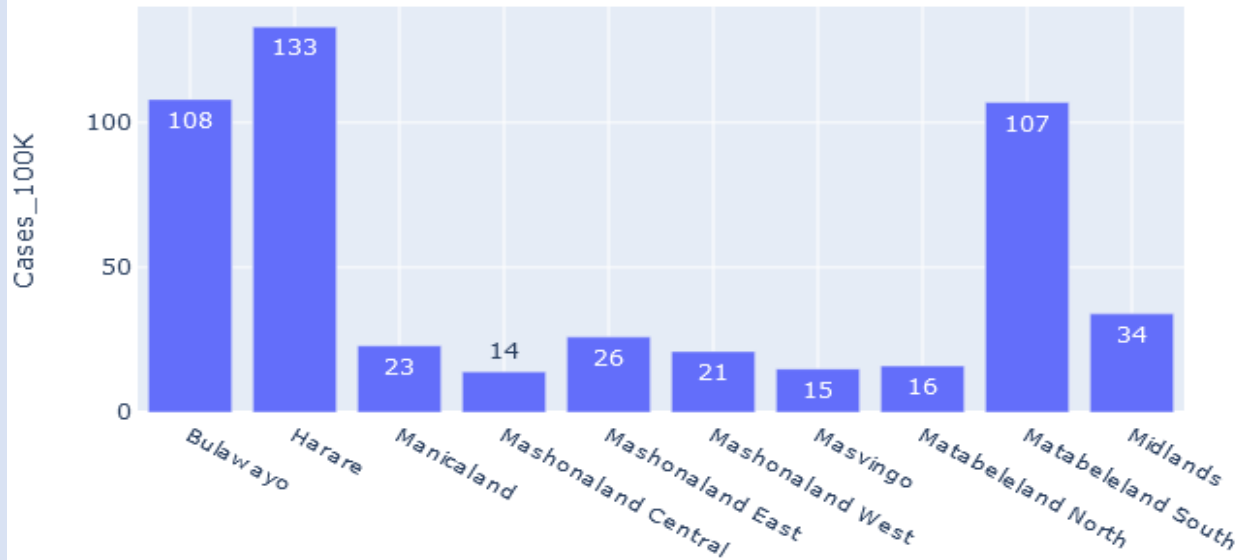
COMMENTS

- Cumulative cases curve remains on an upward trend
- National Case fatality Rate now stands at **3.0 %** as at 05/9/20

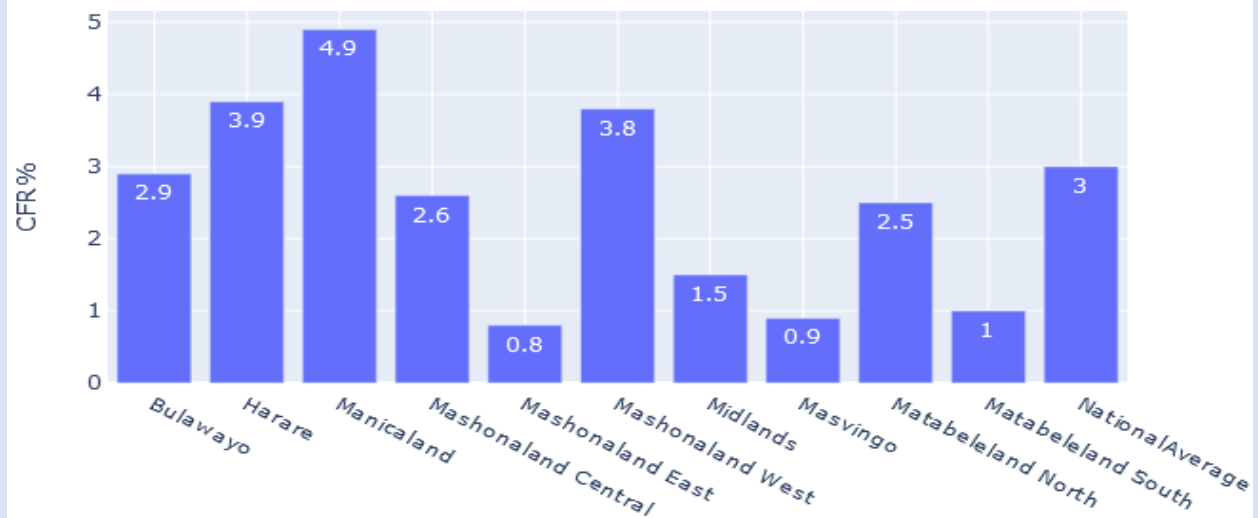


PROVINCIAL ANALYTICS

Zimbabwe Covid Cases Per 100K Popn



Covid Cases Fatality Rate By Province



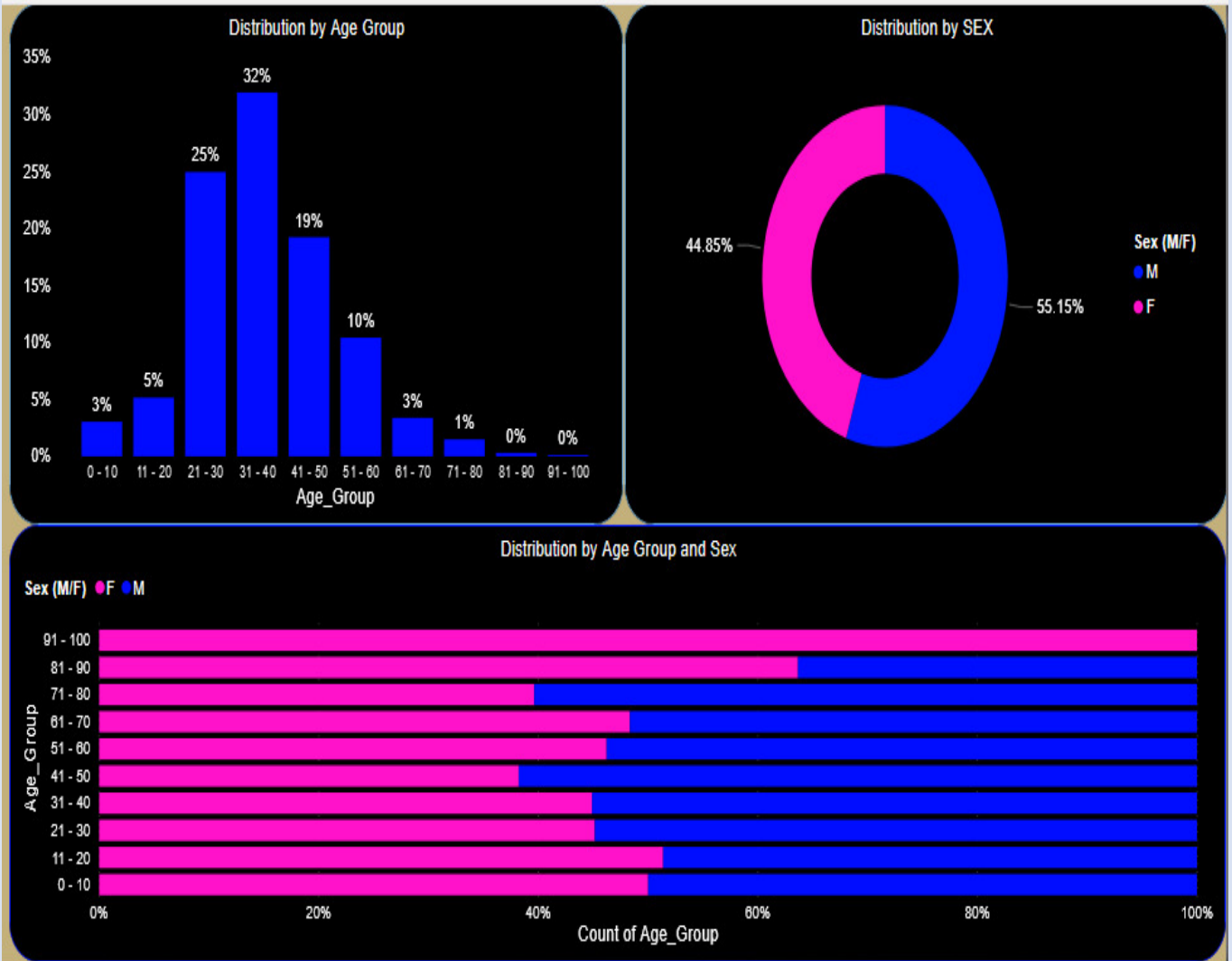
COMMENTS

- Harare has the highest number of cases per capita followed by Bulawayo and Matabeleland South
- Manicaland, Mash West and Harare have case fatality ratios above the national average.



CHARACTERISTICS OF CASES

Age and Sex Distribution for Cases



COMMENTS

- More males affected when compared to females
- Most Covid-19 cases are in the 20 – 40 years age groups(57%)
- There are more females affected as age rises



DEATHS ANALYSIS

Age and Sex Distribution of Deaths



COMMENTS

- Most Deaths are between 40 and 80 years of Age(68%)
- There are more deaths from males as age rises

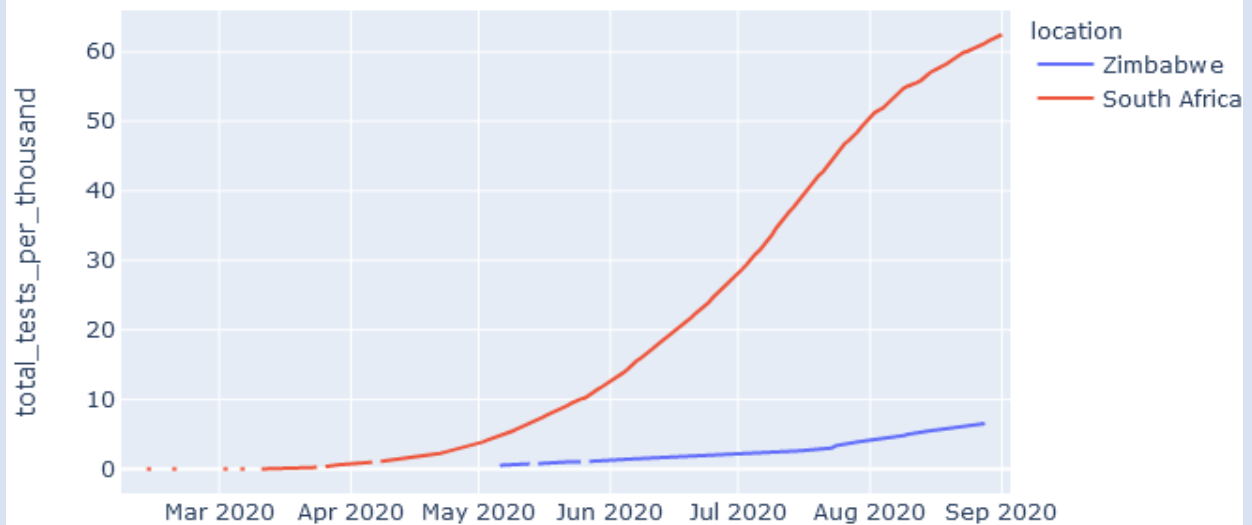
TESTING DATA

Test Type	Cumulative
PCR	104 149
RDT	104 311

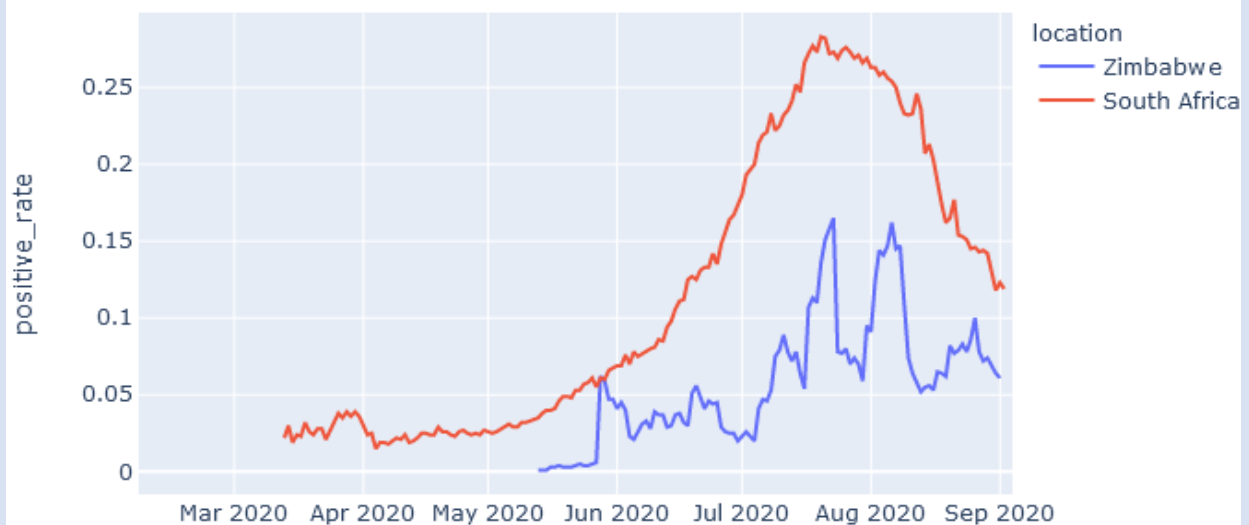


Testing Trends

Covid-19 Testing Trends



Covid-19 Positivity Zimbabwe and SA



COMMENTS

- The trends show that when compared to South Africa Zimbabwe has been testing much less per capita but testing rates in Zimbabwe are increasing
- **Overall Positivity has decreased to 6.1%**

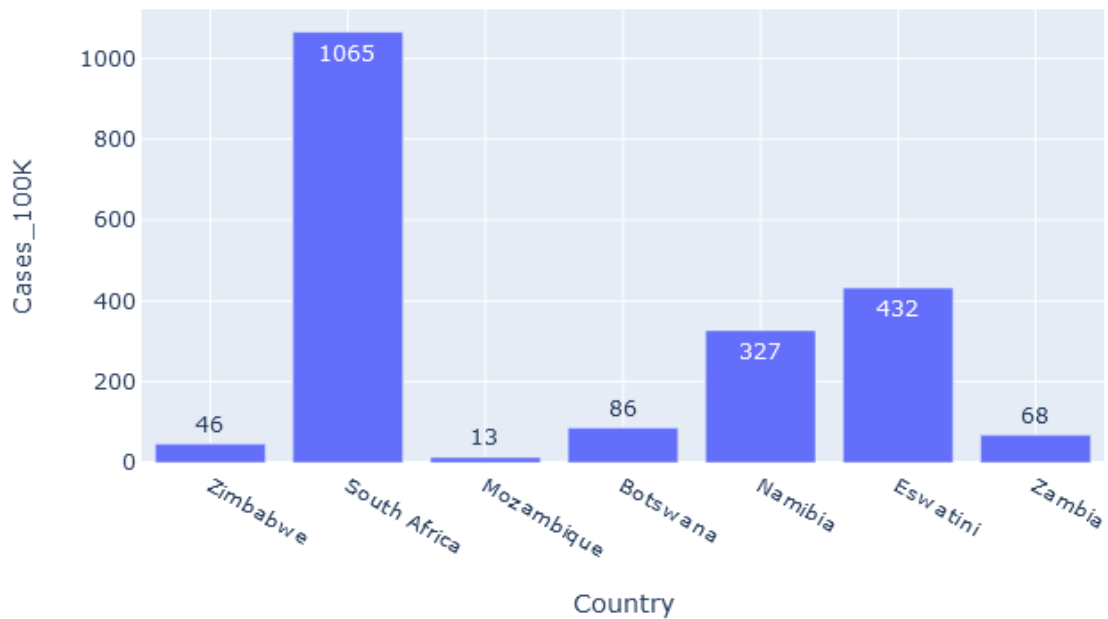
**Testing data is not available for other SADC countries*



Regional Analyses

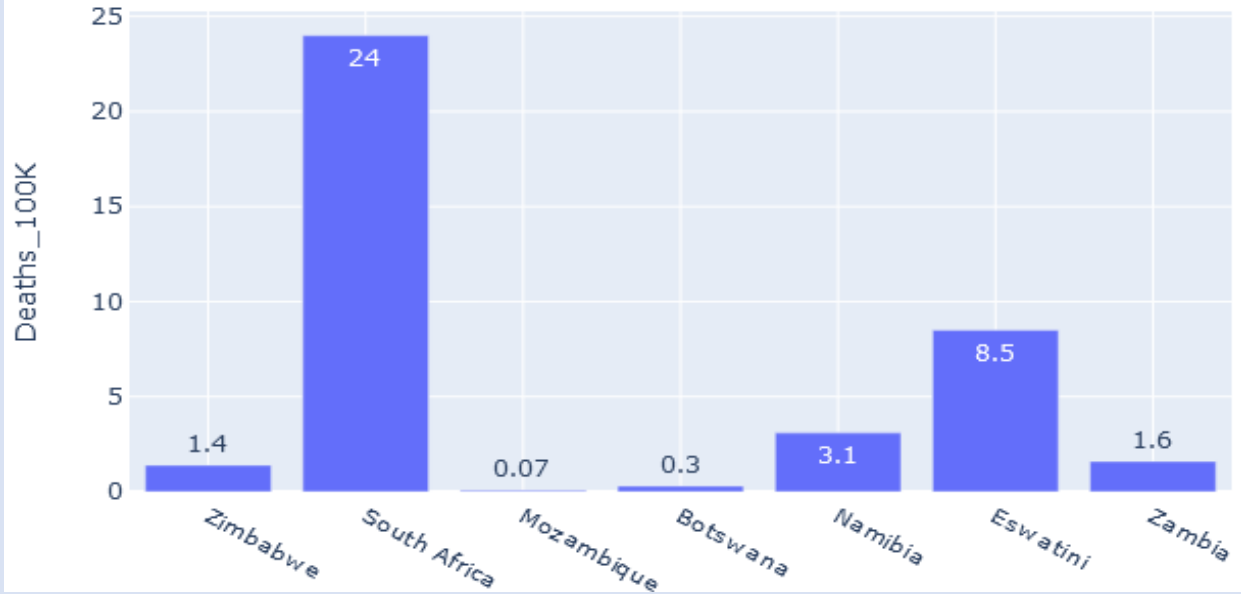
Country	Cumulative Cases	Cumulative Deaths
Zimbabwe	6977	207
South Africa	635078	14678
Mozambique	4265	26
Botswana	2002	8
Namibia	8323	87
Eswatini	4780	94
Zambia	12639	292

SADC Covid Cases Per 100K Population





SADC Covid Deaths Per 100K Population



COMMENTS

- SA has now surpassed **635000** cases and has the highest cases and deaths per capita in the SADC region

#MaskUp #Social Distancing #Stay at Home # Lets Beat Corona

- **The Seven-Day Rolling average or moving average is used to take care of fluctuations in sample processing due by weekends or backlogs due to other operational issues. It is a mean of the last seven days' cases and it is calculated daily. It is used to highlight a finer trend of the variable being reported in this case New Covid-19 Cases in Zimbabwe.*

