

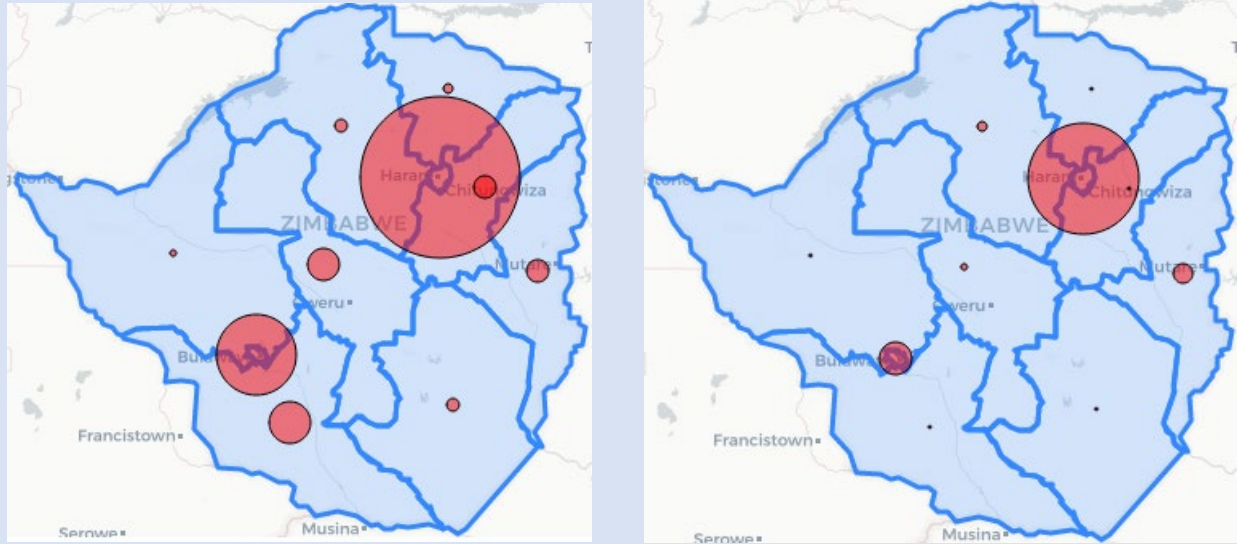


Zimbabwe Covid-19 SitRep 07/11/2020

HIGHLIGHTS TODAY

- **27** New Cases and **1** Death reported in the last 24 hours. (7 day rolling average* for new cases rises to **19** from **16** yesterday).
- **687** PCR tests done today (Positivity today was **3.9%**)
- All **27** are local cases (Death reported by Bulawayo)
- **12** new recoveries reported: National Recovery rate stands at **94.1%** and Active cases go up to **252** today
- As of 7 November 2020, Zimbabwe has now recorded **8498** Cases **7995** recoveries and **251** Deaths.

CASES AND DEATHS DISTRIBUTION

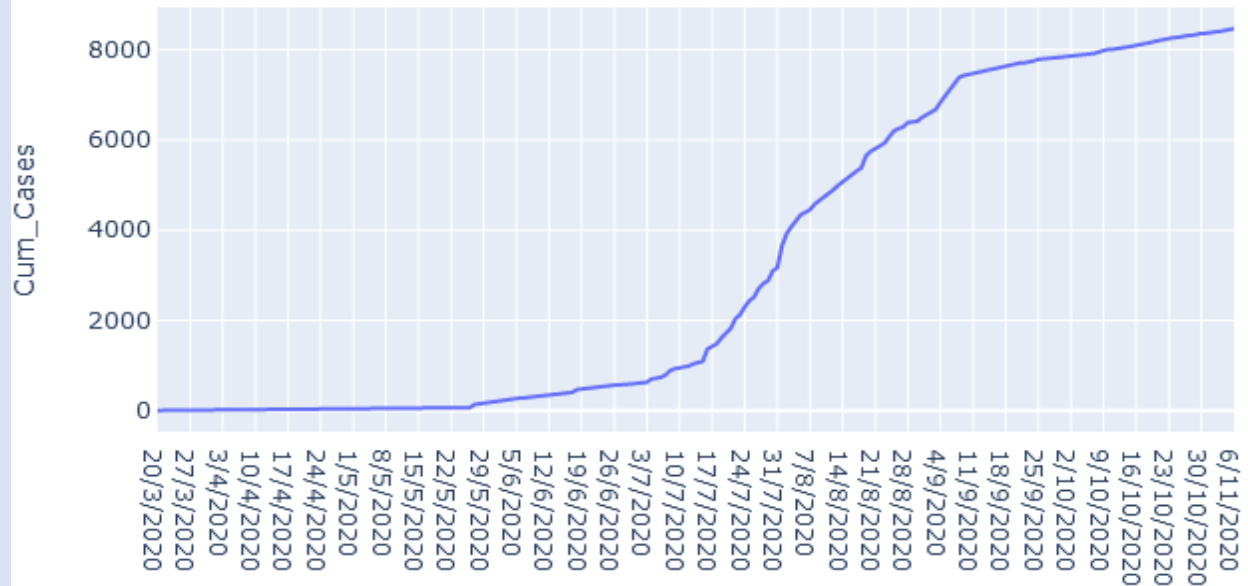


| Province | PCR Tests | Cum Cases (New) | Recovered Cases (New) | Active Cases | Deaths (New) |
|--------------|------------|-----------------|-----------------------|--------------|---------------|
| Bulawayo | 132 | 1716(14) | 1565(5) | 88 | 63(1) |
| Harare | 460 | 3327(0) | 3143(0) | 63 | 121(0) |
| Manicaland | 0 | 537(0) | 499(4) | 15 | 23(0) |
| Mash Cent | 27 | 211(0) | 204(0) | 3 | 4(0) |
| Mash East | 0 | 422(4) | 410(0) | 7 | 5(0) |
| Mash West | 0 | 352(0) | 338(0) | 2 | 12(0) |
| Midlands | 3 | 717(7) | 666(3) | 42 | 9(0) |
| Masvingo | 0 | 248(1) | 237(0) | 8 | 3(0) |
| Mat North | 47 | 162(1) | 147(0) | 12 | 3(0) |
| Mat South | 18 | 806(0) | 786(0) | 12 | 8(0) |
| Total | 687 | 8498(27) | 7995(12) | 252 | 251(1) |

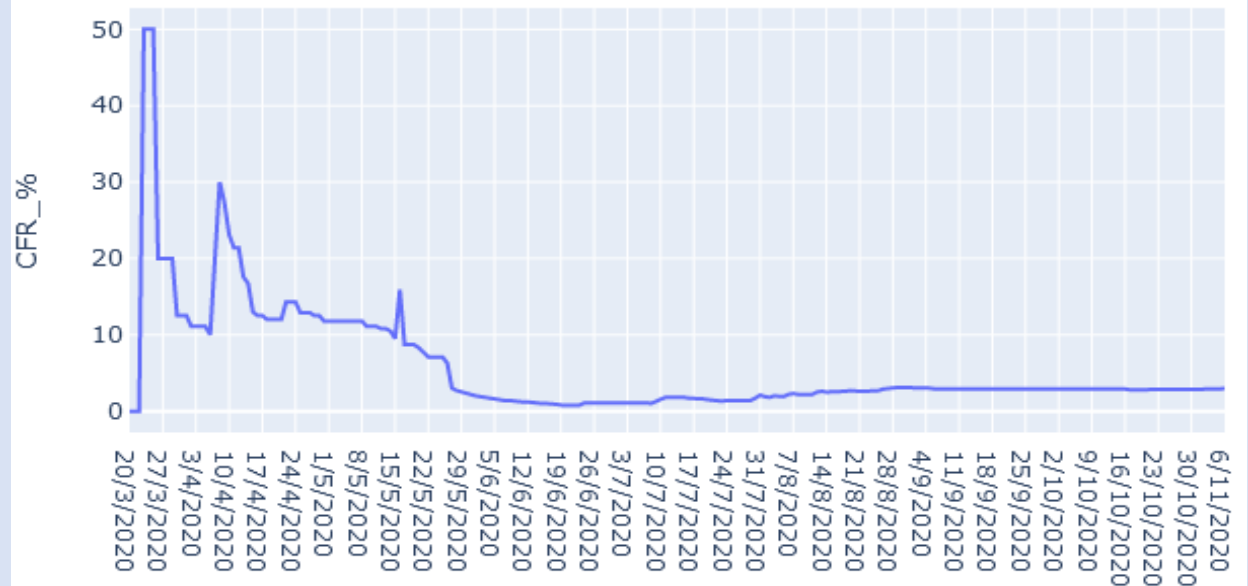
*Provinces with new cases but zero PCR tests conducted respectively received results from NMRL,NTBRL and Lancet



Zimbabwe Covid-19 Cumulative Cases



Zimbabwe Covid-19 Case Fatality Rate



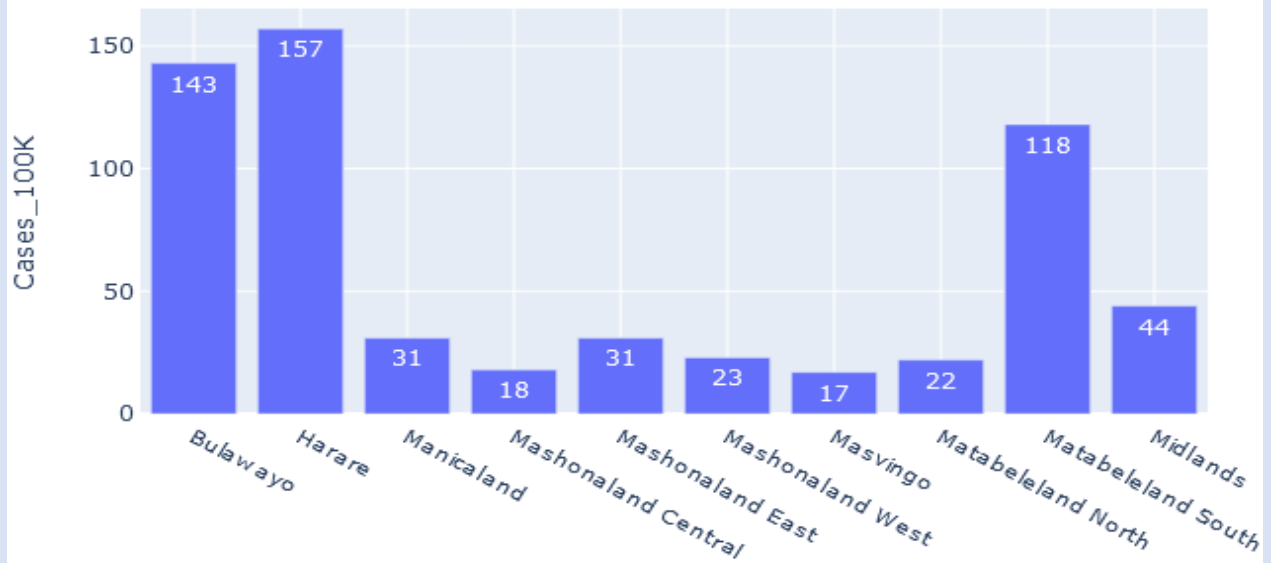
COMMENTS

- Cumulative cases curve spiking
- National Case fatality Rate now stands at **3.0 %** as at 07/11/20

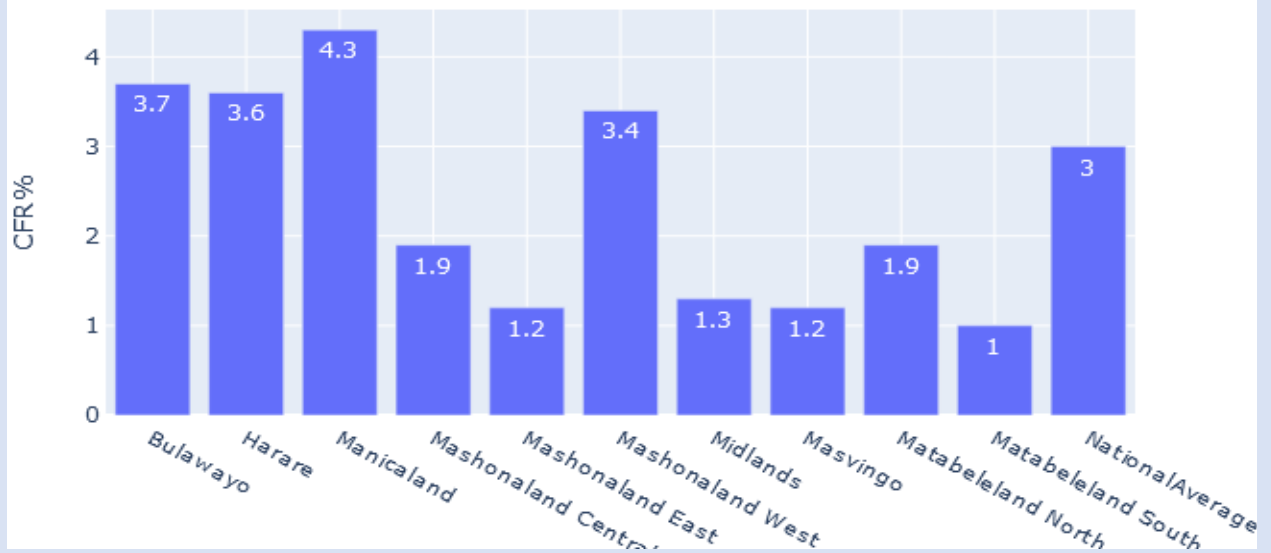


PROVINCIAL ANALYTICS

Zimbabwe Covid Cases Per 100K Popn



Covid Cases Fatality Rate By Province



COMMENTS

- Harare has the highest number of cases per capita followed by Bulawayo and Matabeleland South
- Manicaland, Mash West, Bulawayo and Harare have case fatality ratios above the national average.



CHARACTERISTICS OF CASES

Age and Sex Distribution for Cases



COMMENTS

- More males affected when compared to females
- Most Covid-19 cases are in the 20 – 40 years age groups(57%)
- There are more females affected as age rises



DEATHS ANALYSIS

Age and Sex Distribution of Deaths



COMMENTS

- Most Deaths are between 40 and 80 years of Age(68%)
- There are more deaths from males as age rises

TESTING DATA

| Test Type | Cumulative |
|-----------|------------|
| PCR | 147 266 |
| RDT | 110 089 |

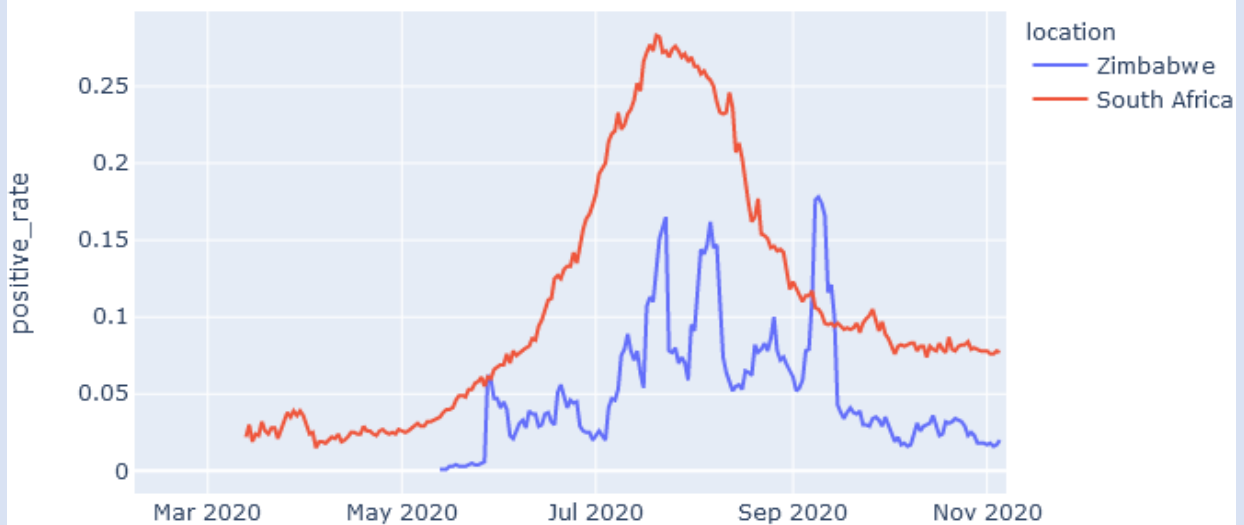


Testing Trends

Covid-19 Testing Trends



Covid 19 Daily Positivity Comparison SA and Zimbabwe



COMMENTS

- The Daily Positivity Comparison Data is as at 05/11/2020

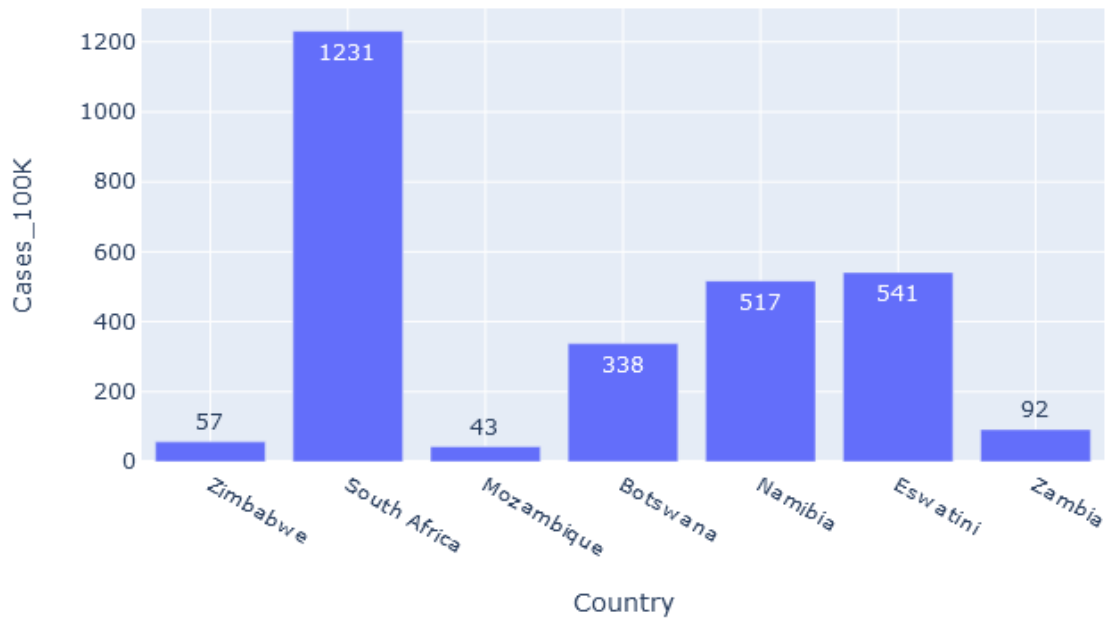
***Testing rates data is not available for other SADC countries**



Regional Analyses

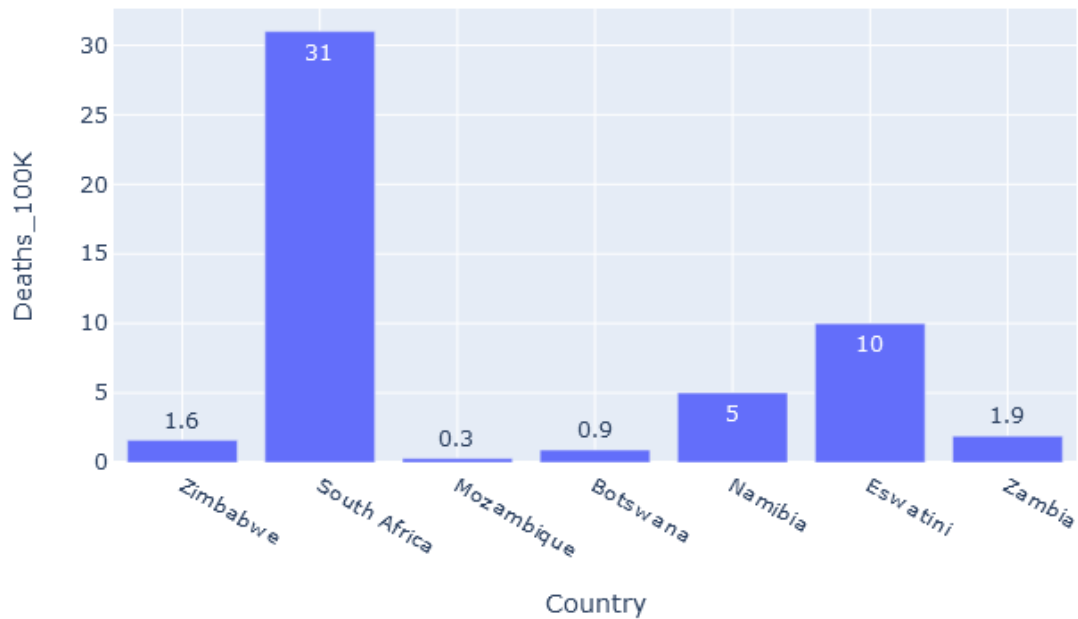
| Country | Cumulative Cases | Cumulative Deaths |
|--------------|------------------|-------------------|
| Zimbabwe | 8498 | 251 |
| South Africa | 734175 | 19749 |
| Mozambique | 13485 | 99 |
| Botswana | 7835 | 27 |
| Namibia | 13143 | 133 |
| Eswatini | 5976 | 117 |
| Zambia | 16908 | 349 |

SADC Covid Cases Per 100K Population





SADC Covid Deaths Per 100K Population



COMMENTS

- SA has now surpassed **730 000** cases and has the highest cases and deaths per capita in the SADC region

#MaskUp #Social Distancing #Stay at Home # Lets Beat Corona

- **The Seven-Day Rolling average or moving average is used to take care of fluctuations in sample processing due by weekends or backlogs due to other operational issues. It is a mean of the last seven days' cases and it is calculated daily. It is used to highlight a finer trend of the variable being reported in this case New Covid-19 Cases in Zimbabwe.*
- *The Public is encouraged to keep following MOHCC prevention guidelines as a rise in cases has been noted with most cases reported by Bulawayo in the last two weeks*

