

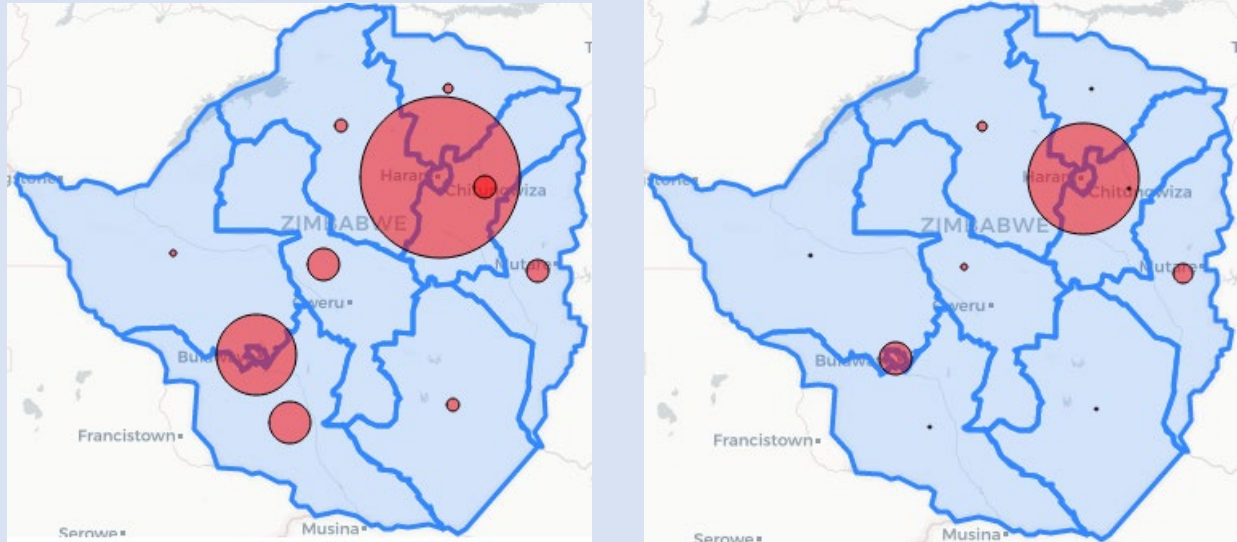


## Zimbabwe Covid-19 SitRep 08/11/2020

### HIGHLIGHTS TODAY

- **33** New Cases and **2** Deaths reported in the last 24 hours. (7 day rolling average\* for new cases rises to **22** from **19** yesterday).
- **582** PCR tests done today (Positivity today was **5.6%**)
- All **33** are local cases (Deaths reported by Bulawayo(1) and Manicaland(1))
- **11** new recoveries reported: National Recovery rate stands at **93.8%** and Active cases go up to **273** today
- As of 8 November 2020, Zimbabwe has now recorded **8531** Cases **8005** recoveries and **253** Deaths.

### CASES AND DEATHS DISTRIBUTION

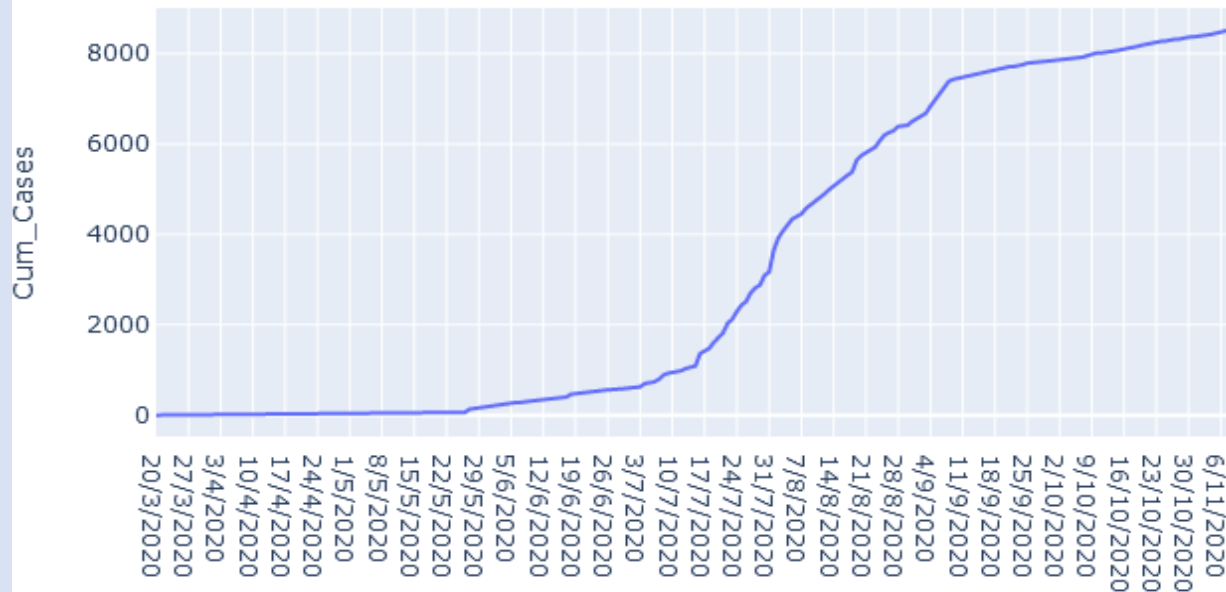


Province	PCR Tests	Cum Cases (New)	Recovered Cases (New)	Active Cases	Deaths (New)
Bulawayo	224	1731(15)	1566(1)	102	64(1)
Harare	241	3331(4)	3143(0)	67	121(0)
Manicaland	94	541(4)	499(0)	18	24(1)
Mash Cent	0	211(0)	204(0)	3	4(0)
Mash East	0	426(4)	410(0)	11	5(0)
Mash West	7	352(0)	338(0)	2	12(0)
Midlands	12	717(0)	666(0)	42	9(0)
Masvingo	4	252(4)	237(0)	12	3(0)
Mat North	0	162(0)	147(0)	12	3(0)
Mat South	0	808(2)	796(10)	4	8(0)
<b>Total</b>	<b>582</b>	<b>8531(33)</b>	<b>8005(11)</b>	<b>273</b>	<b>253(2)</b>

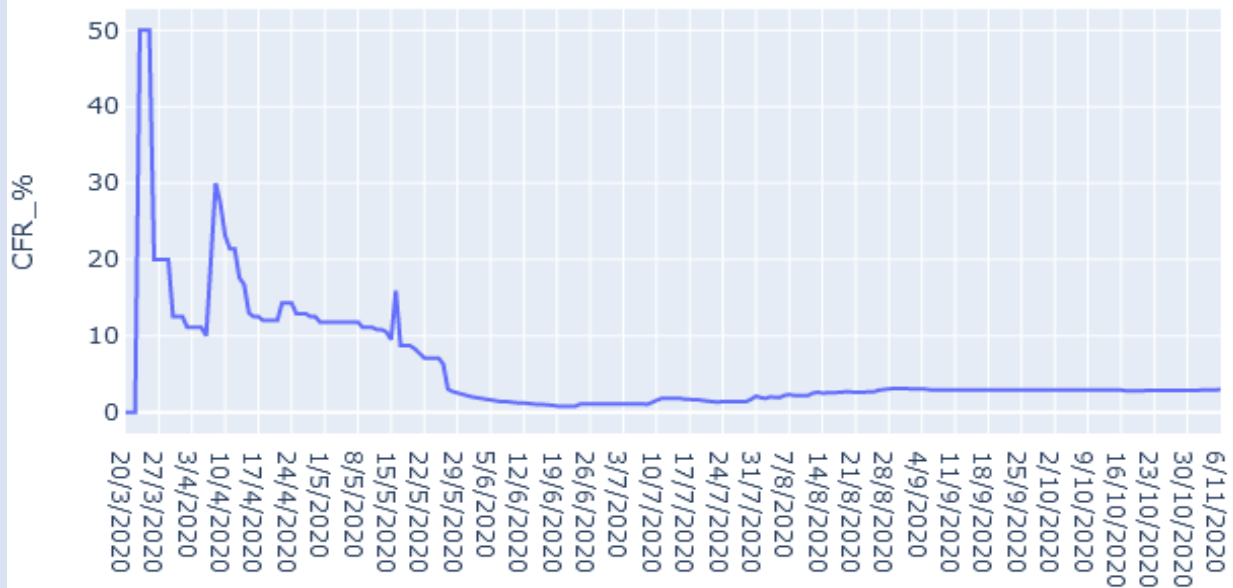
\*Provinces with new cases but zero PCR tests conducted respectively received results from NMRL, NTBRL and Lancet



## Zimbabwe Covid-19 Cumulative Cases



## Zimbabwe Covid-19 Case Fatality Rate



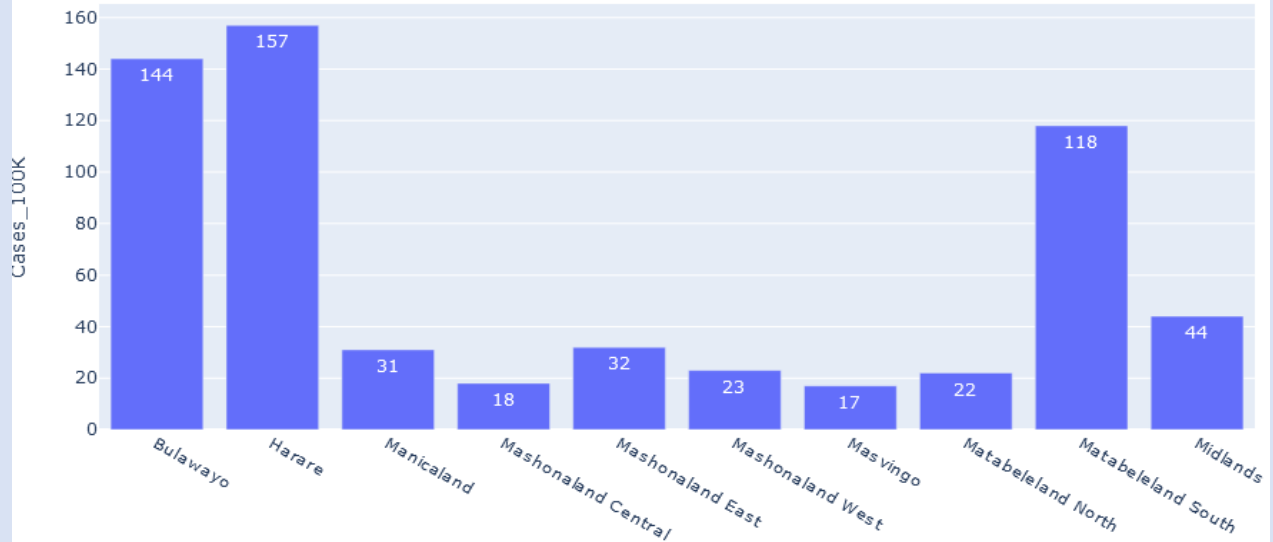
### COMMENTS

- Cumulative cases curve spiking
- National Case fatality Rate now stands at **3.0 %** as at 08/11/20

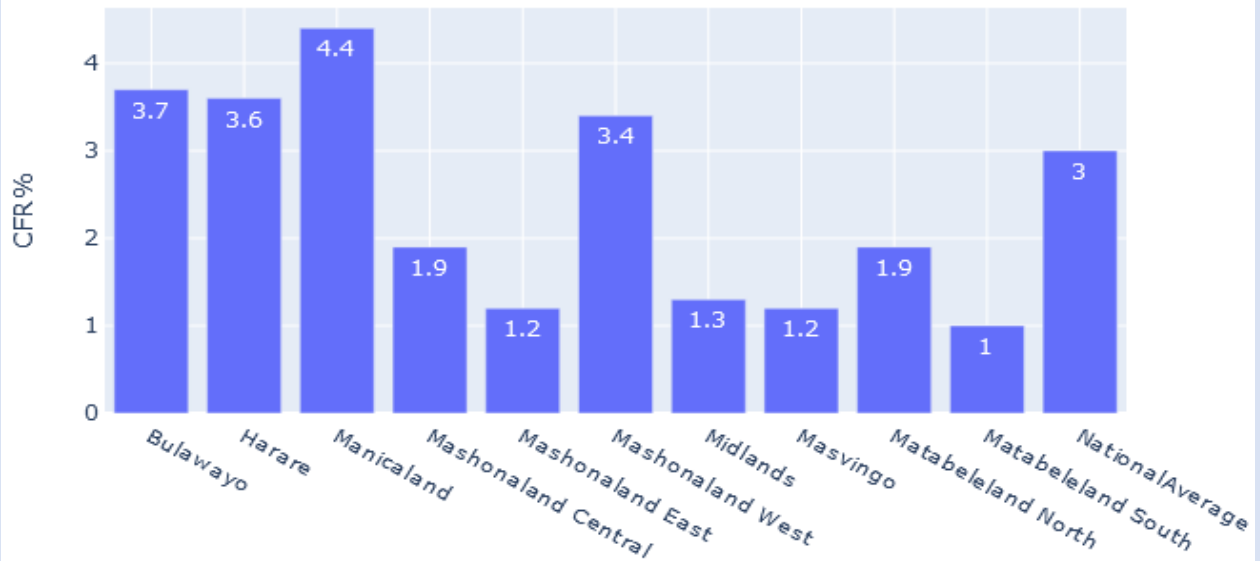


## PROVINCIAL ANALYTICS

Zimbabwe Covid Cases Per 100K Popn



Covid Cases Fatality Rate By Province



## COMMENTS

- Harare has the highest number of cases per capita followed by Bulawayo and Matabeleland South
- Manicaland, Mash West, Bulawayo and Harare have case fatality ratios above the national average.



## CHARACTERISTICS OF CASES

### Age and Sex Distribution for Cases



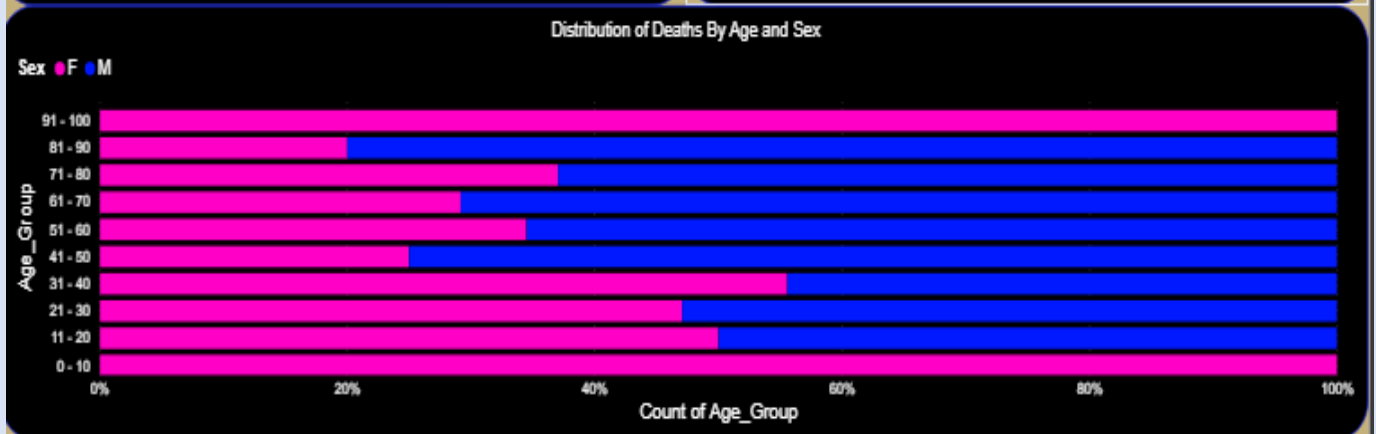
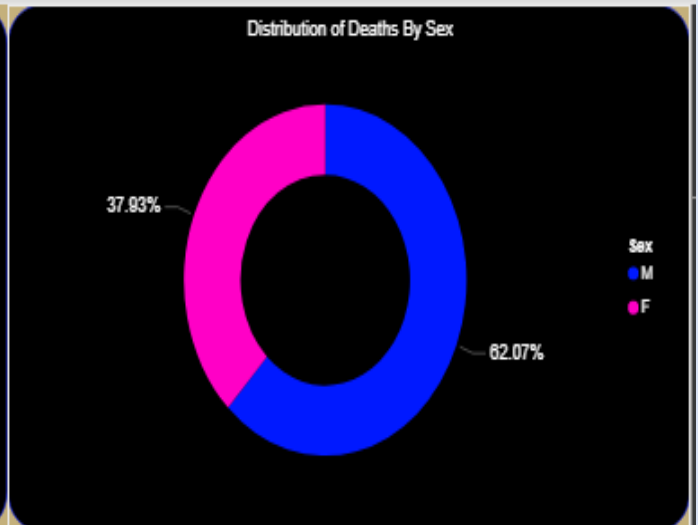
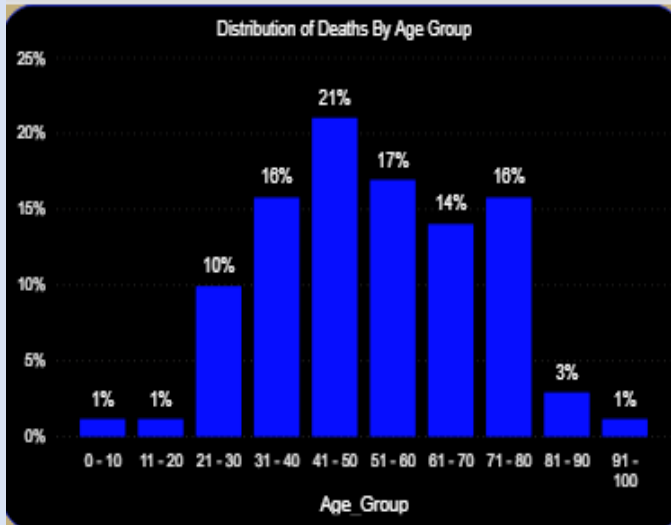
## COMMENTS

- More males affected when compared to females
- Most Covid-19 cases are in the 20 – 40 years age groups(57%)
- There are more females affected as age rises



## DEATHS ANALYSIS

### Age and Sex Distribution of Deaths



## COMMENTS

- Most Deaths are between 40 and 80 years of Age(68%)
- There are more deaths from males as age rises

## TESTING DATA

Test Type	Cumulative
PCR	147 848
RDT	110 114

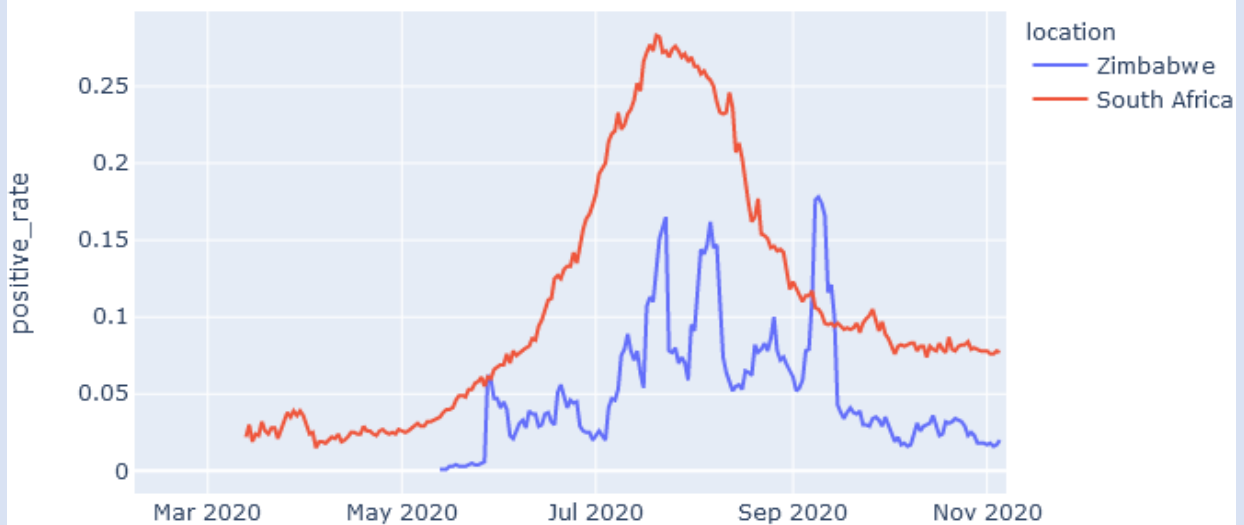


## Testing Trends

### Covid-19 Testing Trends



### Covid 19 Daily Positivity Comparison SA and Zimbabwe



## COMMENTS

- The Daily Positivity Comparison Data is as at 05/11/2020

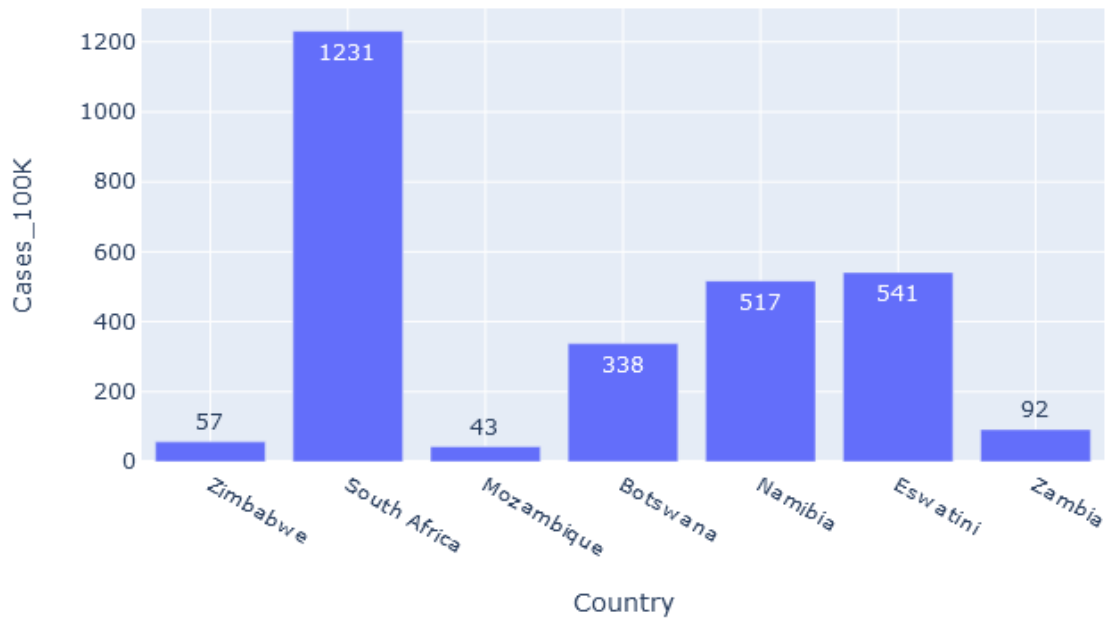
**\*Testing rates data is not available for other SADC countries**



## Regional Analyses

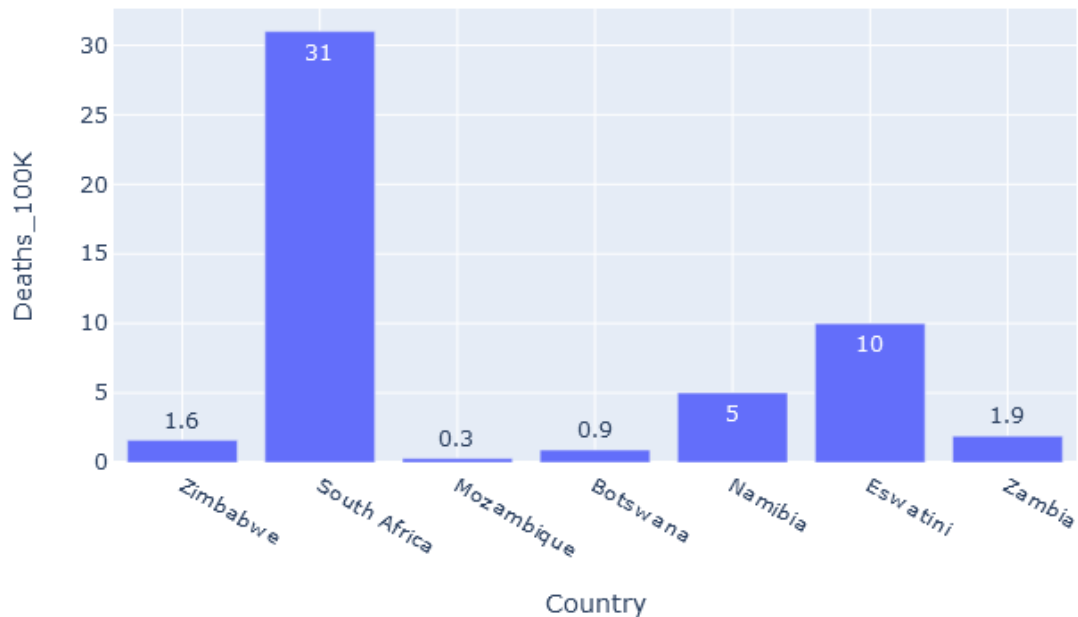
Country	Cumulative Cases	Cumulative Deaths
Zimbabwe	8531	253
South Africa	735906	19789
Mozambique	13577	99
Botswana	7835	27
Namibia	13170	134
Eswatini	5976	117
Zambia	16954	349

SADC Covid Cases Per 100K Population





### SADC Covid Deaths Per 100K Population



#### COMMENTS

- SA has now surpassed **730 000** cases and has the highest cases and deaths per capita in the SADC region

***#MaskUp #Social Distancing #Stay at Home # Lets Beat Corona***

- *\*The Seven-Day Rolling average or moving average is used to take care of fluctuations in sample processing due by weekends or backlogs due to other operational issues. It is a mean of the last seven days' cases and it is calculated daily. It is used to highlight a finer trend of the variable being reported in this case New Covid-19 Cases in Zimbabwe.*
- *The Public is encouraged to keep following MOHCC prevention guidelines as a rise in cases has been noted with most cases reported by Bulawayo in the last two weeks*

