

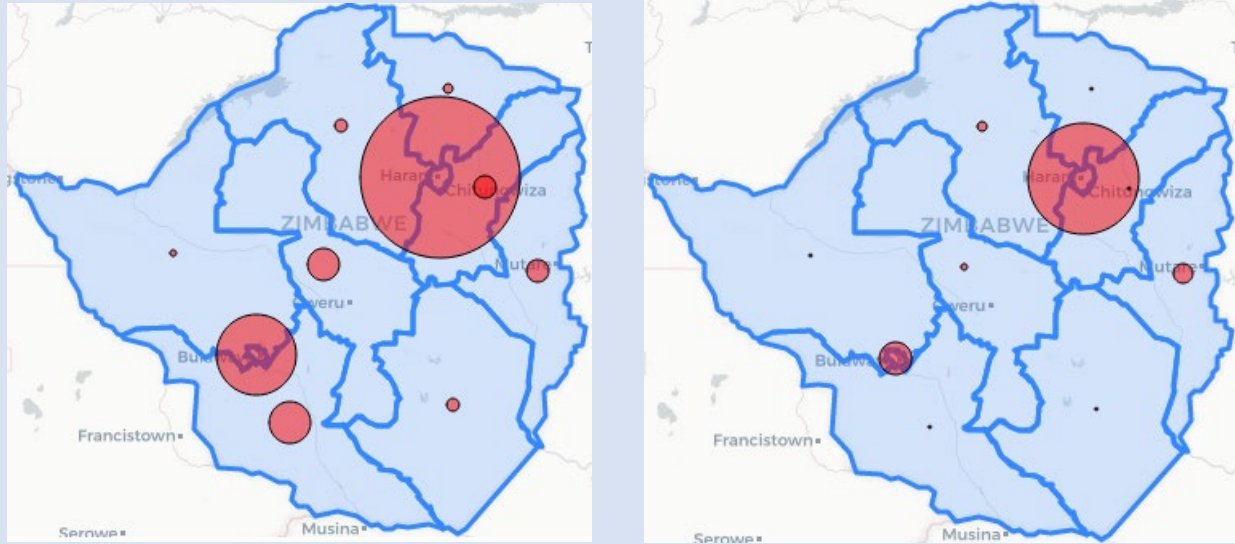


Zimbabwe Covid-19 SitRep 09/12/2020

HIGHLIGHTS TODAY

- **95** New Cases and **1** Death reported in the last 24 hours . (*7 day rolling average* for new cases falls to 109 from 115 yesterday*).
- **1541** PCR tests done today (Positivity today was **3.7%**)
- All **95** are local cases (*1 Death reported by Harare*)
- **85** new recoveries reported: National Recovery rate stands at **83.1%** and Active cases go down up to **1556** today
- As of 09 December, Zimbabwe has now recorded **11007** Cases **9147** recoveries and **304** Deaths.

CASES AND DEATHS DISTRIBUTION

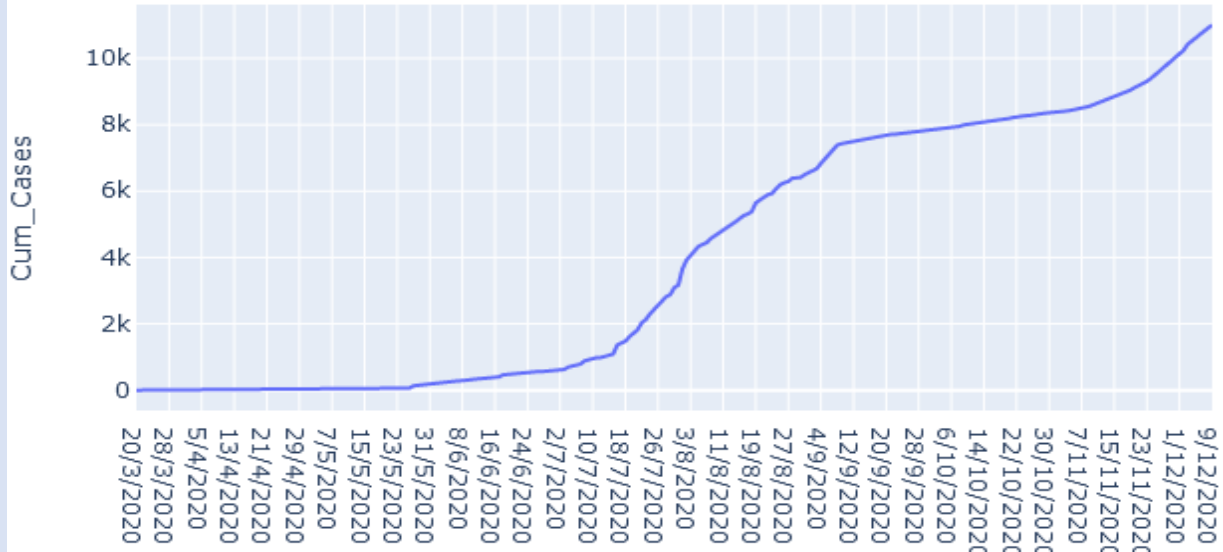


Province	PCR Tests	Cum Cases (New)	Recovered Cases (New)	Active Cases	Deaths (New)
Bulawayo	294	2689(51)	2020(53)	585	83(0)
Harare	983	3496(13)	3143(0)	212	141(1)
Manicaland	0	601(0)	541(7)	33	27(0)
Mash Cent	7	258(5)	233(0)	20	5(0)
Mash East	0	571(8)	492(0)	74	5(0)
Mash West	156	535(0)	339(0)	184	12(0)
Midlands	25	907(6)	809(0)	88	10(0)
Masvingo	26	337(8)	306(0)	23	8(0)
Mat North	26	447(0)	336(0)	108	3(0)
Mat South	24	1166(4)	928(25)	229	9(0)
Total	1541	11007(95)	9147(85)	1556	304(1)

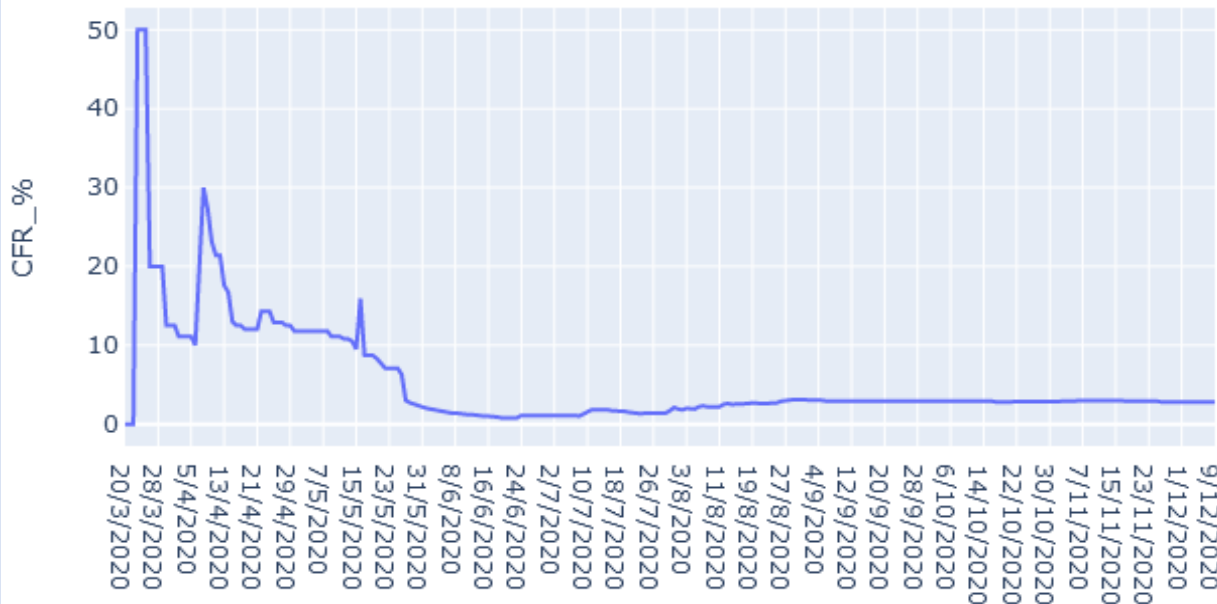
*Provinces with new cases but zero PCR tests conducted respectively received results from NMRL, NTBRL and Lancet



Zimbabwe Covid-19 Cumulative Cases



Zimbabwe Covid-19 Case Fatality Rate



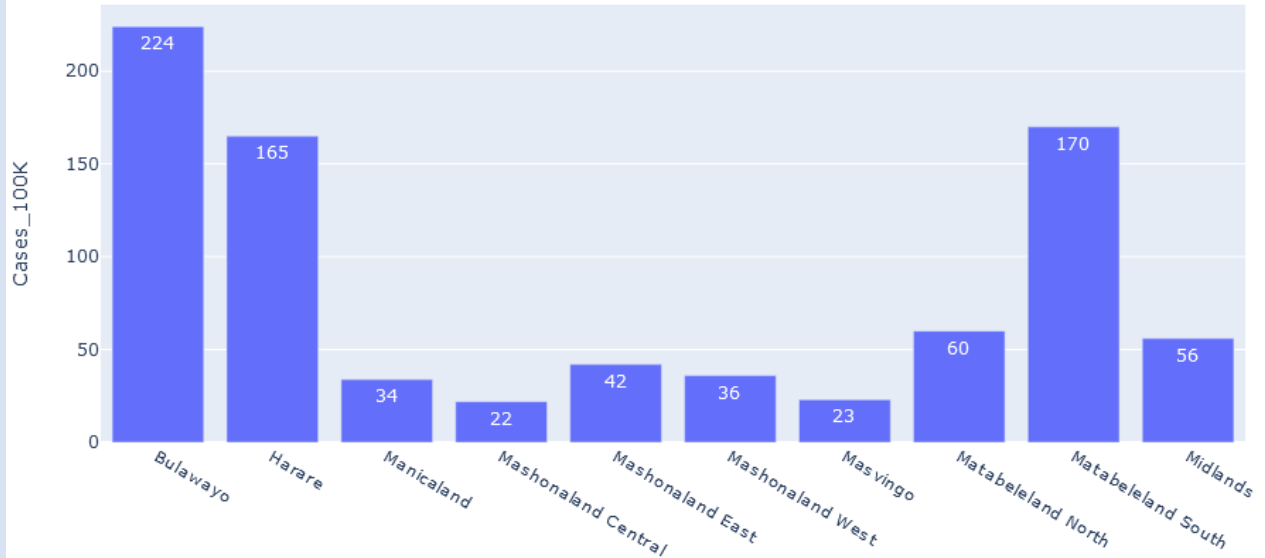
COMMENTS

- Cumulative cases curve spiking
- National Case fatality Rate now stands at **2.7 %** as at 09/12/20

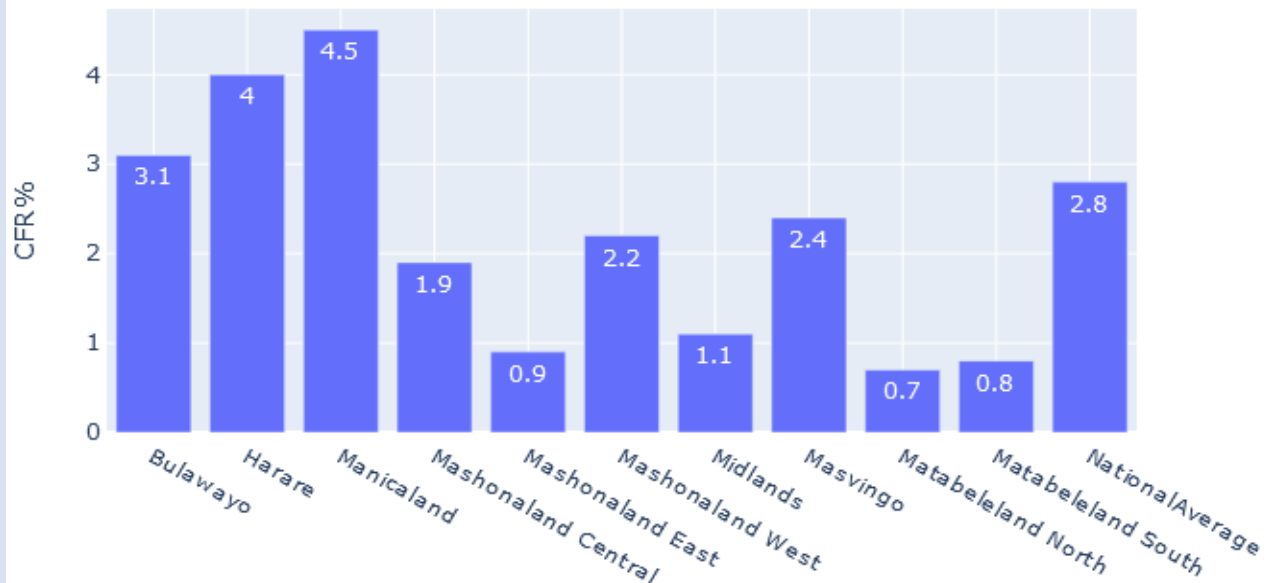


PROVINCIAL ANALYTICS

Zimbabwe Covid Cases Per 100K Popn



Covid Cases Fatality Rate By Province



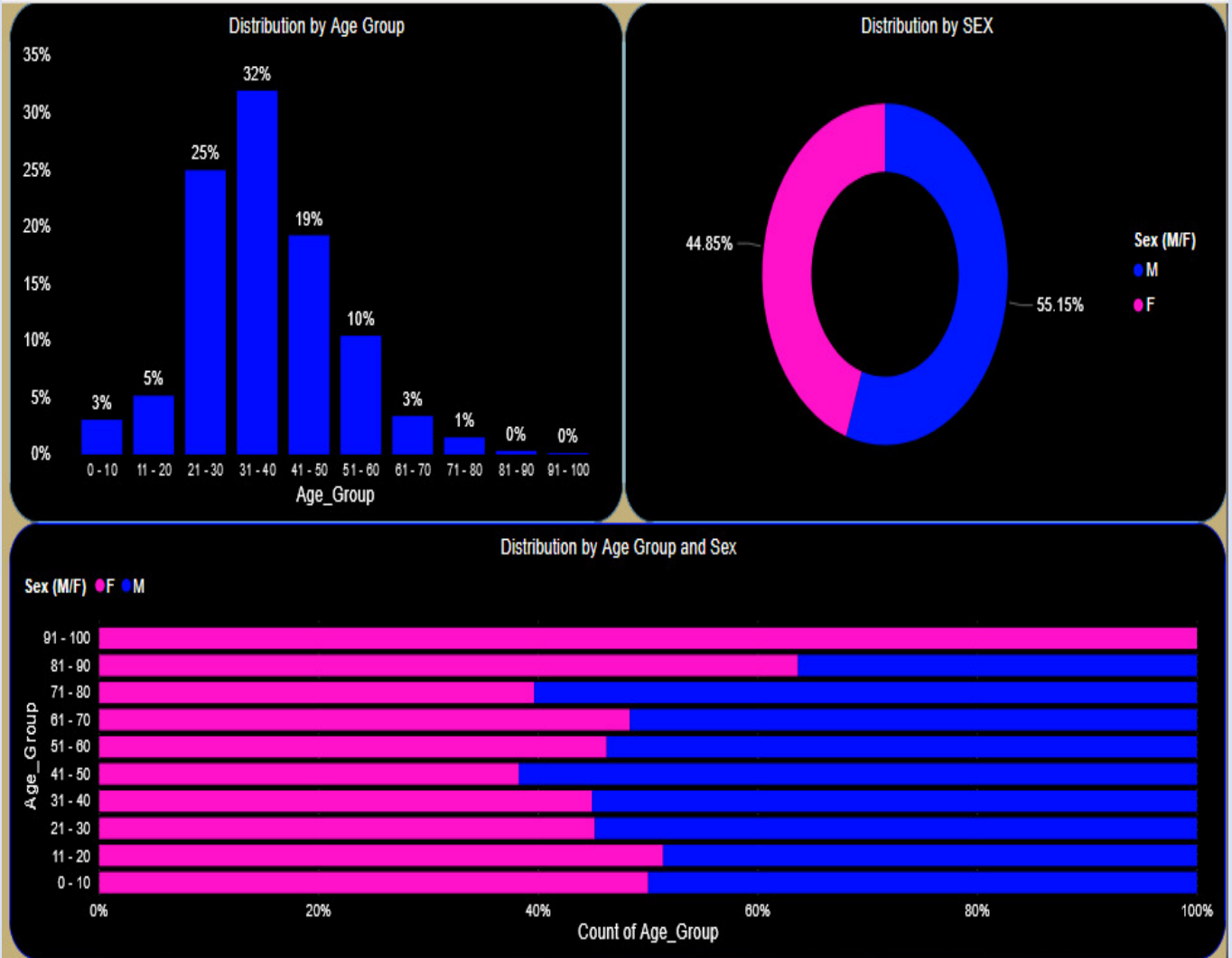
COMMENTS

- Harare and Bulawayo have the highest number of cases per capita followed by Matabeleland South
- Manicaland, Bulawayo and Harare have case fatality ratios above the national average.



CHARACTERISTICS OF CASES

Age and Sex Distribution for Cases



COMMENTS

- More males affected when compared to females
- Most Covid-19 cases are in the 20 – 40 years age groups(57%)
- There are more females affected as age rises



DEATHS ANALYSIS

Age and Sex Distribution of Deaths



COMMENTS

- Most Deaths are between 40 and 80 years of Age(68%)
- There are more deaths from males as age rises

TESTING DATA

Test Type	Cumulative
PCR	181 891
RDT	110 732

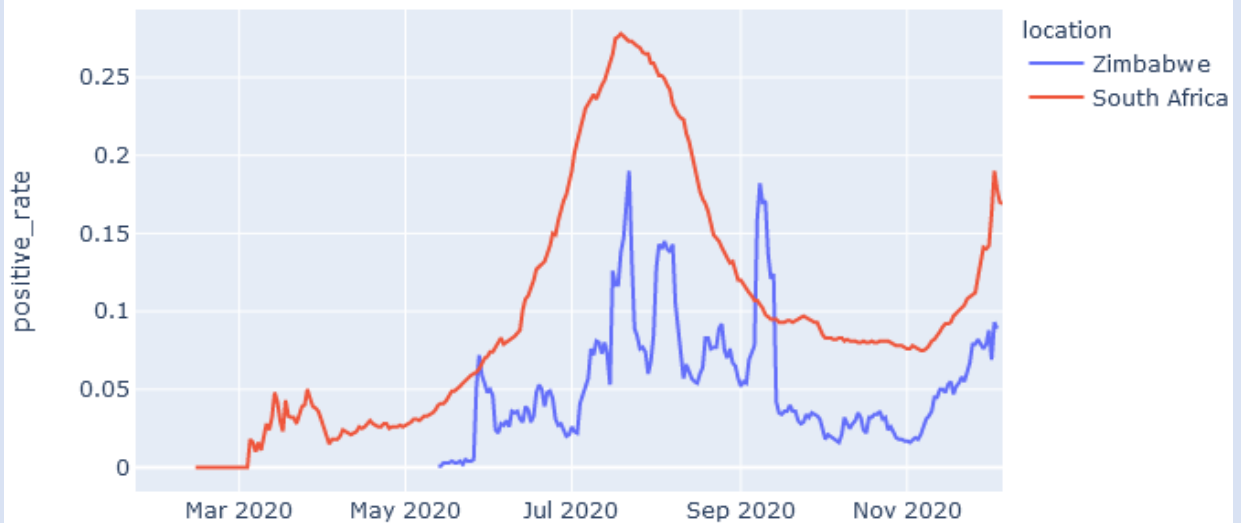


Testing Trends

Covid-19 Testing Trends



Covid 19 Daily Positivity Comparison SA and Zimbabwe



COMMENTS

- The Daily Positivity Comparison Data is as at 05/12/2020

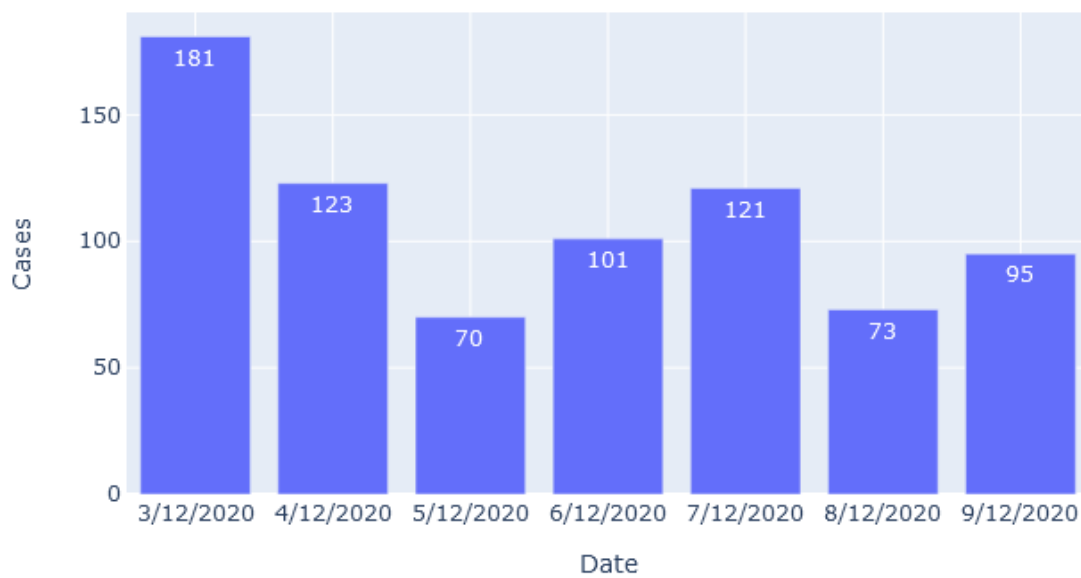
***Testing rates data is not available for other SADC countries**



Regional Analyses

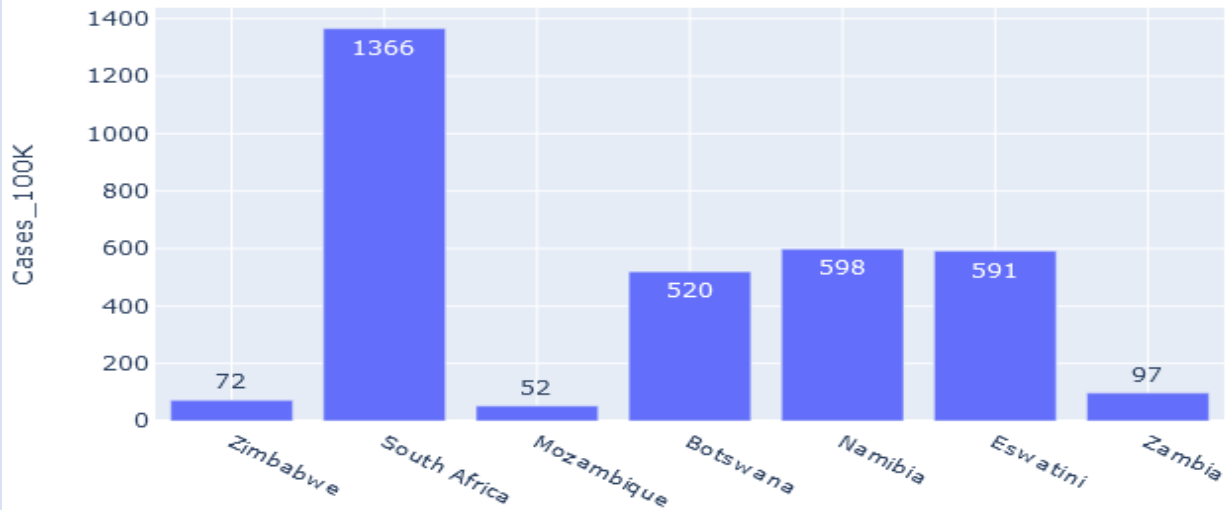
Country	Cumulative Cases	Cumulative Deaths
Zimbabwe	11007	304
South Africa	821889	22432
Mozambique	16373	136
Botswana	12058	36
Namibia	15298	153
Eswatini	6563	124
Zambia	17963	364

Zimbabwe Covid-19 Cases In Last Seven Days

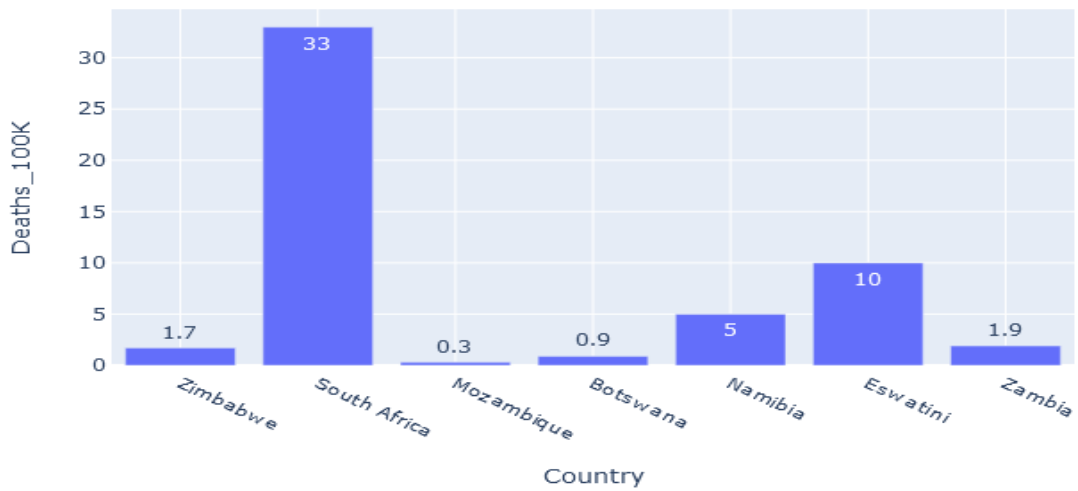




SADC Covid Cases Per 100K Population



SADC Covid Deaths Per 100K Population



COMMENTS

- SA has now surpassed **810 000** cases and has the highest cases and deaths per capita in the SADC region

