

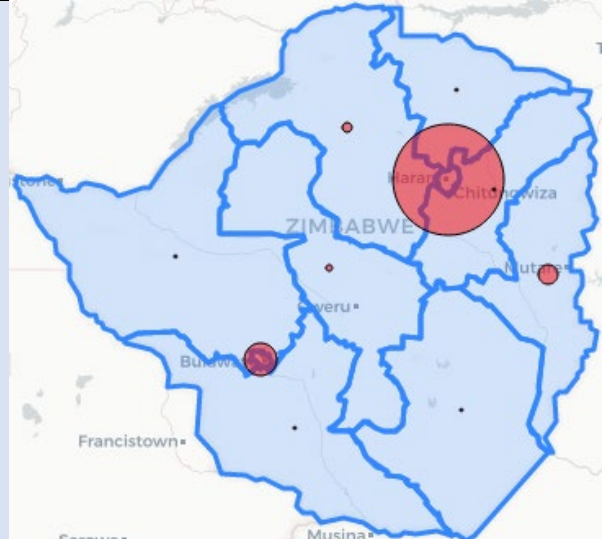
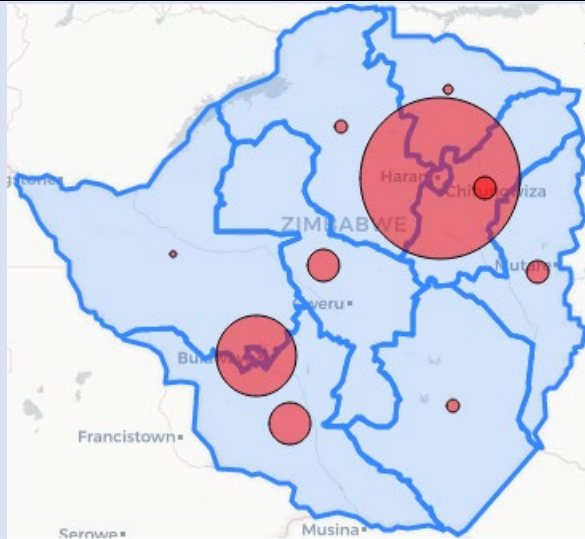


Zimbabwe Covid-19 SitRep 09/09/2020

HIGHLIGHTS TODAY

- **41** New Cases and **4** Deaths reported in the last 24 hours. (7 day rolling average* for new cases further goes down to **113** from **118** yesterday).
- **1053** PCR tests done today (positivity for today was **3.4%**)
- **23** are local cases and **18** are returnees from SA. The Deaths were reported from Harare (**3**) & Midlands (**1**)
- **65** total new recoveries reported: National Recovery rate stands at **75%** and Active cases go down to **1665** today
- As of 9 September 2020, Zimbabwe has now recorded **7429** Cases **5542** recoveries and **222** Deaths.

CASES AND DEATHS DISTRIBUTION

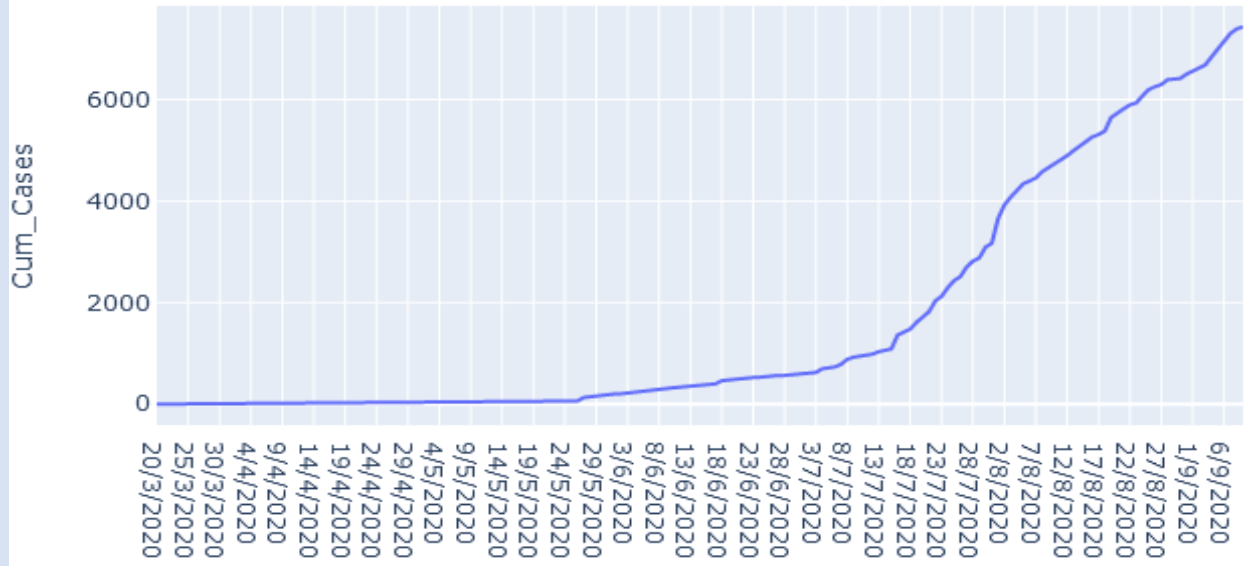


Province	PCR Tests	Cum Cases (New)	Recovered Cases (New)	Active Cases	Deaths(New)
Bulawayo	144	1323(9)	1191(5)	90	42(0)
Harare	707	3146(5)	2006(0)	1021	119(3)
Manicaland	94	428(10)	348(0)	60	20(0)
Mash Cent	0	179(1)	138(0)	37	4(0)
Mash East	0	370(0)	354(19)	12	4(0)
Mash West	0	312(0)	120(0)	180	12(0)
Midlands	23	568(1)	519(0)	40	9(1)
Masvingo	0	229(11)	221(13)	6	2(0)
Mat North	0	121(2)	105(0)	13	3(0)
Mat South	85	753(2)	540(28)	206	7(0)
Total	1053	7429(41)	5542(65)	1665	222(4)

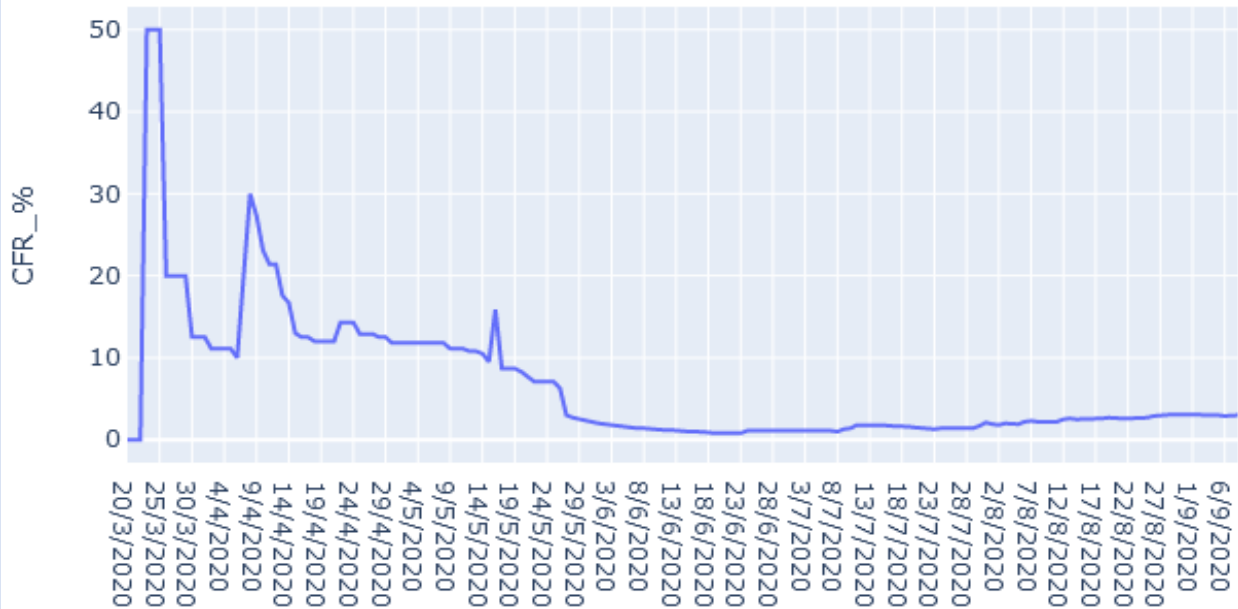
*Provinces with new cases but zero PCR tests conducted received results from NMRL, NTBRL and Lancet



Zimbabwe Covid-19 Cumulative Cases



Zimbabwe Covid-19 Case Fatality Rate



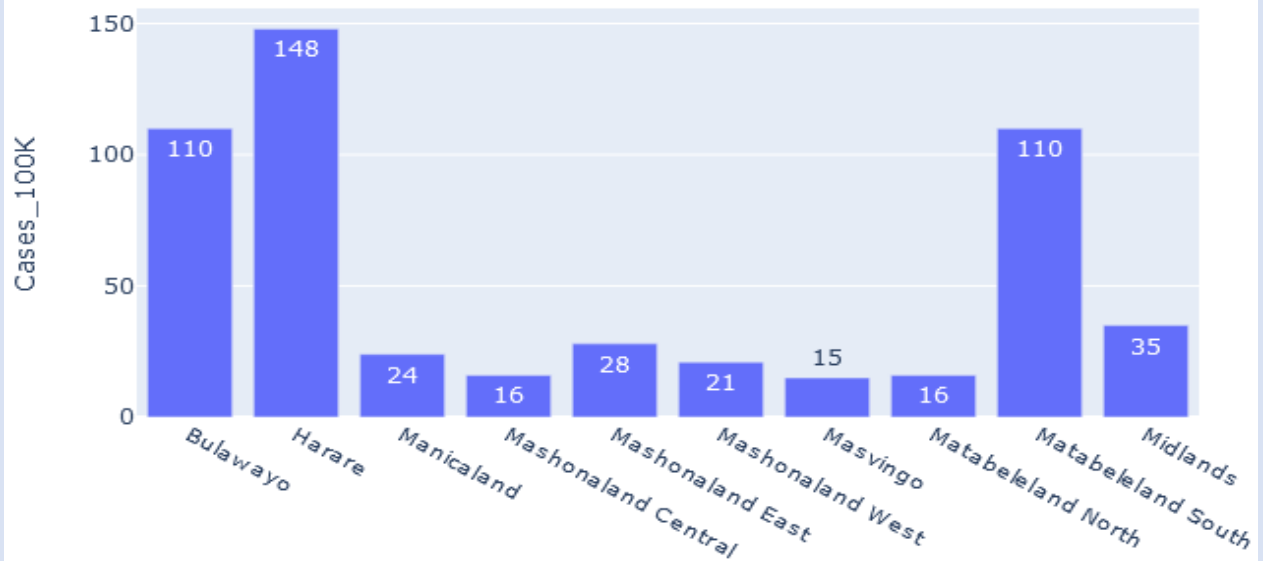
COMMENTS

- Cumulative cases curve remains on an upward trend
- National Case fatality Rate now stands at **3.0 %** as at 09/9/20

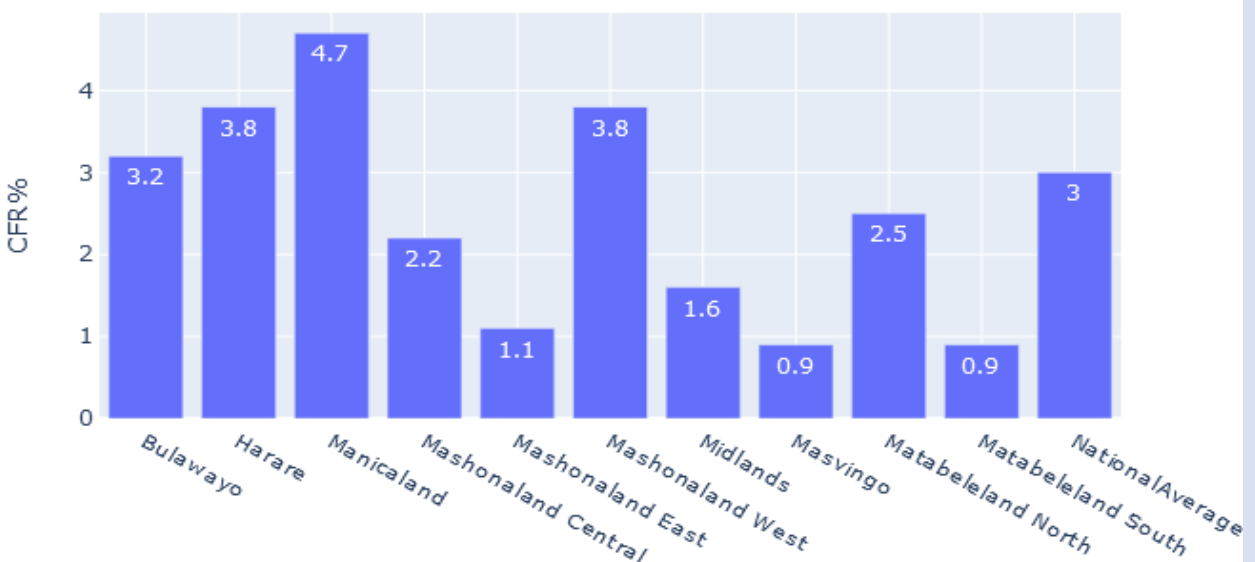


PROVINCIAL ANALYTICS

Zimbabwe Covid Cases Per 100K Popn



Covid Cases Fatality Rate By Province



COMMENTS

- Harare has the highest number of cases per capita followed by Bulawayo and Matabeleland South
- Manicaland, Mash West, Bulawayo and Harare have case fatality ratios above the national average.



CHARACTERISTICS OF CASES

Age and Sex Distribution for Cases



COMMENTS

- More males affected when compared to females
- Most Covid-19 cases are in the 20 – 40 years age groups(57%)
- There are more females affected as age rises



DEATHS ANALYSIS

Age and Sex Distribution of Deaths



COMMENTS

- Most Deaths are between 40 and 80 years of Age(68%)
- There are more deaths from males as age rises

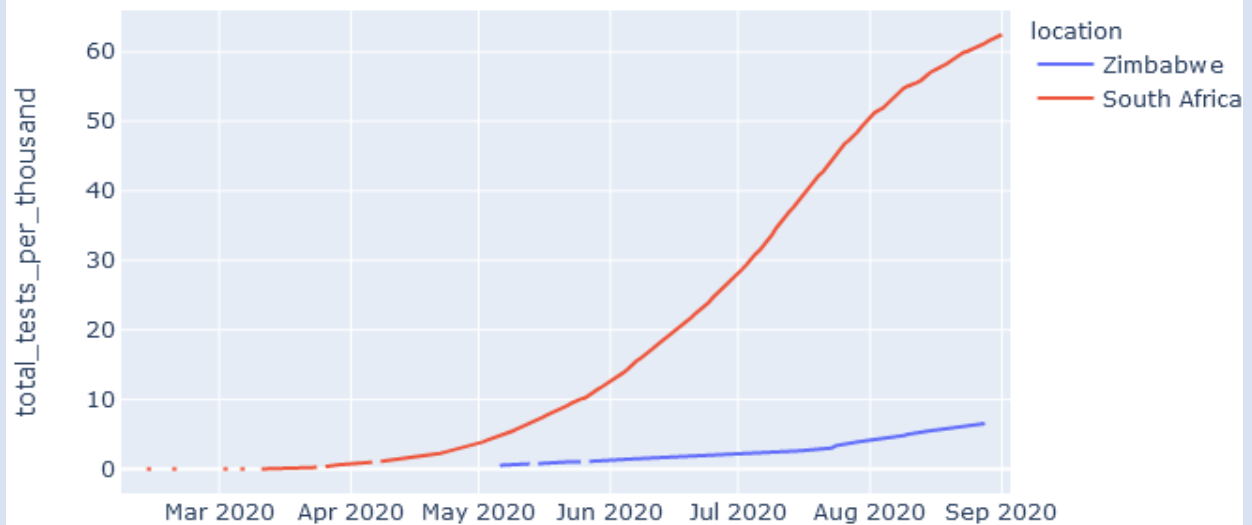
TESTING DATA

Test Type	Cumulative
PCR	106 804
RDT	104 798

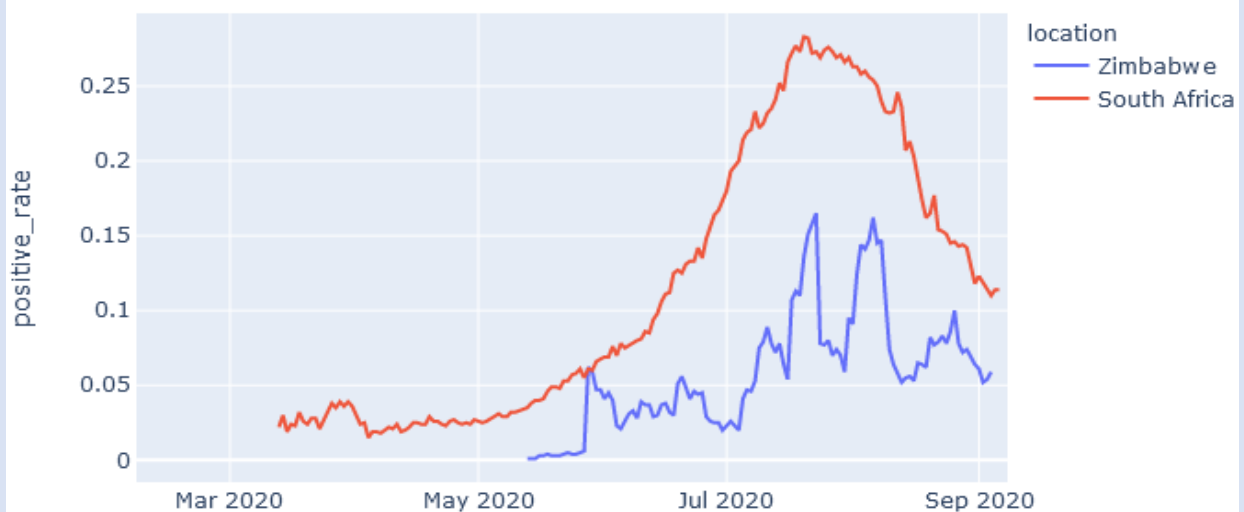


Testing Trends

Covid-19 Testing Trends



Covid-19 Positivity Zimbabwe and SA



COMMENTS

- The trends show that when compared to South Africa Zimbabwe has been testing much less per capita but testing rates in Zimbabwe are increasing
- **Overall Positivity has decreased to 5.2%**

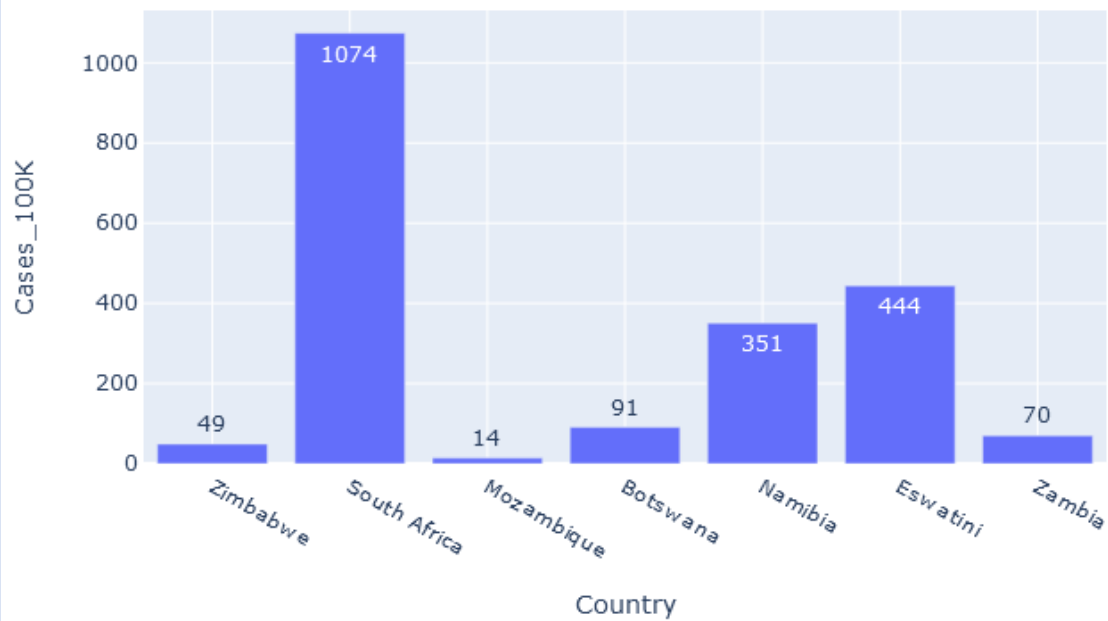
***Testing data is not available for other SADC countries**



Regional Analyses

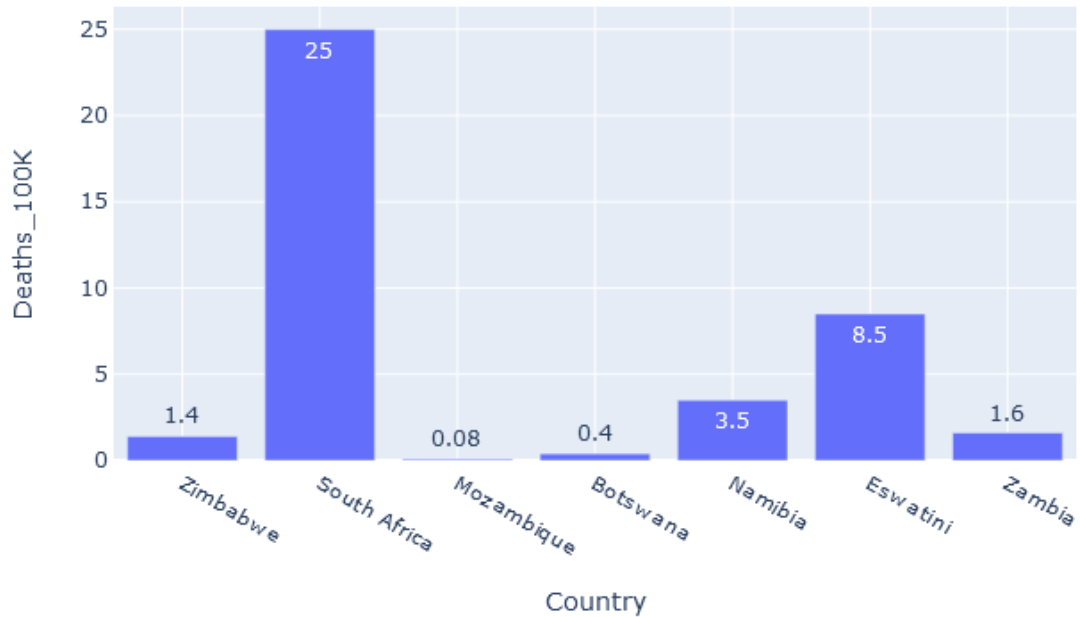
Country	Cumulative Cases	Cumulative Deaths
Zimbabwe	7429	222
South Africa	640441	15086
Mozambique	4647	28
Botswana	2126	9
Namibia	8928	91
Eswatini	4904	96
Zambia	12952	297

SADC Covid Cases Per 100K Population





SADC Covid Deaths Per 100K Population



COMMENTS

- SA has now surpassed **635000** cases and has the highest cases and deaths per capita in the SADC region

#MaskUp #Social Distancing #Stay at Home # Lets Beat Corona

- **The Seven-Day Rolling average or moving average is used to take care of fluctuations in sample processing due by weekends or backlogs due to other operational issues. It is a mean of the last seven days' cases and it is calculated daily. It is used to highlight a finer trend of the variable being reported in this case New Covid-19 Cases in Zimbabwe.*

