

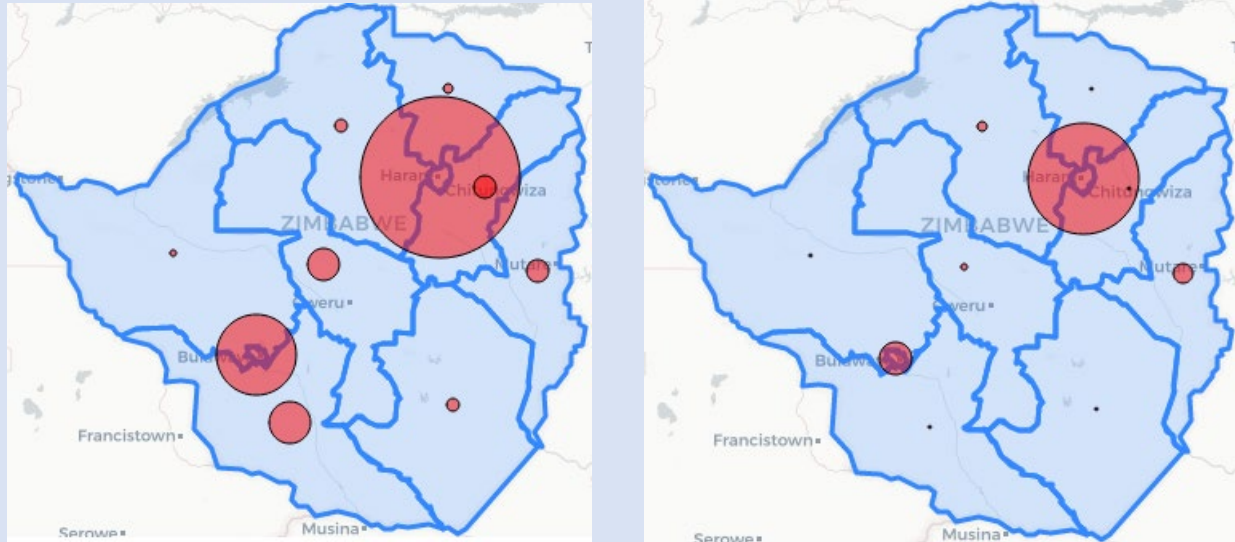


## Zimbabwe Covid-19 SitRep 10/12/2020

### HIGHLIGHTS TODAY

- **74** New Cases and **1** Death reported in the last 24 hours . ( *7 day rolling average\* for new cases falls to 94 from 109 yesterday*).
- **1703** PCR tests done today (Positivity today was **4.3%**)
- All **74** are local cases ( *1 Death reported by Manicaland* )
- **106** new recoveries reported: National Recovery rate stands at **83.5%** and Active cases go down to **1523** today
- As of 10 December, Zimbabwe has now recorded **11081** Cases **9253** recoveries and **305** Deaths.

### CASES AND DEATHS DISTRIBUTION

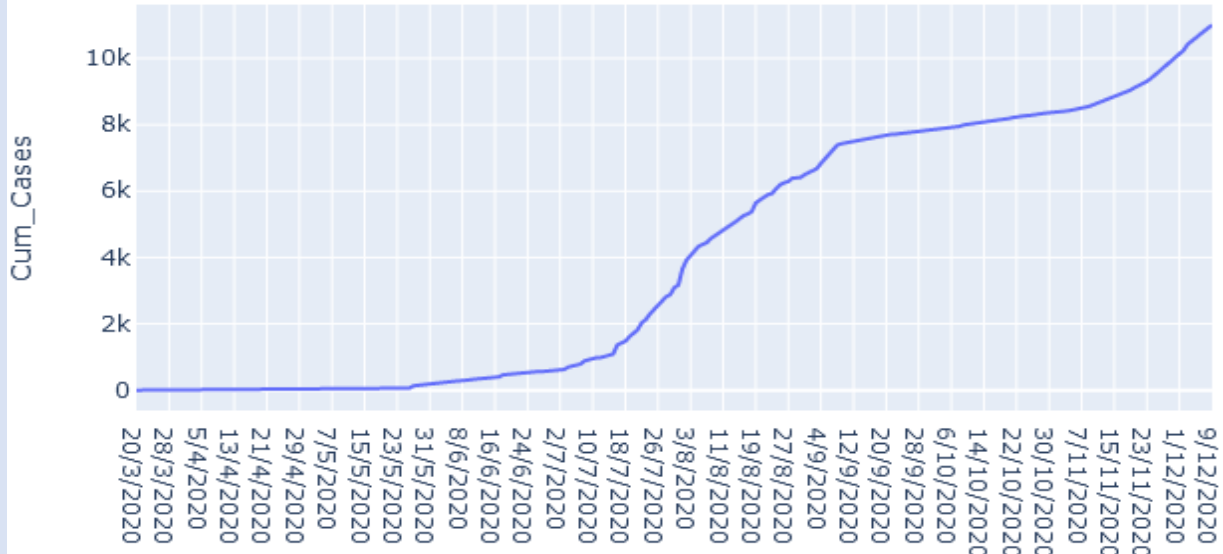


Province	PCR Tests	Cum Cases (New)	Recovered Cases (New)	Active Cases	Deaths (New)
Bulawayo	629	2720(31)	2083(63)	553	83(0)
Harare	762	3496(0)	3143(0)	212	141(0)
Manicaland	104	610(9)	548(7)	34	28(1)
Mash Cent	30	260(2)	233(0)	22	5(0)
Mash East	65	571(0)	492(0)	74	5(0)
Mash West	8	537(2)	339(0)	186	12(0)
Midlands	44	912(5)	809(0)	93	10(0)
Masvingo	30	349(12)	306(0)	35	8(0)
Mat North	31	457(10)	341(5)	113	3(0)
Mat South	0	1169(3)	959(31)	201	9(0)
<b>Total</b>	<b>1703</b>	<b>11081(74)</b>	<b>9253(106)</b>	<b>1523</b>	<b>305(1)</b>

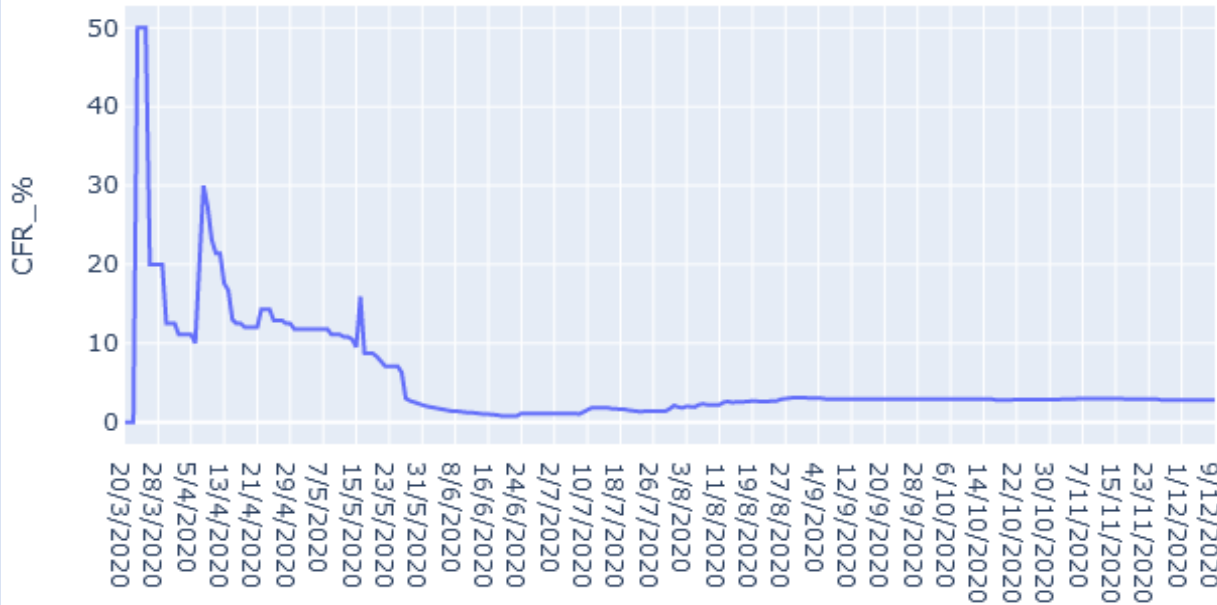
\*Provinces with new cases but zero PCR tests conducted respectively received results from NMRL, NTBRL and Lancet



### Zimbabwe Covid-19 Cumulative Cases



### Zimbabwe Covid-19 Case Fatality Rate



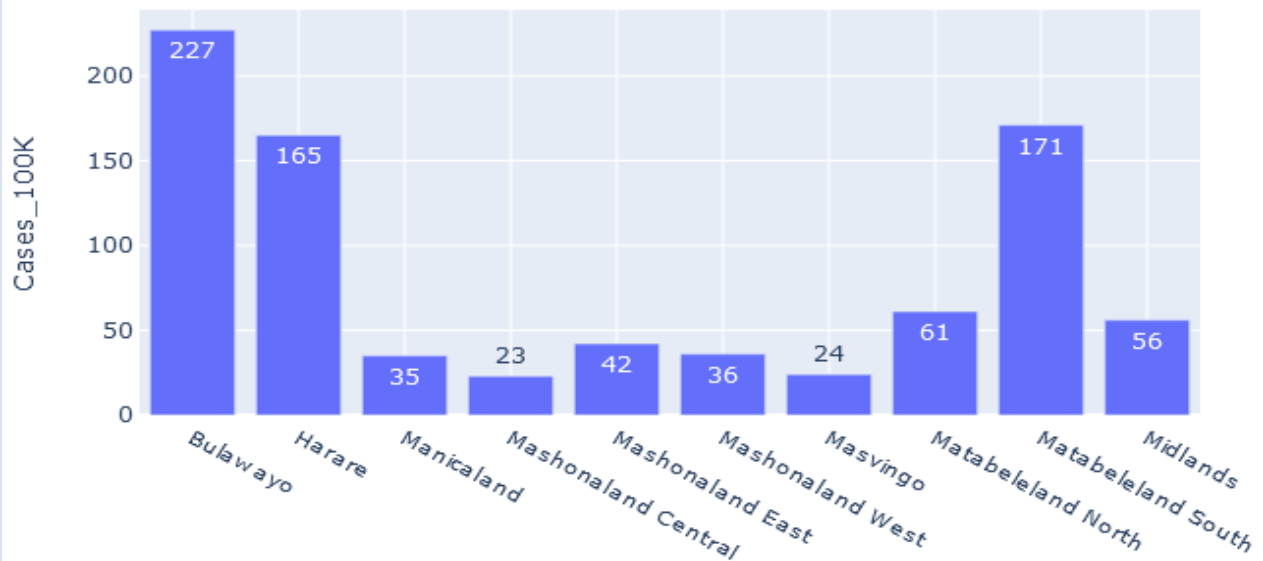
### COMMENTS

- Cumulative cases curve spiking
- National Case fatality Rate now stands at **2.7 %** as at 10/12/20

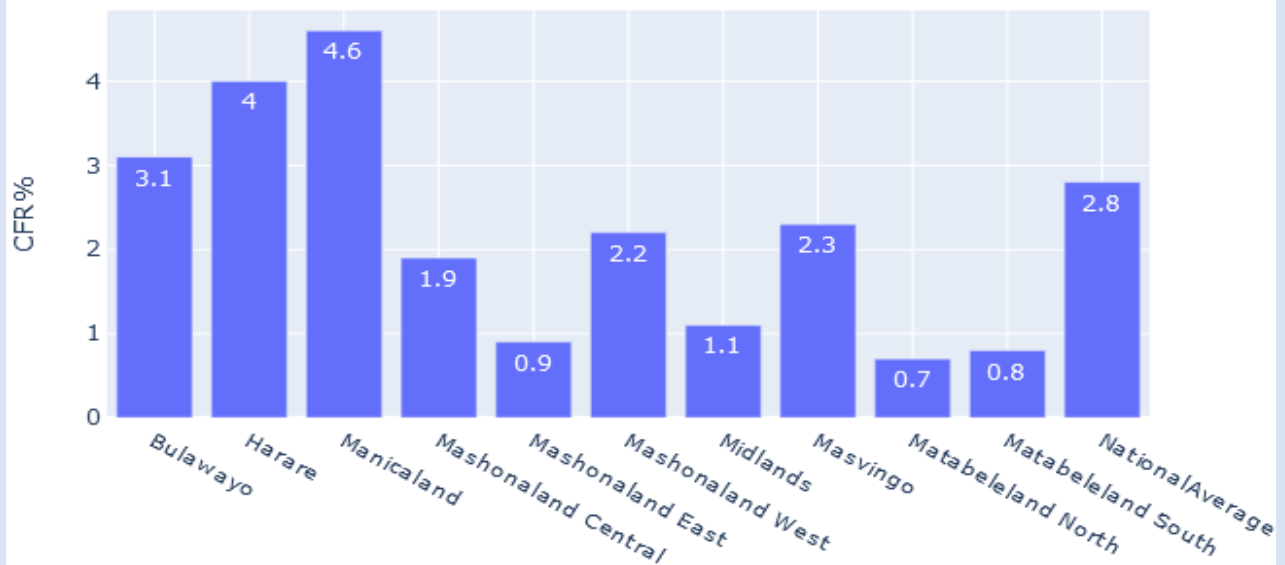


## PROVINCIAL ANALYTICS

### Zimbabwe Covid Cases Per 100K Popn



### Covid Cases Fatality Rate By Province



## COMMENTS

- Harare and Bulawayo have the highest number of cases per capita followed by Matabeleland South
- Manicaland, Bulawayo and Harare have case fatality ratios above the national average.



## CHARACTERISTICS OF CASES

### Age and Sex Distribution for Cases



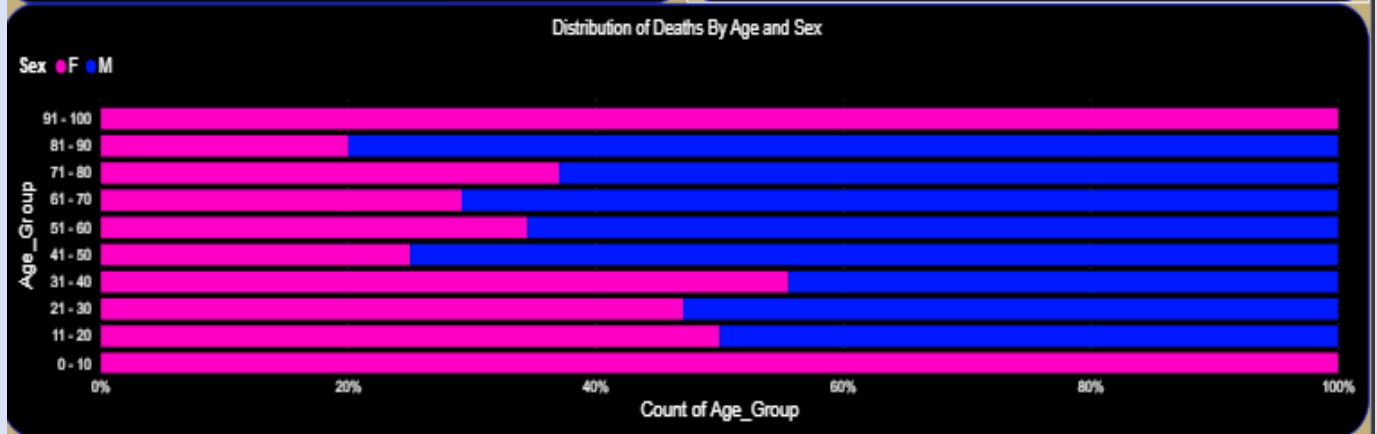
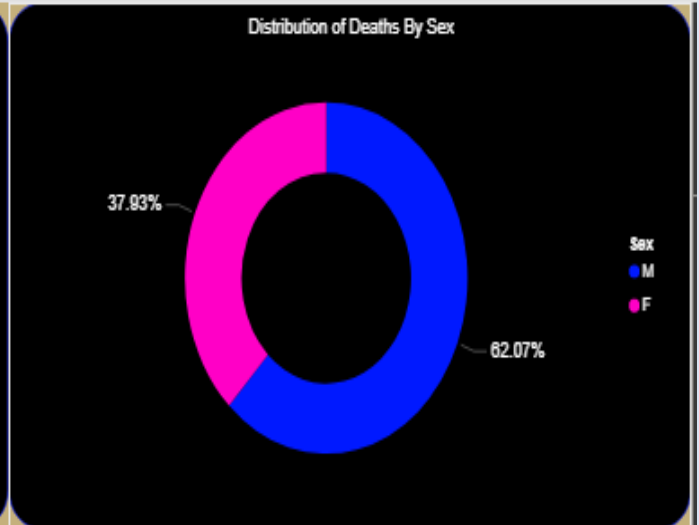
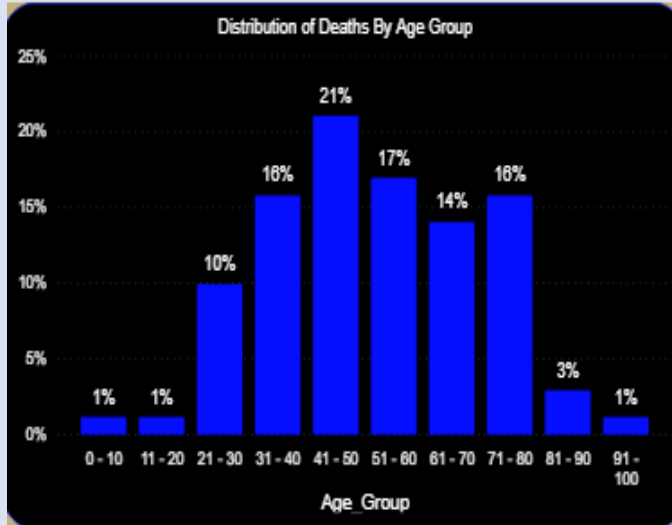
## COMMENTS

- More males affected when compared to females
- Most Covid-19 cases are in the 20 – 40 years age groups(57%)
- There are more females affected as age rises



## DEATHS ANALYSIS

### Age and Sex Distribution of Deaths



## COMMENTS

- Most Deaths are between 40 and 80 years of Age(68%)
- There are more deaths from males as age rises

## TESTING DATA

Test Type	Cumulative
PCR	183 694
RDT	110 743

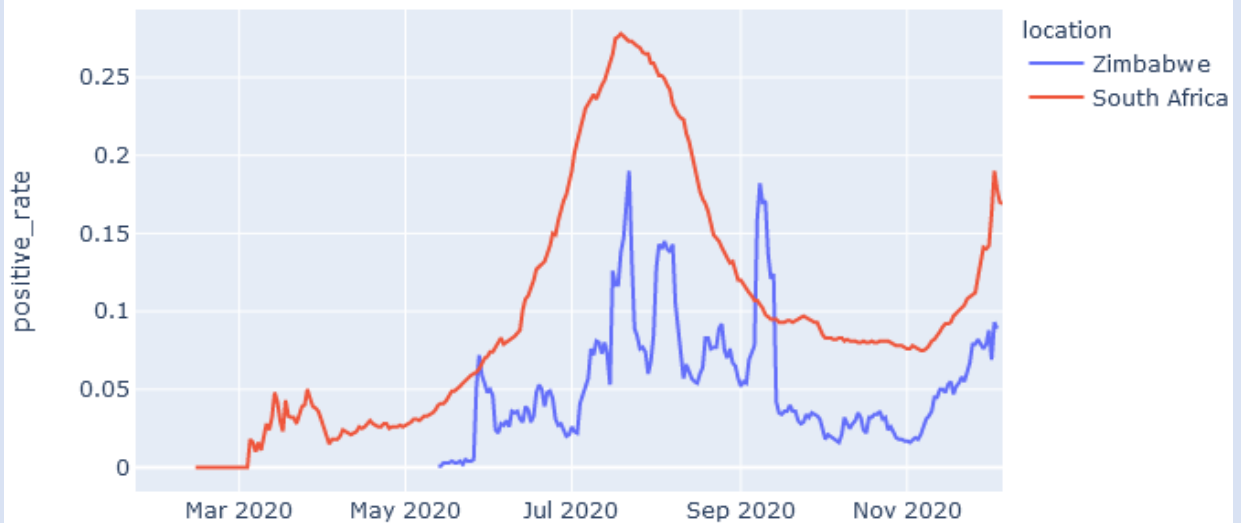


## Testing Trends

### Covid-19 Testing Trends



### Covid 19 Daily Positivity Comparison SA and Zimbabwe



## COMMENTS

- The Daily Positivity Comparison Data is as at 05/12/2020

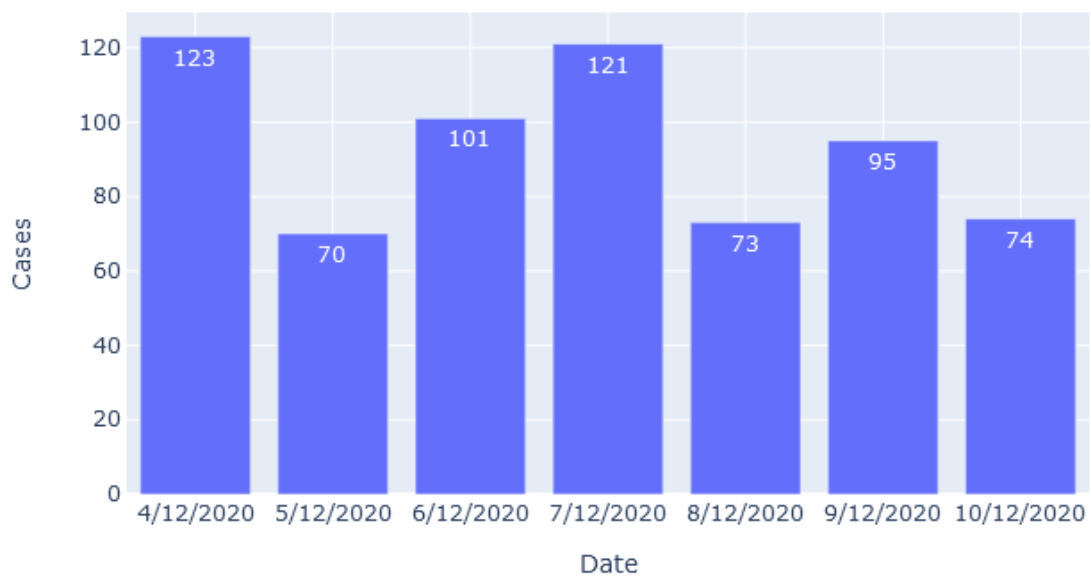
**\*Testing rates data is not available for other SADC countries**



## Regional Analyses

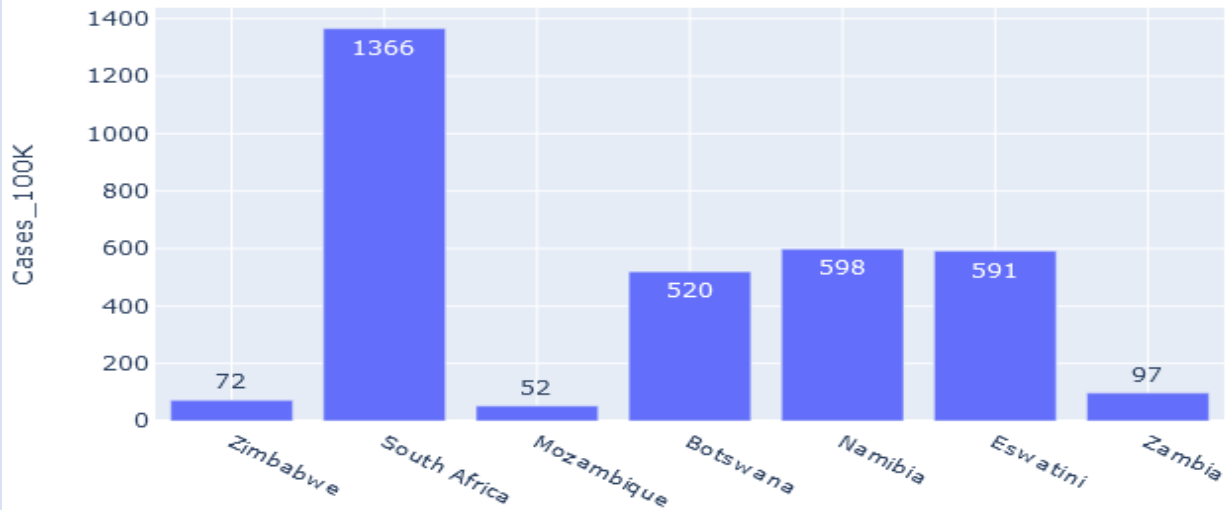
Country	Cumulative Cases	Cumulative Deaths
Zimbabwe	11 081	305
South Africa	821889	22432
Mozambique	16373	136
Botswana	12058	36
Namibia	15298	153
Eswatini	6563	124
Zambia	17963	364

Zimbabwe Covid-19 Cases In Last Seven Days

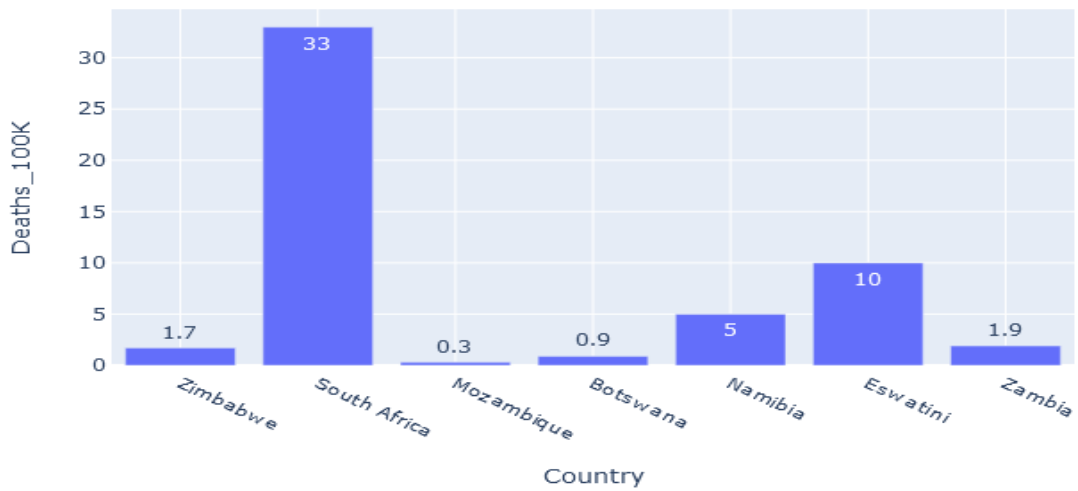




### SADC Covid Cases Per 100K Population



### SADC Covid Deaths Per 100K Population



### COMMENTS

- SA has now surpassed **810 000** cases and has the highest cases and deaths per capita in the SADC region

