

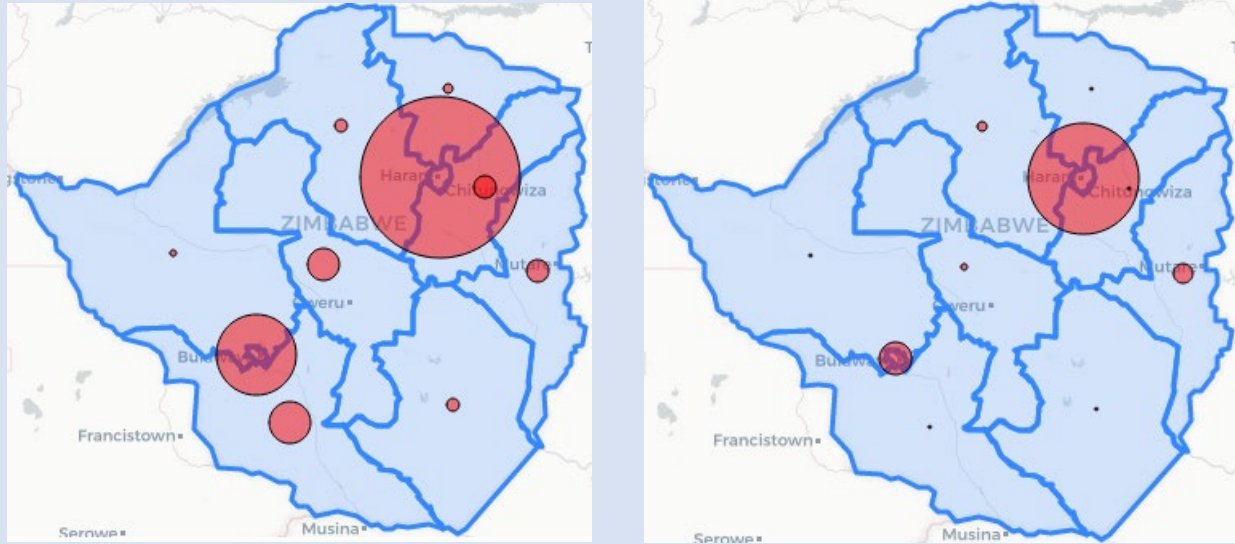


## Zimbabwe Covid-19 SitRep 11/12/2020

### HIGHLIGHTS TODAY

- **81** New Cases and **1** Death reported in the last 24 hours . ( 7 day rolling average\* for new cases falls to **87** from **94** yesterday).
- **1444** PCR tests done today (Positivity today was **5.6%**)
- All **81** are local cases (**1** Death reported by Manicaland )
- **64** new recoveries reported: National Recovery rate stands at **83.5%** and Active cases go up to **1532** today
- As of 11 December, Zimbabwe has now recorded **11162** Cases **9324** recoveries and **306** Deaths.

### CASES AND DEATHS DISTRIBUTION

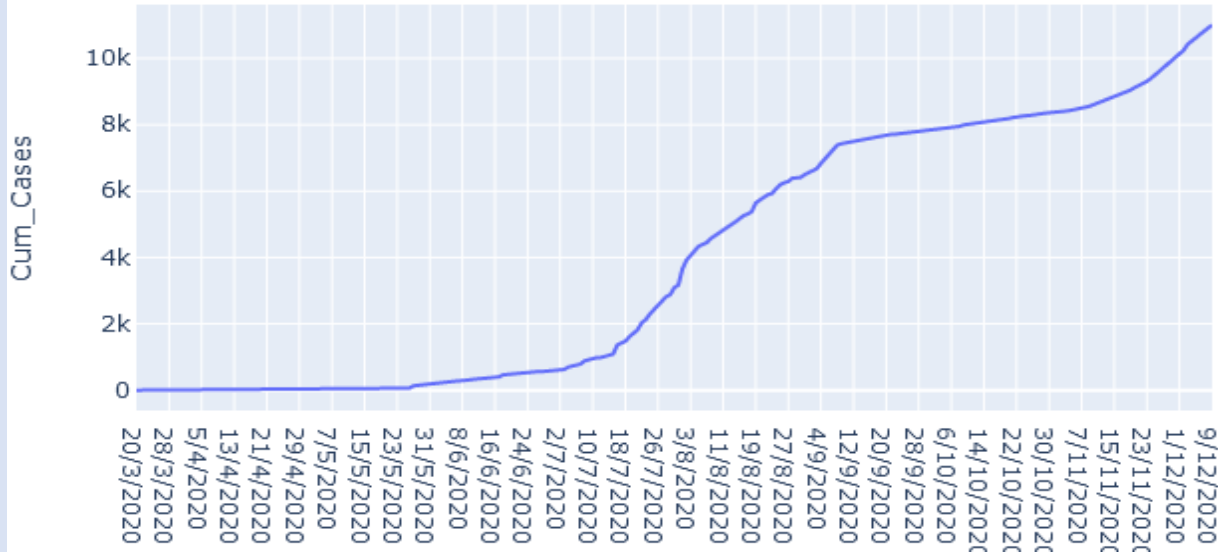


Province	PCR Tests	Cum Cases (New)	Recovered Cases (New)	Active Cases	Deaths (New)
Bulawayo	488	2792(72)	2122(39)	586	84(0)
Harare	692	3498(2)	3144(1)	213	141(0)
Manicaland	0	610(0)	555(0)	26	29(1)
Mash Cent	18	262(2)	233(0)	24	5(0)
Mash East	15	573(2)	516(24)	52	5(0)
Mash West	25	537(0)	339(0)	186	12(0)
Midlands	38	912(0)	809(0)	93	10(0)
Masvingo	48	350(1)	306(0)	36	8(0)
Mat North	21	459(2)	341(0)	115	3(0)
Mat South	99	1169(0)	959(0)	201	9(0)
<b>Total</b>	<b>1444</b>	<b>11162(81)</b>	<b>9324(64)</b>	<b>1532</b>	<b>306(1)</b>

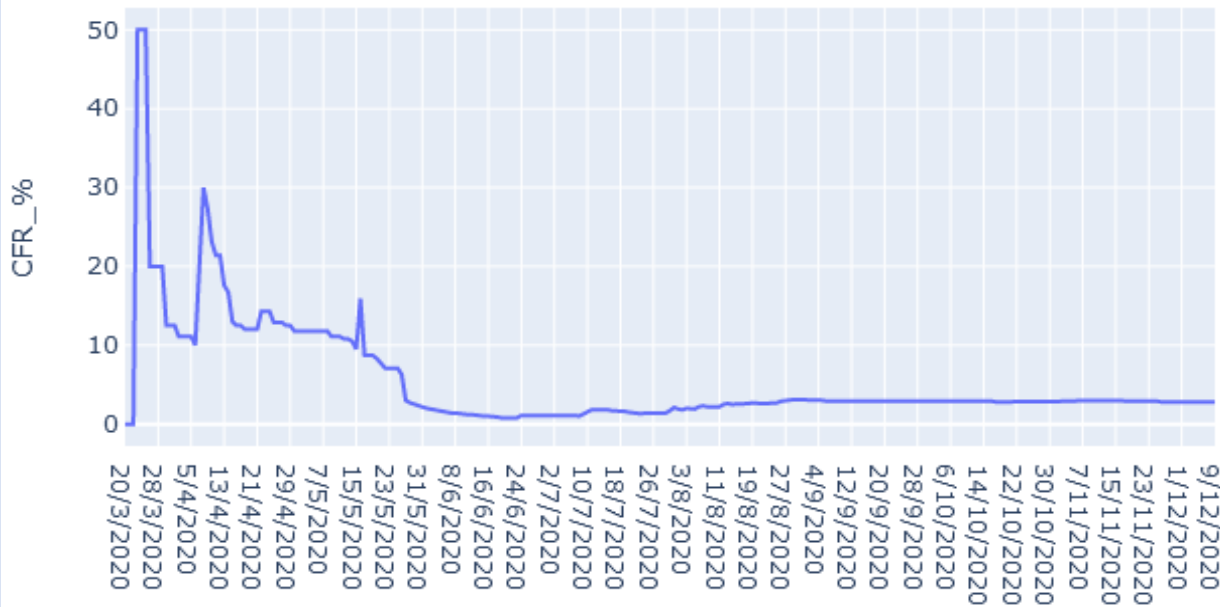
\*Provinces with new cases but zero PCR tests conducted respectively received results from NMRL, NTBRL and Lancet



### Zimbabwe Covid-19 Cumulative Cases



### Zimbabwe Covid-19 Case Fatality Rate



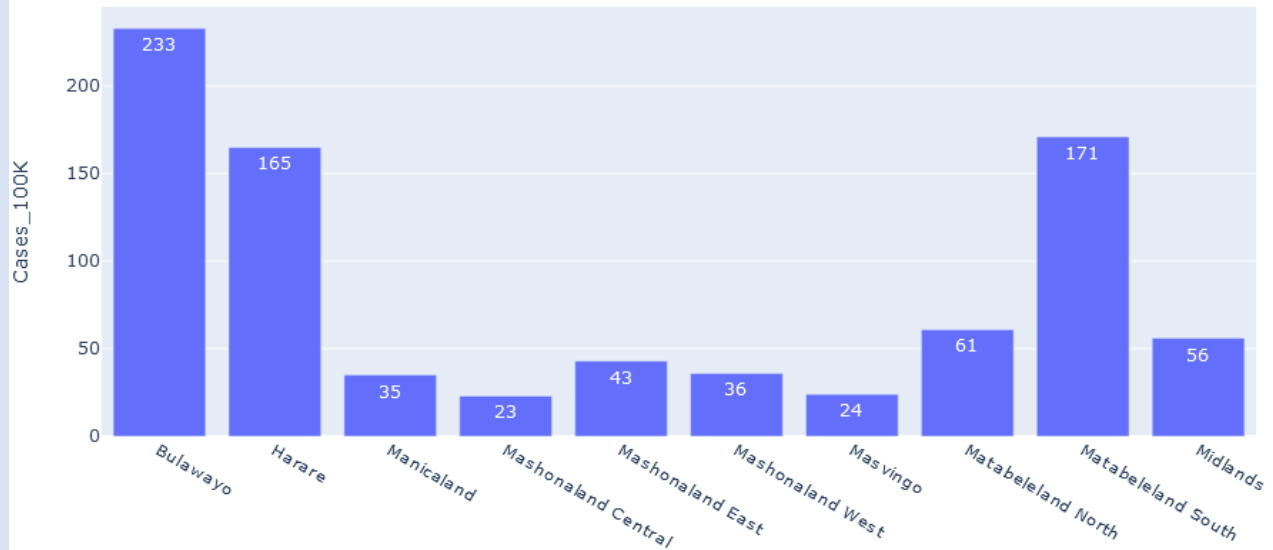
#### COMMENTS

- Cumulative cases curve spiking
- National Case fatality Rate now stands at **2.7 %** as at 11/12/20

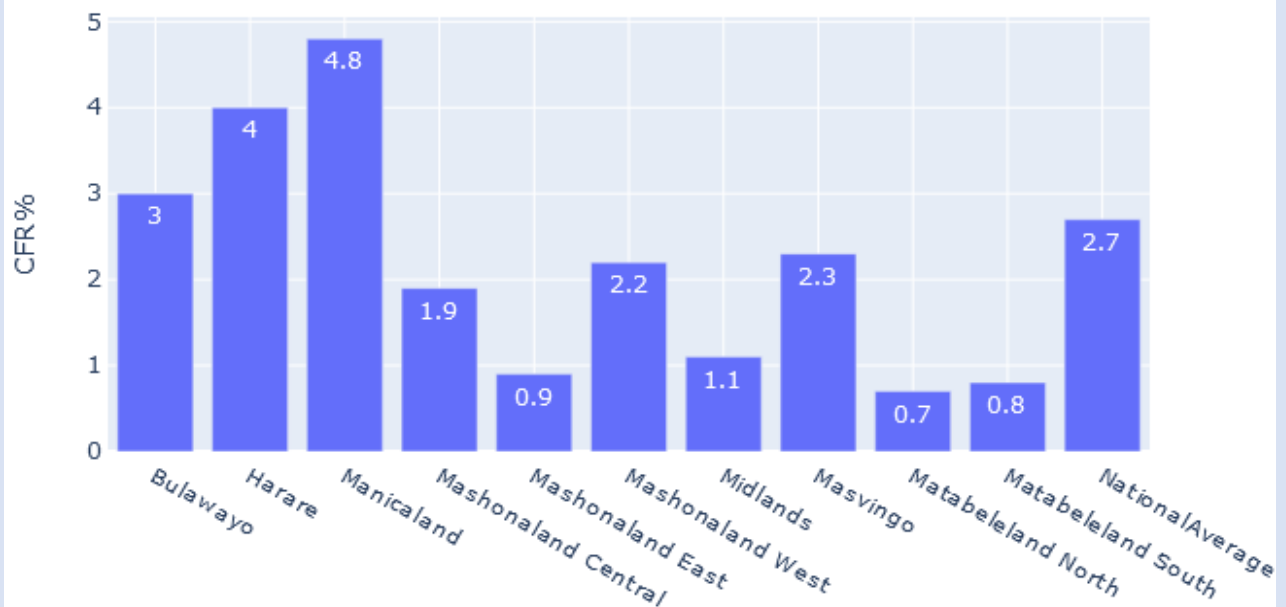


## PROVINCIAL ANALYTICS

Zimbabwe Covid Cases Per 100K Popn



## Covid Cases Fatality Rate By Province



## COMMENTS

- Harare and Bulawayo have the highest number of cases per capita followed by Matabeleland South
- Manicaland, Bulawayo and Harare have case fatality ratios above the national average.



## CHARACTERISTICS OF CASES

### Age and Sex Distribution for Cases



## COMMENTS

- More males affected when compared to females
- Most Covid-19 cases are in the 20 – 40 years age groups(57%)
- There are more females affected as age rises



## DEATHS ANALYSIS

### Age and Sex Distribution of Deaths



## COMMENTS

- Most Deaths are between 40 and 80 years of Age(68%)
- There are more deaths from males as age rises

## TESTING DATA

Test Type	Cumulative
PCR	185 138
RDT	110 765

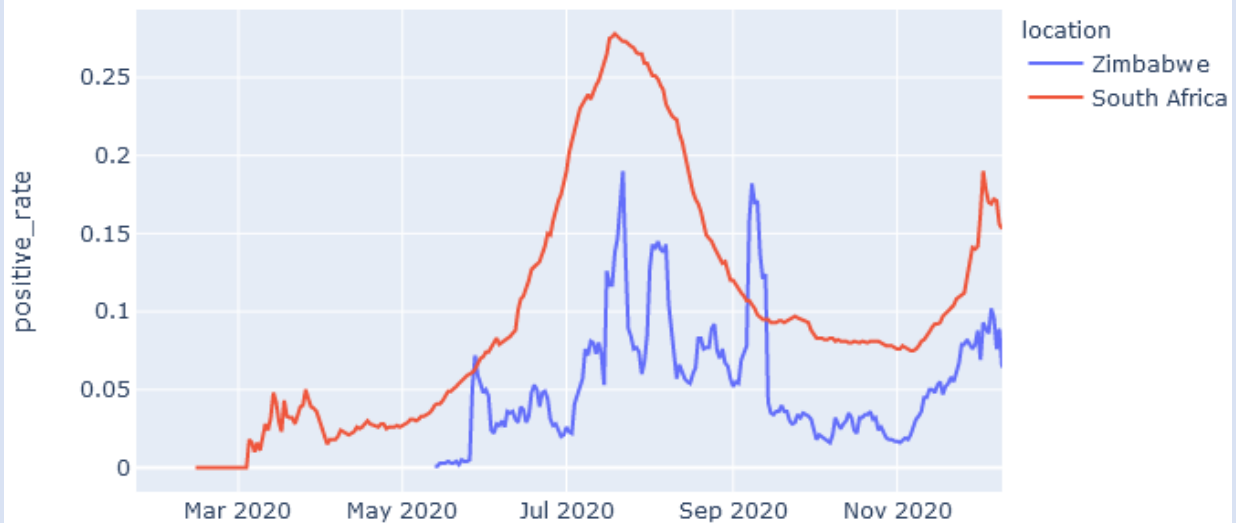


## Testing Trends

### Covid-19 Testing Trends



### Covid 19 Daily Positivity Comparison SA and Zimbabwe



## COMMENTS

- The Daily Positivity Comparison Data is as at 10/12/2020

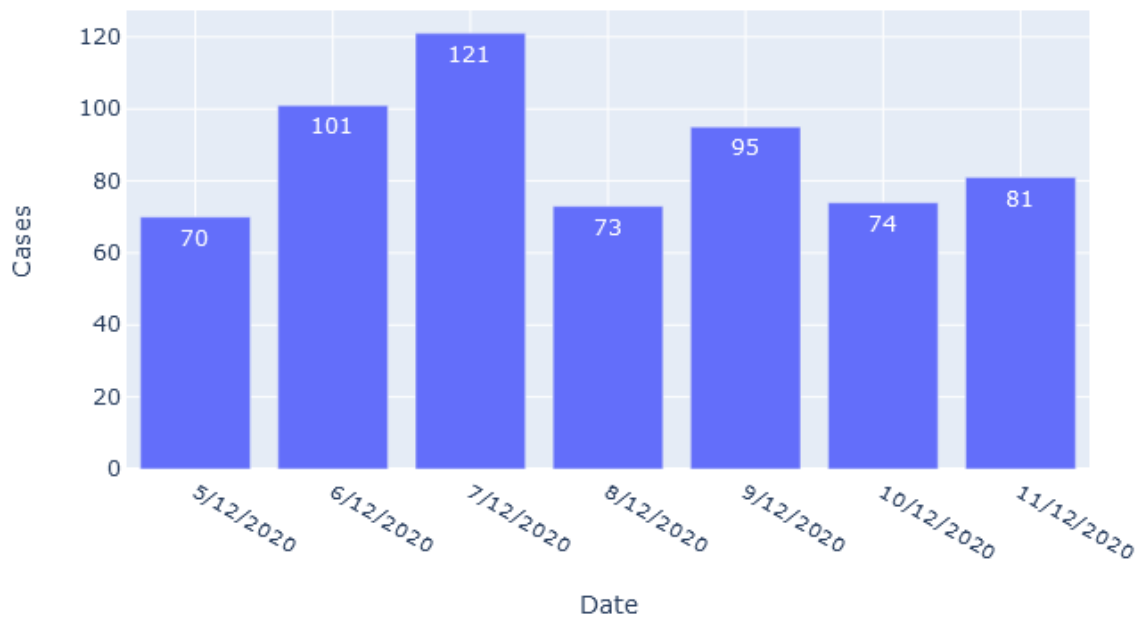
**\*Testing rates data is not available for other SADC countries**



## Regional Analyses

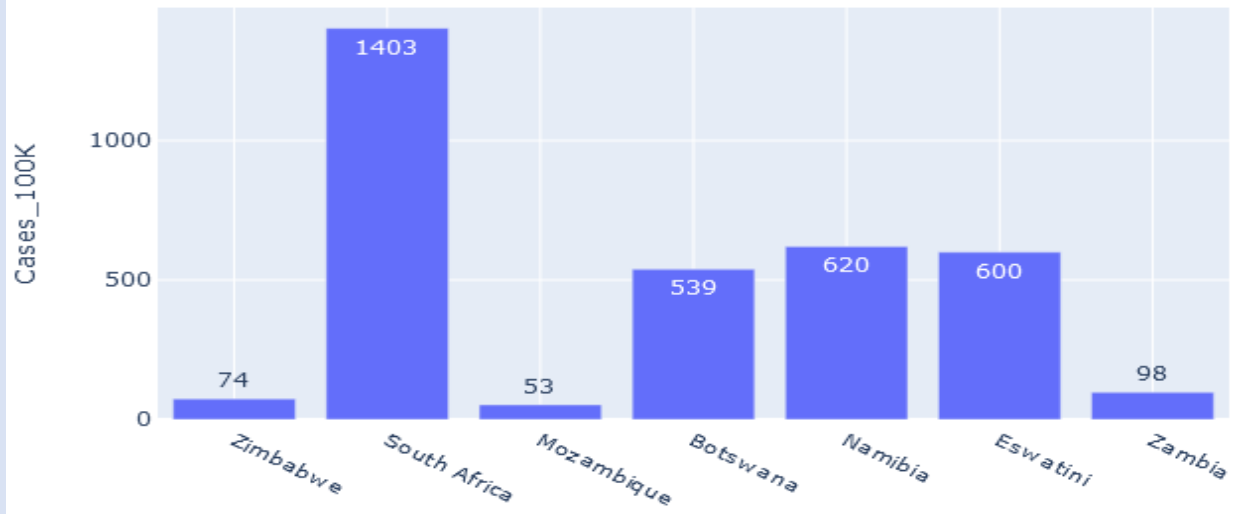
Country	Cumulative Cases	Cumulative Deaths
Zimbabwe	11 162	306
South Africa	836764	22747
Mozambique	16521	139
Botswana	12501	37
Namibia	15773	158
Eswatini	6633	126
Zambia	18091	364

Zimbabwe Covid-19 Cases In Last Seven Days

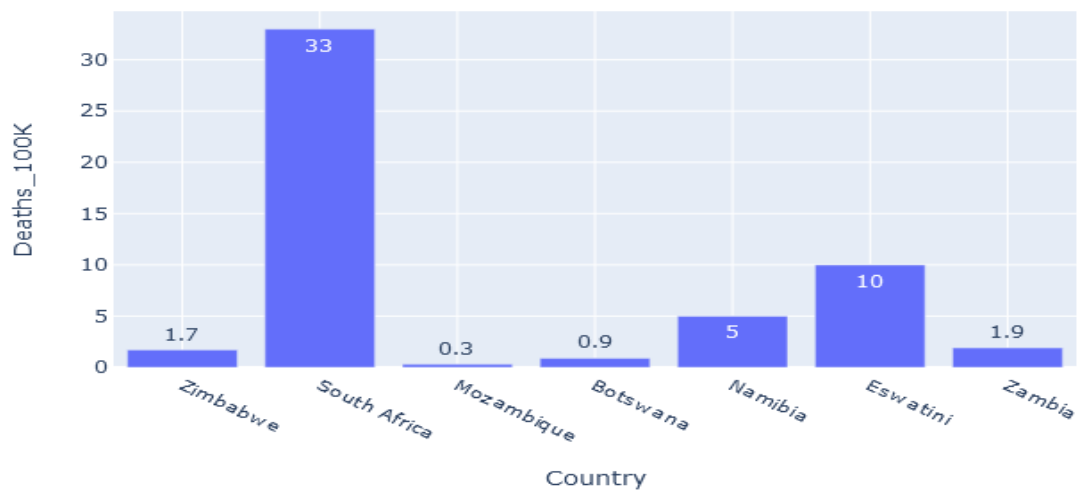




### SADC Covid Cases Per 100K Population



### SADC Covid Deaths Per 100K Population



### COMMENTS

- SA has now surpassed **830 000** cases and has the highest cases and deaths per capita in the SADC region

