

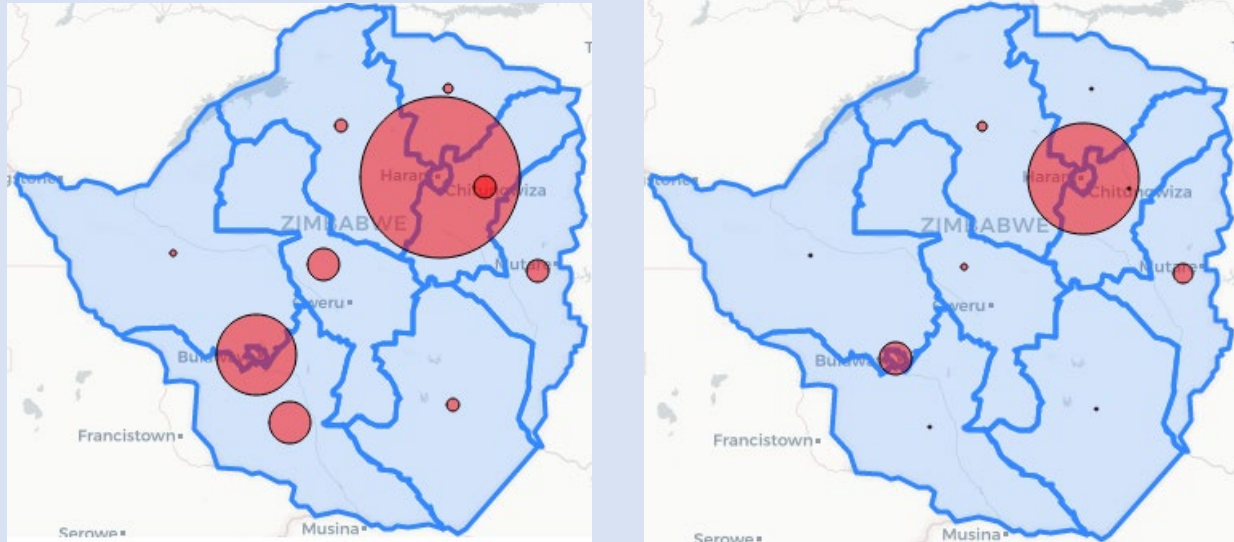


Zimbabwe Covid-19 SitRep 11/11/2020

HIGHLIGHTS TODAY

- **57** New Cases and **No** Deaths reported in the last 24 hours. (*7 day rolling average* for new cases rises to 34 from 29 yesterday*).
- **613** PCR tests done today (*Positivity today was 9.3%*)
- **33** are local cases and **24** are returnees from SA
- **6** new recoveries reported: National Recovery rate stands at **92.8%** and Active cases go up to **366** today
- As of 11 November 2020, Zimbabwe has now recorded **8667** Cases **8046** recoveries and **255** Deaths.

CASES AND DEATHS DISTRIBUTION

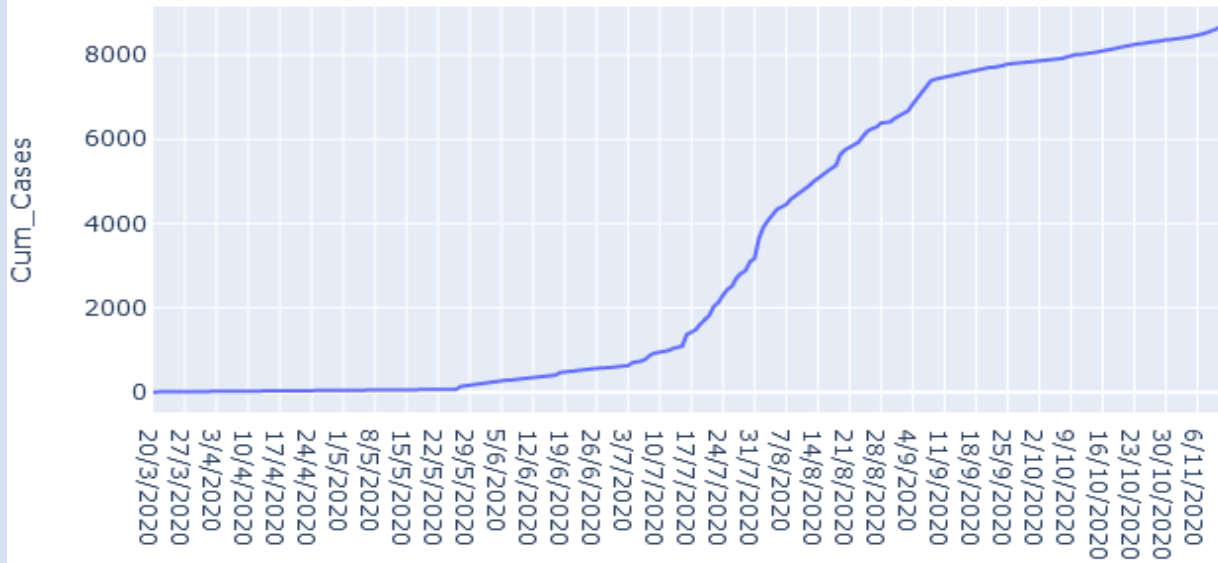


Province	PCR Tests	Cum Cases (New)	Recovered Cases (New)	Active Cases	Deaths (New)
Bulawayo	221	1767(15)	1598(5)	104	65(0)
Harare	222	3333(0)	3143(0)	69	121(0)
Manicaland	23	546(0)	502(1)	20	24(0)
Mash Cent	0	213(1)	207(0)	2	4(0)
Mash East	18	428(1)	410(0)	13	5(0)
Mash West	5	352(0)	338(0)	2	12(0)
Midlands	38	723(1)	666(0)	47	10(0)
Masvingo	49	269(10)	237(0)	29	3(0)
Mat North	37	168(5)	149(0)	16	3(0)
Mat South	0	868(24)	796(0)	64	8(0)
Total	613	8667(57)	8046(6)	366	255(0)

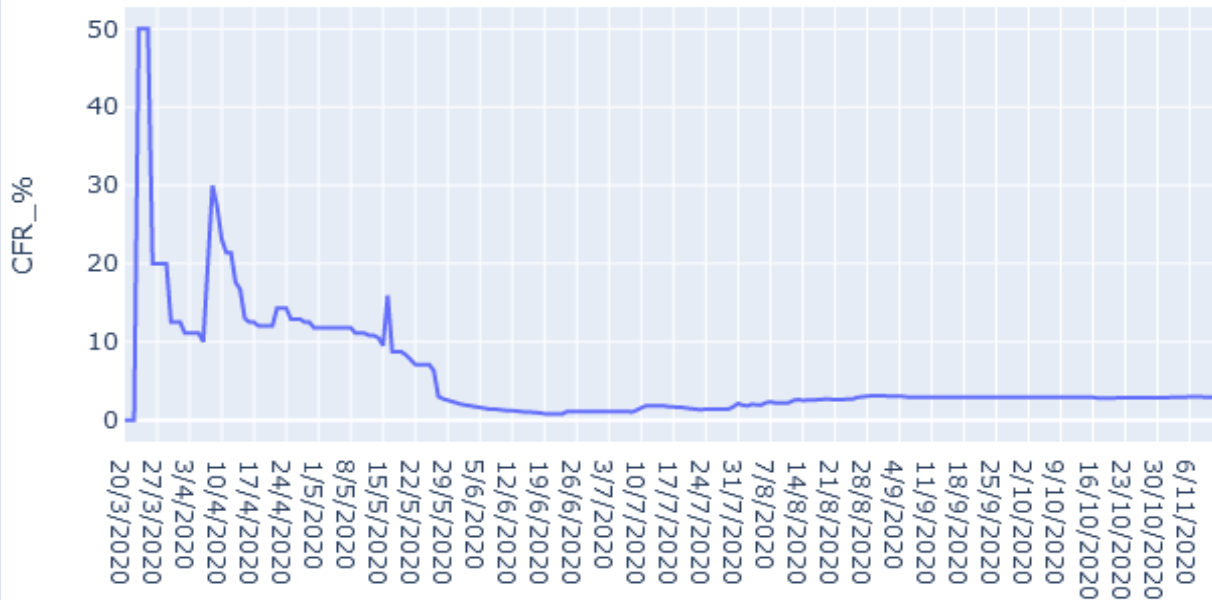
*Provinces with new cases but zero PCR tests conducted respectively received results from NMRL, NTBRL and Lancet



Zimbabwe Covid-19 Cumulative Cases



Zimbabwe Covid-19 Case Fatality Rate



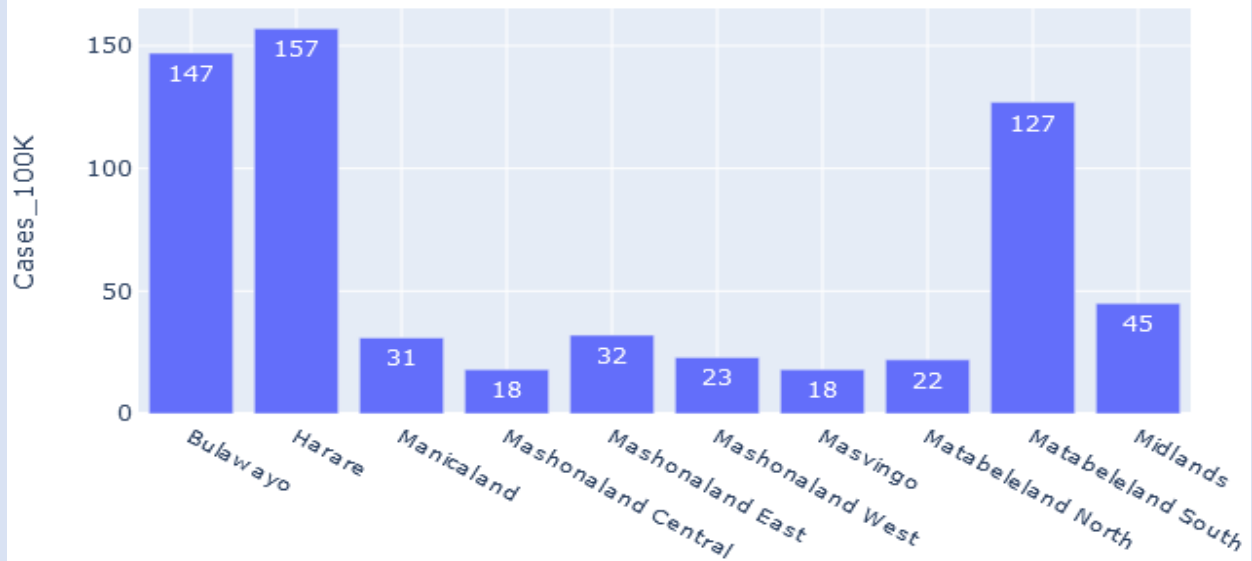
COMMENTS

- Cumulative cases curve spiking
- National Case fatality Rate now stands at **2.9 %** as at 11/11/20

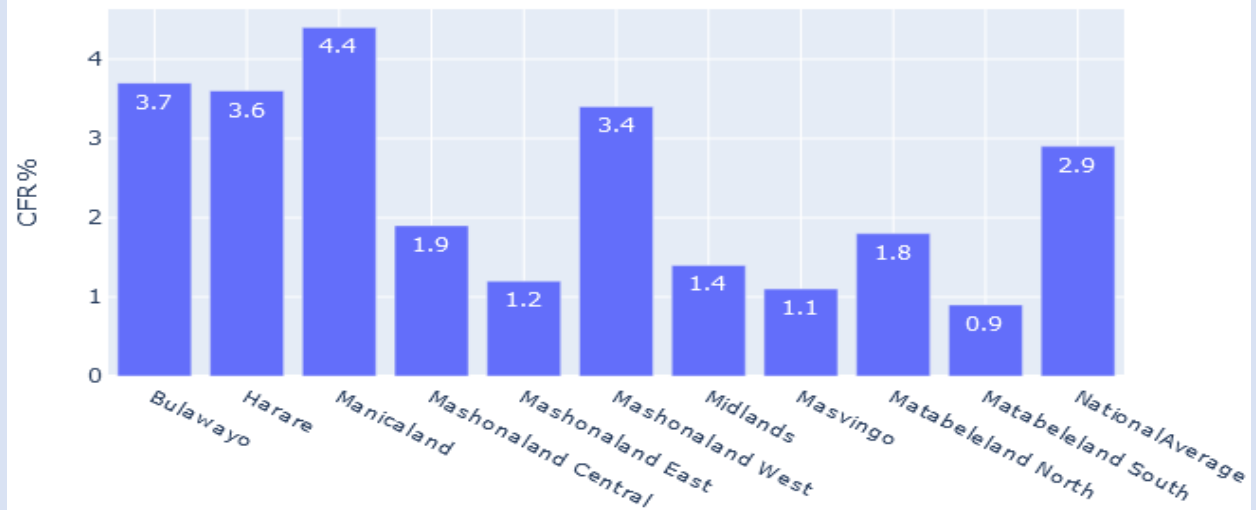


PROVINCIAL ANALYTICS

Zimbabwe Covid Cases Per 100K Popn



Covid Cases Fatality Rate By Province



COMMENTS

- Harare has the highest number of cases per capita followed by Bulawayo and Matabeleland South
- Manicaland, Mash West, Bulawayo and Harare have case fatality ratios above the national average.



CHARACTERISTICS OF CASES

Age and Sex Distribution for Cases



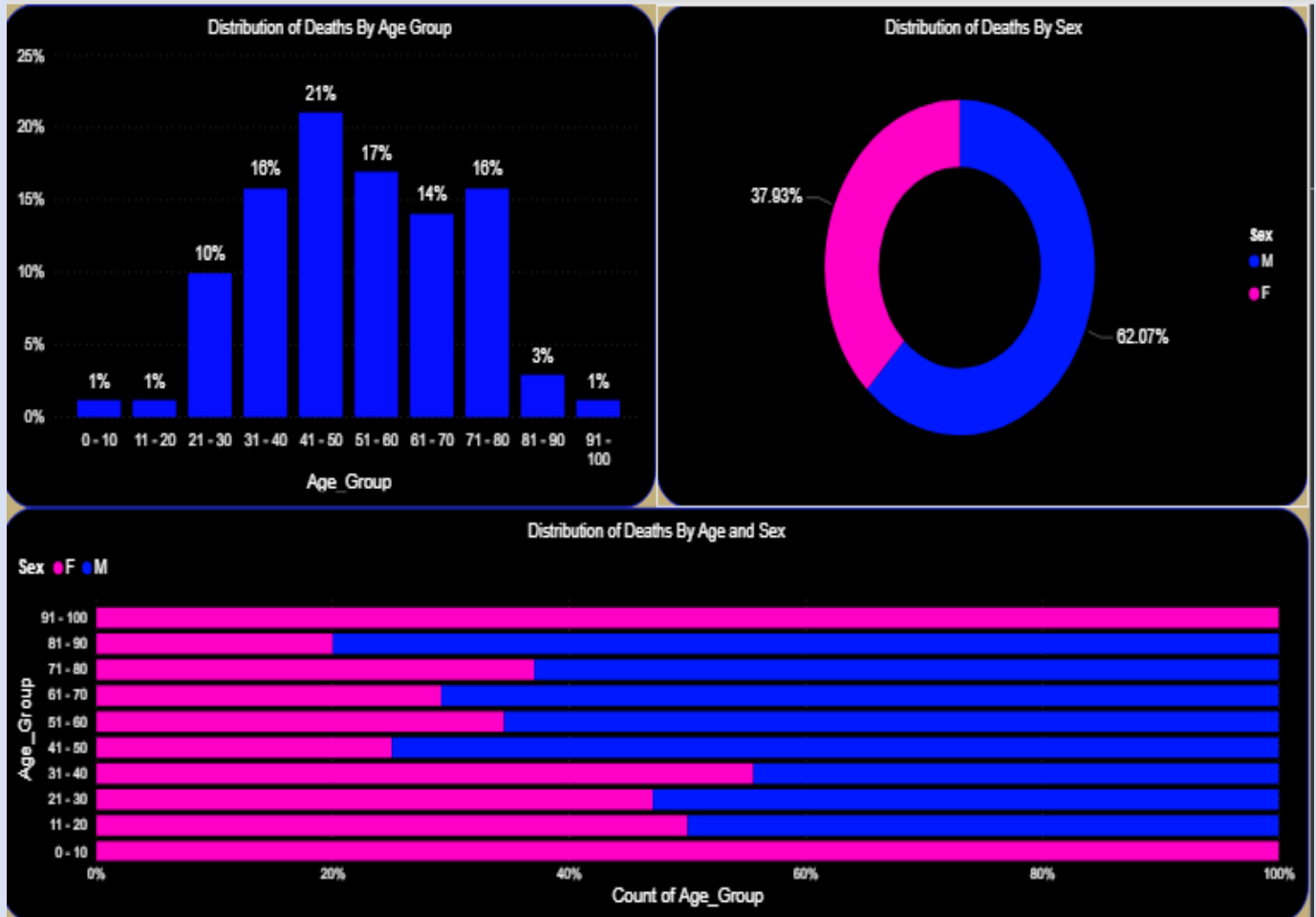
COMMENTS

- More males affected when compared to females
- Most Covid-19 cases are in the 20 – 40 years age groups(57%)
- There are more females affected as age rises



DEATHS ANALYSIS

Age and Sex Distribution of Deaths



COMMENTS

- Most Deaths are between 40 and 80 years of Age(68%)
- There are more deaths from males as age rises

TESTING DATA

Test Type	Cumulative
PCR	150 309
RDT	110 213

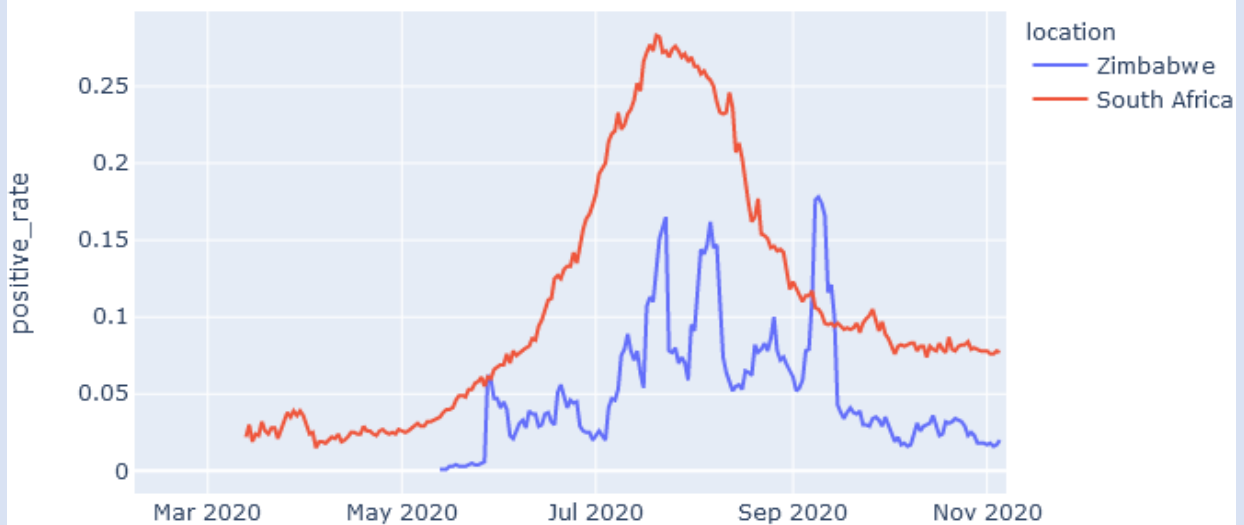


Testing Trends

Covid-19 Testing Trends



Covid 19 Daily Positivity Comparison SA and Zimbabwe



COMMENTS

- The Daily Positivity Comparison Data is as at 07/11/2020

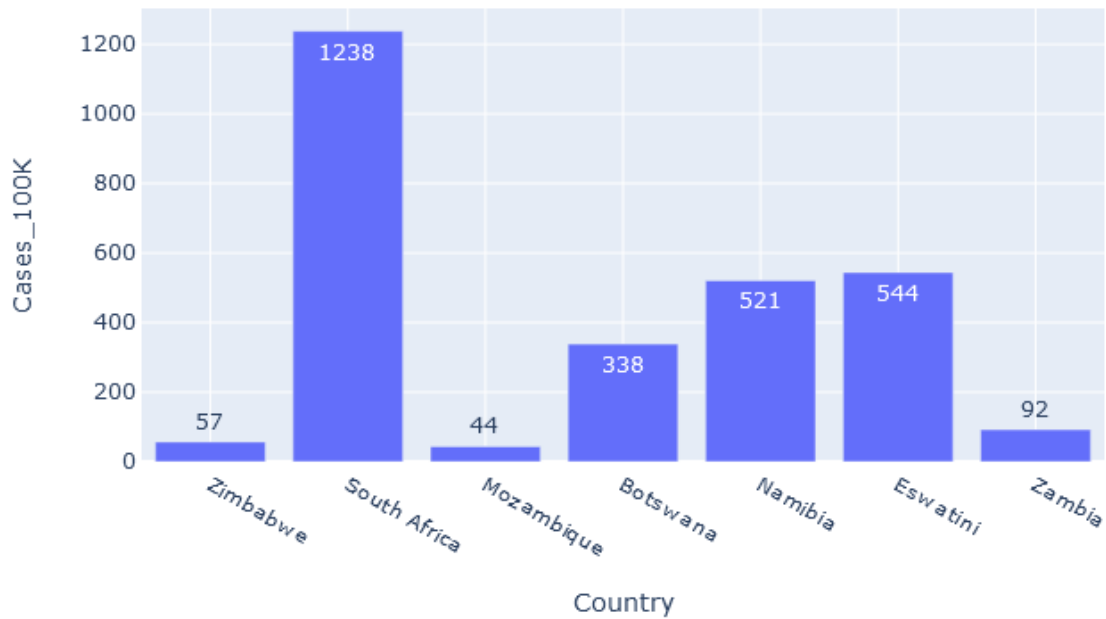
***Testing rates data is not available for other SADC countries**



Regional Analyses

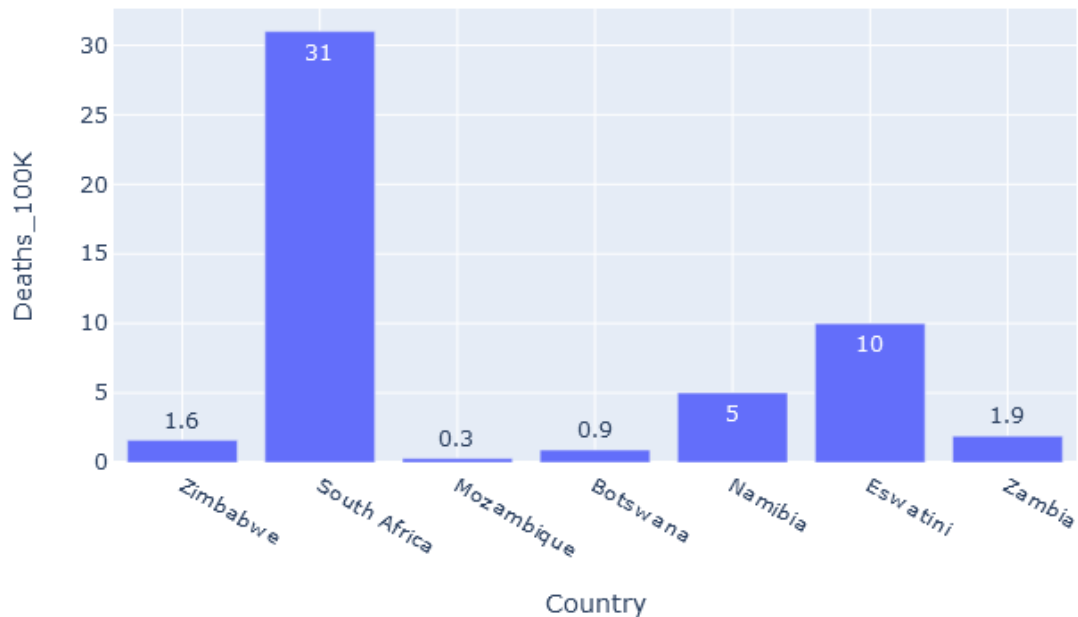
Country	Cumulative Cases	Cumulative Deaths
Zimbabwe	8667	255
South Africa	740254	19951
Mozambique	13892	99
Botswana	7835	27
Namibia	13253	134
Eswatini	6024	117
Zambia	16997	350

SADC Covid Cases Per 100K Population





SADC Covid Deaths Per 100K Population



COMMENTS

- SA has now surpassed **730 000** cases and has the highest cases and deaths per capita in the SADC region

#MaskUp #Social Distancing #Stay at Home # Lets Beat Corona

- **The Seven-Day Rolling average or moving average is used to take care of fluctuations in sample processing due by weekends or backlogs due to other operational issues. It is a mean of the last seven days' cases and it is calculated daily. It is used to highlight a finer trend of the variable being reported in this case New Covid-19 Cases in Zimbabwe.*
- *The Public is encouraged to keep following MOHCC prevention guidelines as a rise in cases has been noted with most cases reported by Bulawayo in the last two weeks*

