

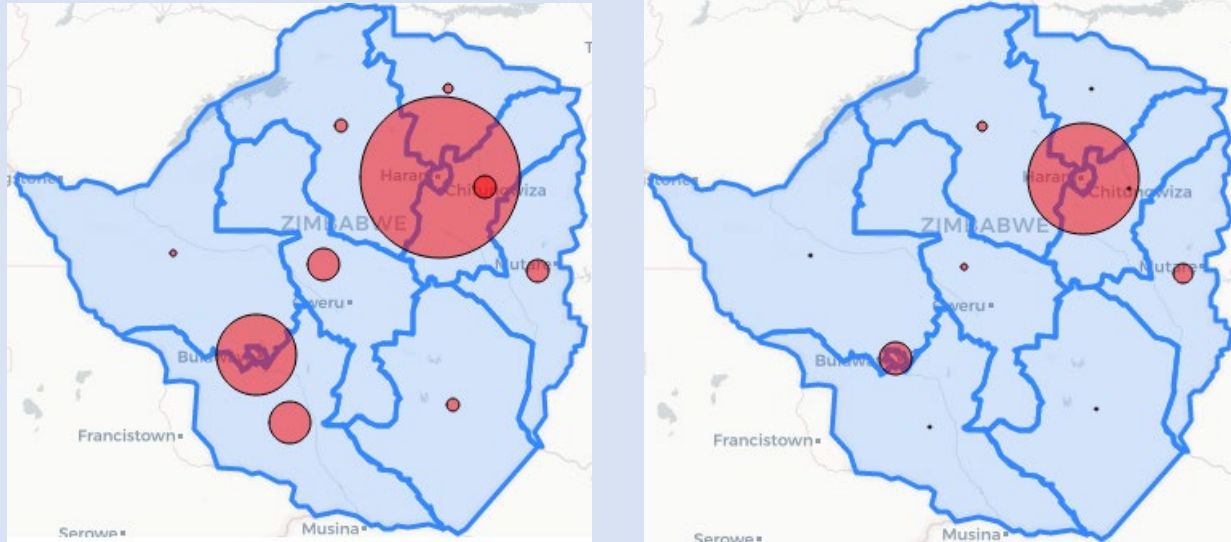


## Zimbabwe Covid-19 SitRep 12/12/2020

### HIGHLIGHTS TODAY

- **57** New Cases and **1** Death reported in the last 24 hours . ( 7 day rolling average\* for new cases falls to **86** from **87** yesterday).
- **1364** PCR tests done today (Positivity today was **4.2%**)
- **56** are local cases and **1** is a returnee from Mozambique ( Death reported by Bulawayo )
- **35** new recoveries reported: National Recovery rate stands at **83.4%** and Active cases go up to **1553** today
- As of 12 December, Zimbabwe has now recorded **11219** Cases **9359** recoveries and **307** Deaths.

### CASES AND DEATHS DISTRIBUTION

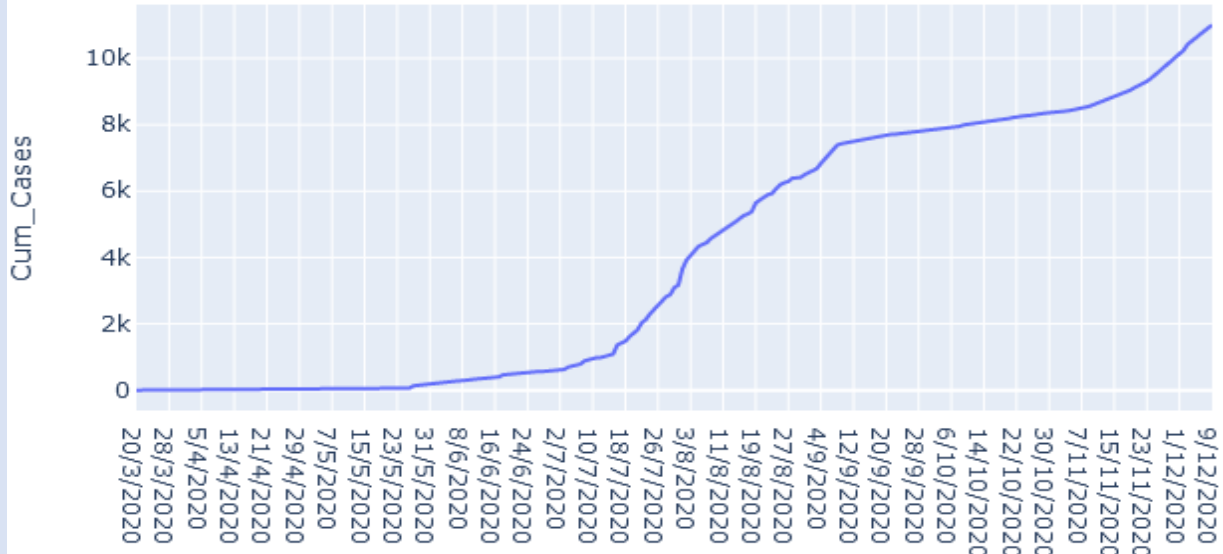


| Province     | PCR Tests   | Cum Cases (New)  | Recovered Cases (New) | Active Cases | Deaths (New)  |
|--------------|-------------|------------------|-----------------------|--------------|---------------|
| Bulawayo     | 359         | 2812(20)         | 2157(35)              | 570          | 85(1)         |
| Harare       | 599         | 3498(0)          | 3144(0)               | 213          | 141(0)        |
| Manicaland   | 89          | 624(14)          | 555(0)                | 40           | 29(0)         |
| Mash Cent    | 66          | 262(0)           | 233(0)                | 24           | 5(0)          |
| Mash East    | 10          | 573(0)           | 516(0)                | 52           | 5(0)          |
| Mash West    | 9           | 537(0)           | 339(0)                | 186          | 12(0)         |
| Midlands     | 10          | 912(0)           | 809(0)                | 93           | 10(0)         |
| Masvingo     | 75          | 369(19)          | 306(0)                | 55           | 8(0)          |
| Mat North    | 27          | 463(4)           | 341(0)                | 119          | 3(0)          |
| Mat South    | 120         | 1169(0)          | 959(0)                | 201          | 9(0)          |
| <b>Total</b> | <b>1364</b> | <b>11219(57)</b> | <b>9359(35)</b>       | <b>1553</b>  | <b>307(1)</b> |

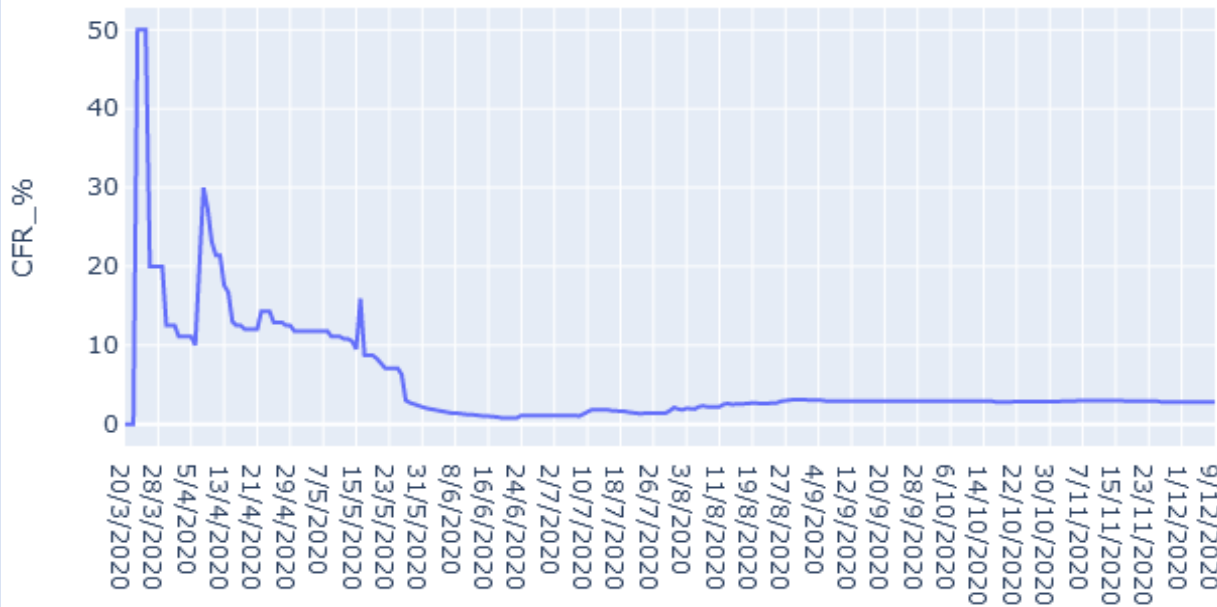
\*Provinces with new cases but zero PCR tests conducted respectively received results from NMRL, NTBRL and Lancet



### Zimbabwe Covid-19 Cumulative Cases



### Zimbabwe Covid-19 Case Fatality Rate



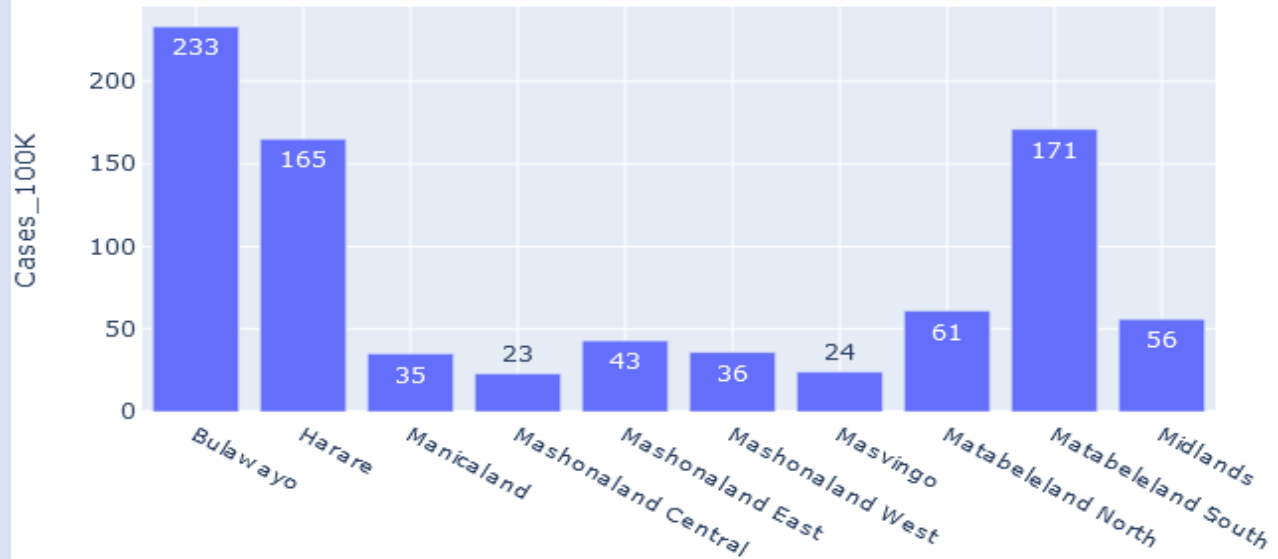
### COMMENTS

- Cumulative cases curve spiking
- National Case fatality Rate now stands at **2.7 %** as at 12/12/20

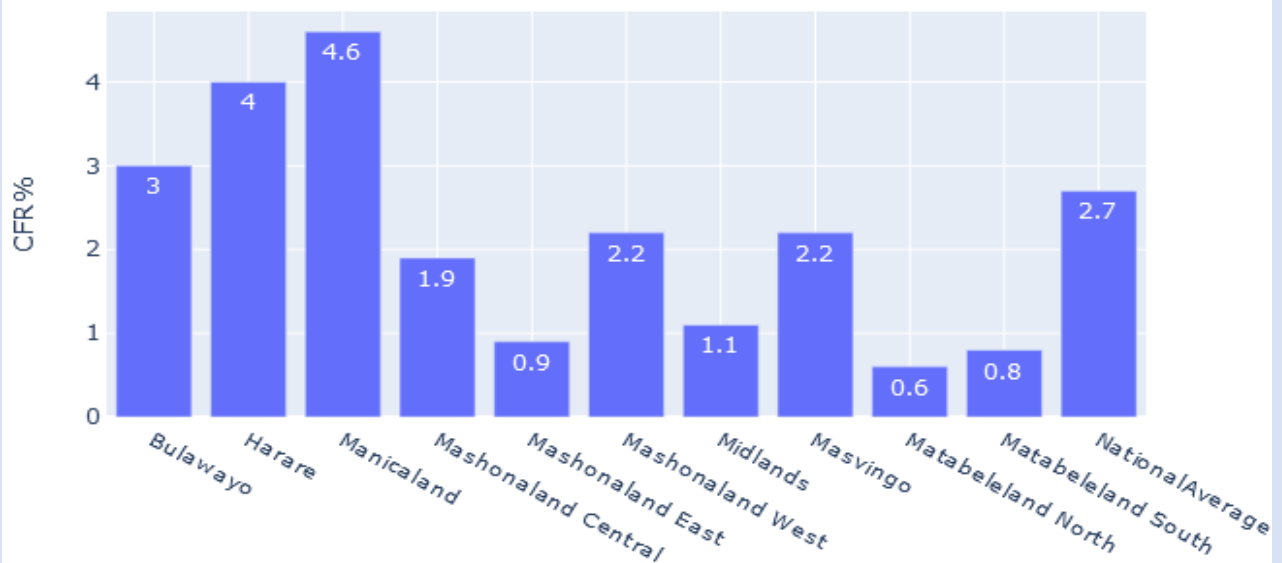


## PROVINCIAL ANALYTICS

### Zimbabwe Covid Cases Per 100K Popn



### Covid Cases Fatality Rate By Province



## COMMENTS

- Harare and Bulawayo have the highest number of cases per capita followed by Matabeleland South
- Manicaland, Bulawayo and Harare have case fatality ratios above the national average.



## CHARACTERISTICS OF CASES

### Age and Sex Distribution for Cases



## COMMENTS

- More males affected when compared to females
- Most Covid-19 cases are in the 20 – 40 years age groups(57%)
- There are more females affected as age rises



## DEATHS ANALYSIS

### Age and Sex Distribution of Deaths



## COMMENTS

- Most Deaths are between 40 and 80 years of Age(68%)
- There are more deaths from males as age rises

## TESTING DATA

| Test Type | Cumulative |
|-----------|------------|
| PCR       | 186 502    |
| RDT       | 110 779    |

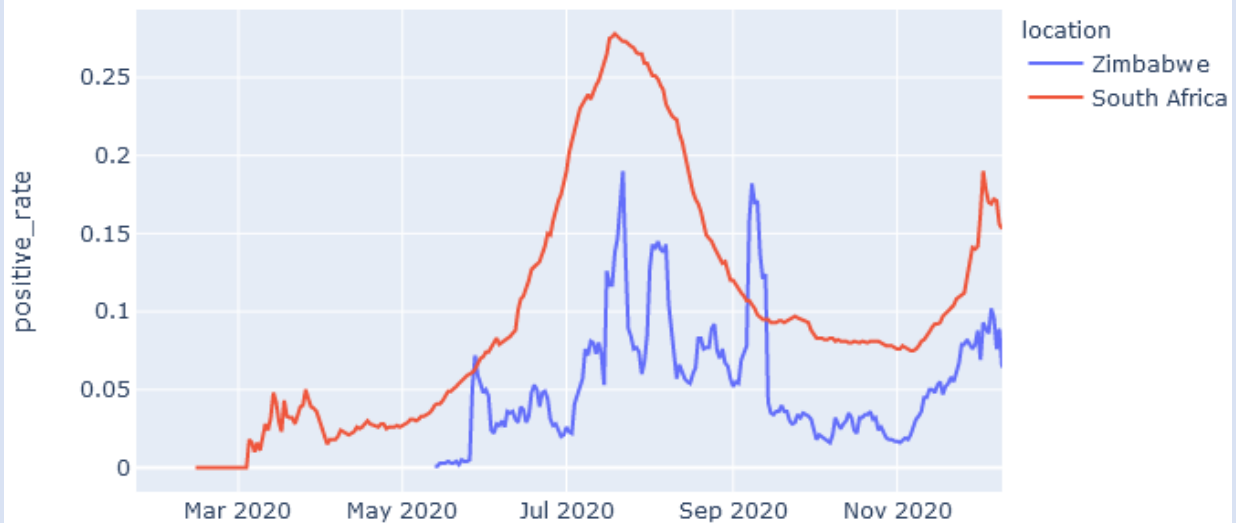


## Testing Trends

### Covid-19 Testing Trends



### Covid 19 Daily Positivity Comparison SA and Zimbabwe



## COMMENTS

- The Daily Positivity Comparison Data is as at 10/12/2020

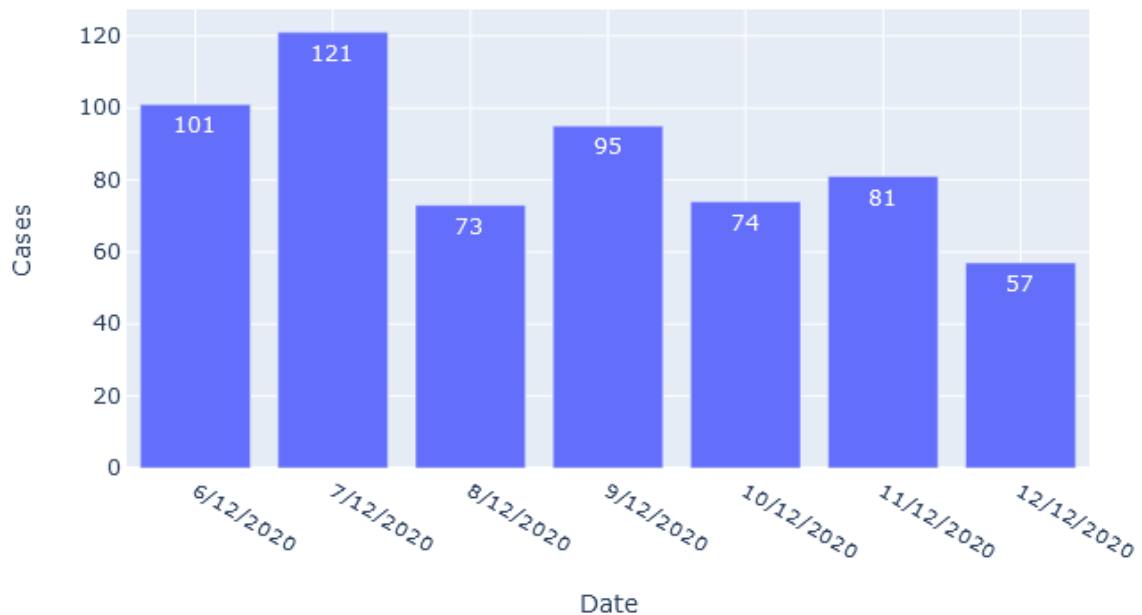
**\*Testing rates data is not available for other SADC countries**



## Regional Analyses

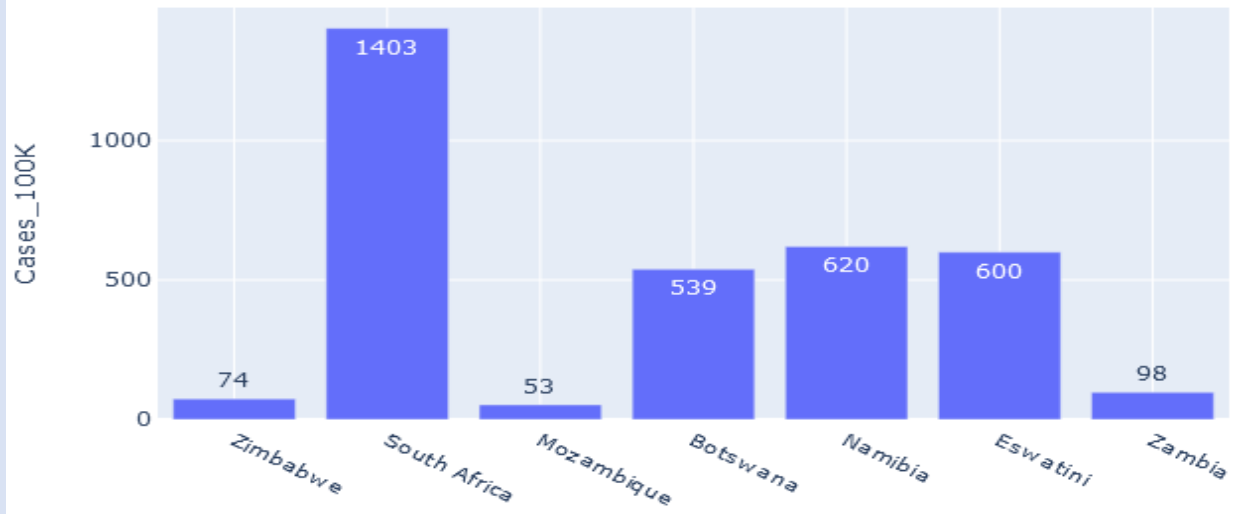
| Country      | Cumulative Cases | Cumulative Deaths |
|--------------|------------------|-------------------|
| Zimbabwe     | 11 219           | 307               |
| South Africa | 845083           | 22952             |
| Mozambique   | 16680            | 139               |
| Botswana     | 12501            | 37                |
| Namibia      | 16269            | 160               |
| Eswatini     | 6685             | 126               |
| Zambia       | 18217            | 366               |

Zimbabwe Covid-19 Cases In Last Seven Days

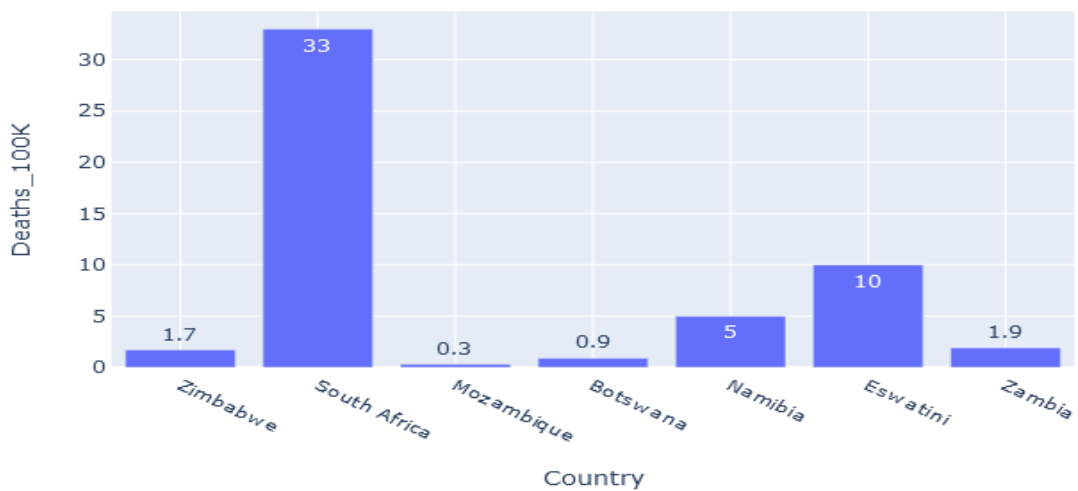




### SADC Covid Cases Per 100K Population



### SADC Covid Deaths Per 100K Population



### COMMENTS

- SA has now surpassed **840 000** cases and has the highest cases and deaths per capita in the SADC region

