



Zimbabwe Covid-19 SitRep 12/09/2020

HIGHLIGHTS TODAY

- **29** New Cases and **No** Deaths reported in the last 24 hours. (*7 day rolling average* for new cases further goes down to 76 from 92 yesterday*).
- **1189** PCR tests done today (*positivity for was again 2.4%*)
- All **29** are local cases.
- **15** total new recoveries reported: National Recovery rate stands at **76%** and Active cases go up to **1609** today
- As of 12 September 2020, Zimbabwe has now recorded **7508** Cases **5675** recoveries and **224** Deaths.

CASES AND DEATHS DISTRIBUTION

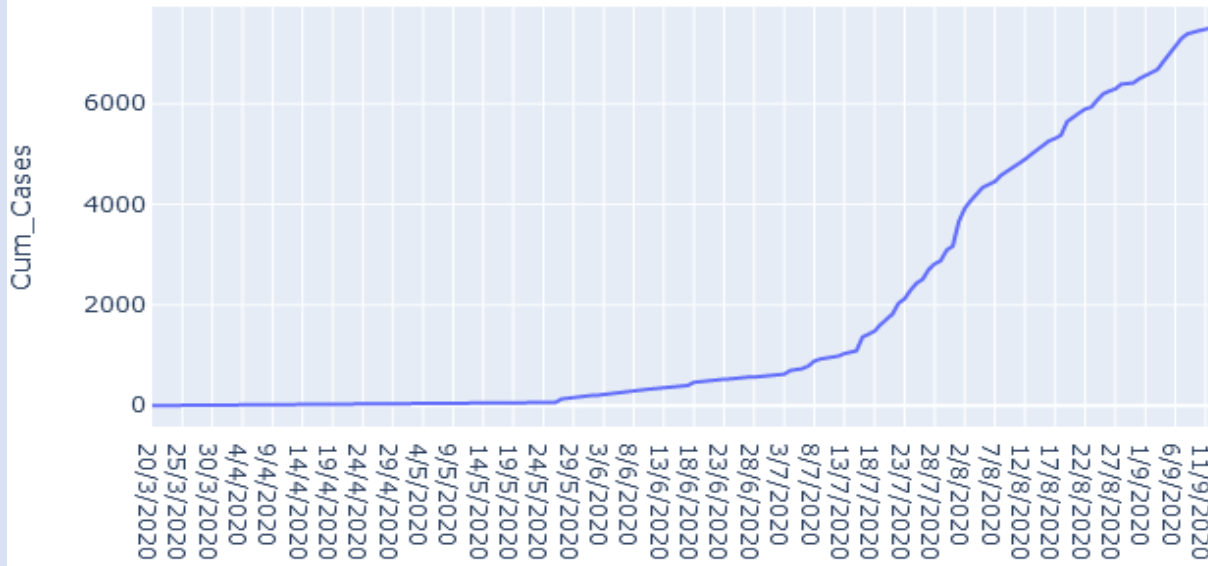


Province	PCR Tests	Cum Cases (New)	Recovered Cases (New)	Active Cases	Deaths(New)
Bulawayo	408	1344(8)	1199(0)	103	42(0)
Harare	683	3175(10)	2006(0)	1049	120(0)
Manicaland	94	444(8)	385(14)	38	21(0)
Mash Cent	0	181(2)	156(0)	21	4(0)
Mash East	0	374(0)	357(0)	13	4(0)
Mash West	0	312(0)	156(0)	144	12(0)
Midlands	4	571(0)	519(0)	43	9(0)
Masvingo	0	229(0)	221(0)	6	2(0)
Mat North	0	121(0)	107(1)	11	3(0)
Mat South	0	757(1)	569(0)	181	7(0)
Total	1189	7508(29)	5675(15)	1609	224(0)

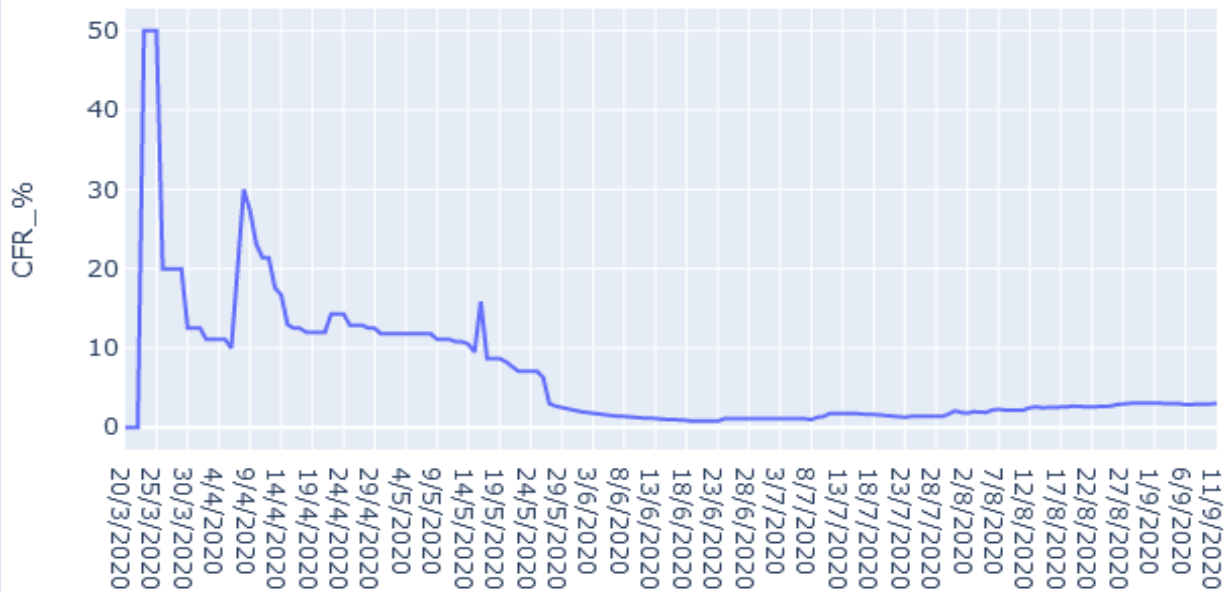
*Provinces with new cases but zero PCR tests conducted received results from NMRL,NTBRL and Lancet



Zimbabwe Covid-19 Cumulative Cases



Zimbabwe Covid-19 Case Fatality Rate



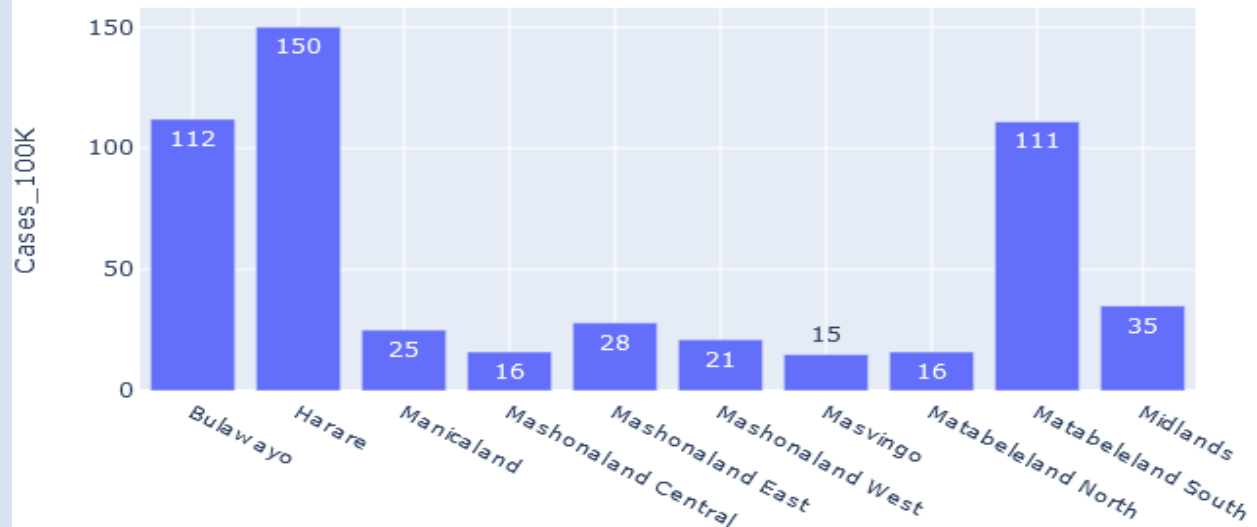
COMMENTS

- Cumulative cases curve remains on an upward trend
- National Case fatality Rate now stands at **3.0 %** as at 12/9/20

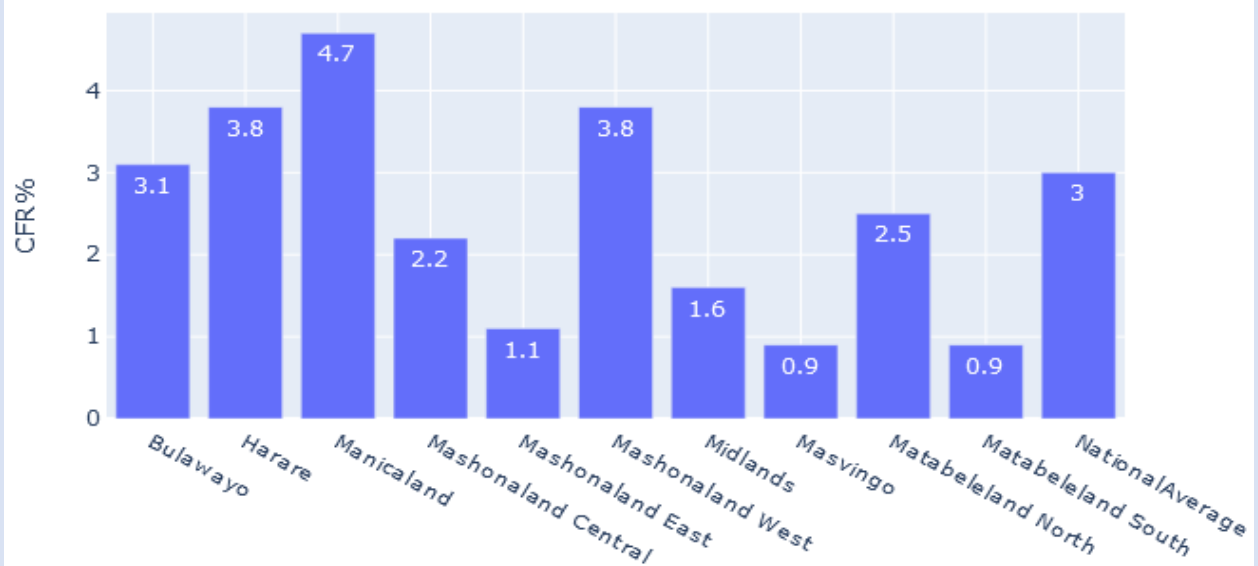


PROVINCIAL ANALYTICS

Zimbabwe Covid Cases Per 100K Popn



Covid Cases Fatality Rate By Province



COMMENTS

- Harare has the highest number of cases per capita followed by Bulawayo and Matabeleland South
- Manicaland, Mash West, Bulawayo and Harare have case fatality ratios above the national average.



CHARACTERISTICS OF CASES

Age and Sex Distribution for Cases



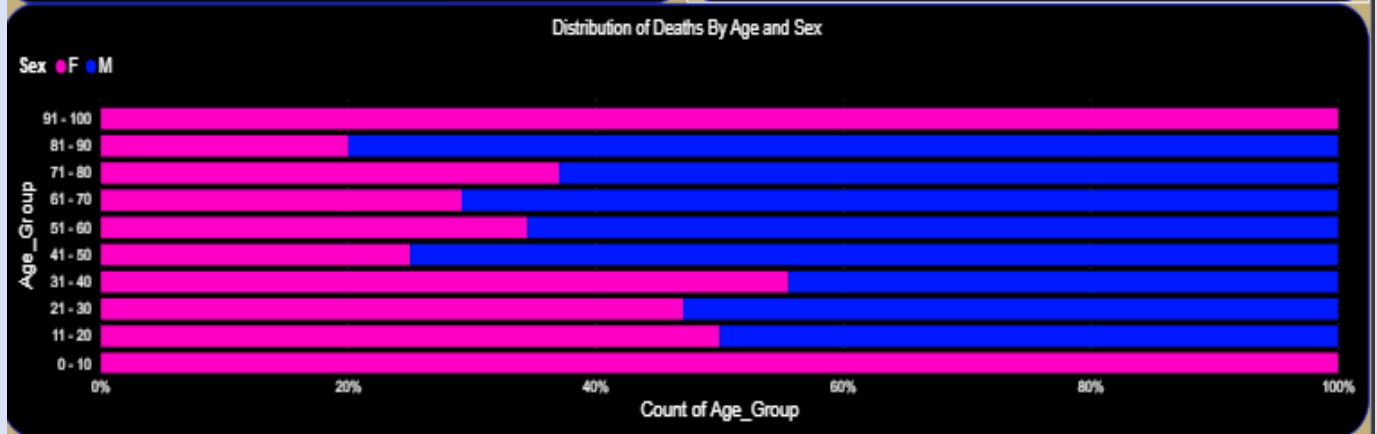
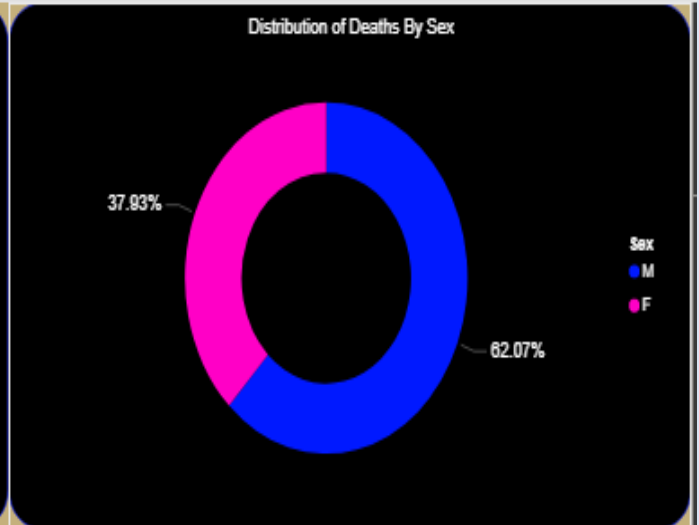
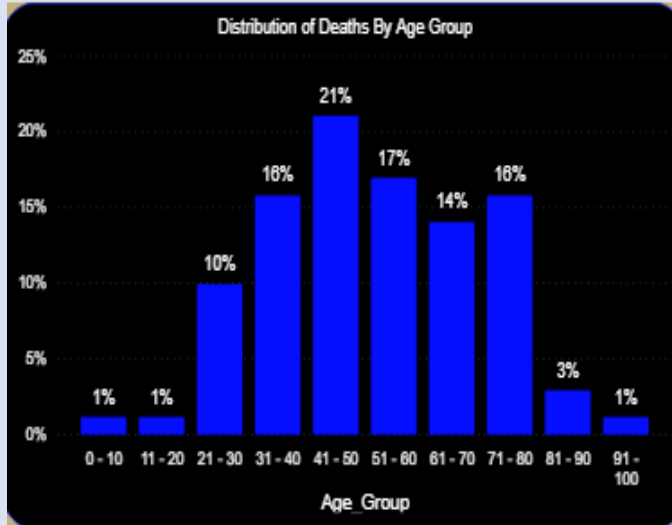
COMMENTS

- More males affected when compared to females
- Most Covid-19 cases are in the 20 – 40 years age groups(57%)
- There are more females affected as age rises



DEATHS ANALYSIS

Age and Sex Distribution of Deaths



COMMENTS

- Most Deaths are between 40 and 80 years of Age(68%)
- There are more deaths from males as age rises

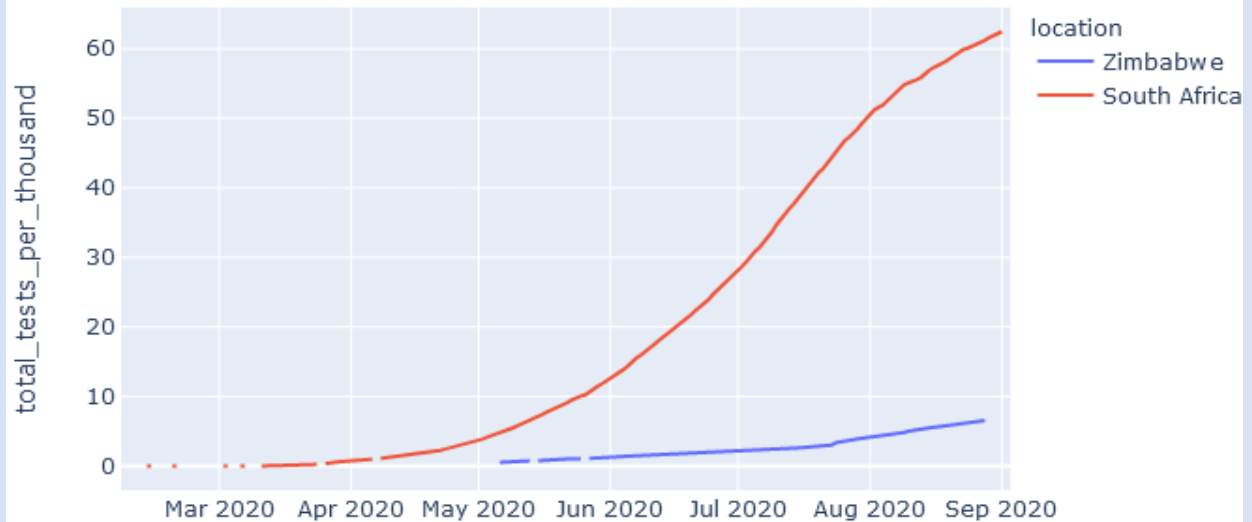
TESTING DATA

Test Type	Cumulative
PCR	110 013
RDT	104 953

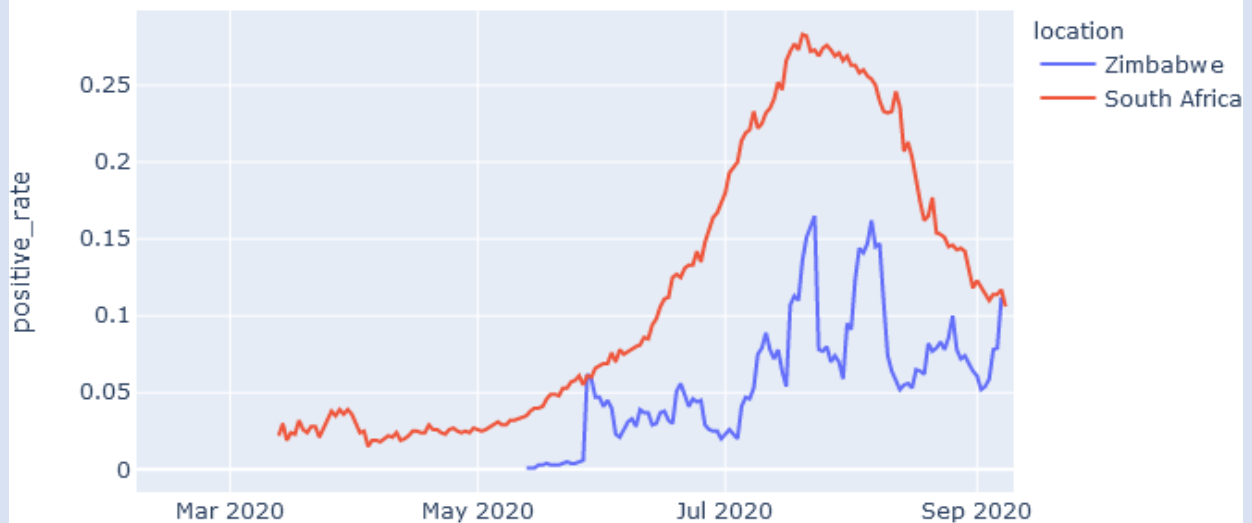


Testing Trends

Covid-19 Testing Trends



Covid-19 Positivity Zimbabwe and SA



COMMENTS

- The trends show that when compared to South Africa Zimbabwe has been testing much less per capita but testing rates in Zimbabwe are increasing
- **Overall Positivity has gone up to 11.2%**

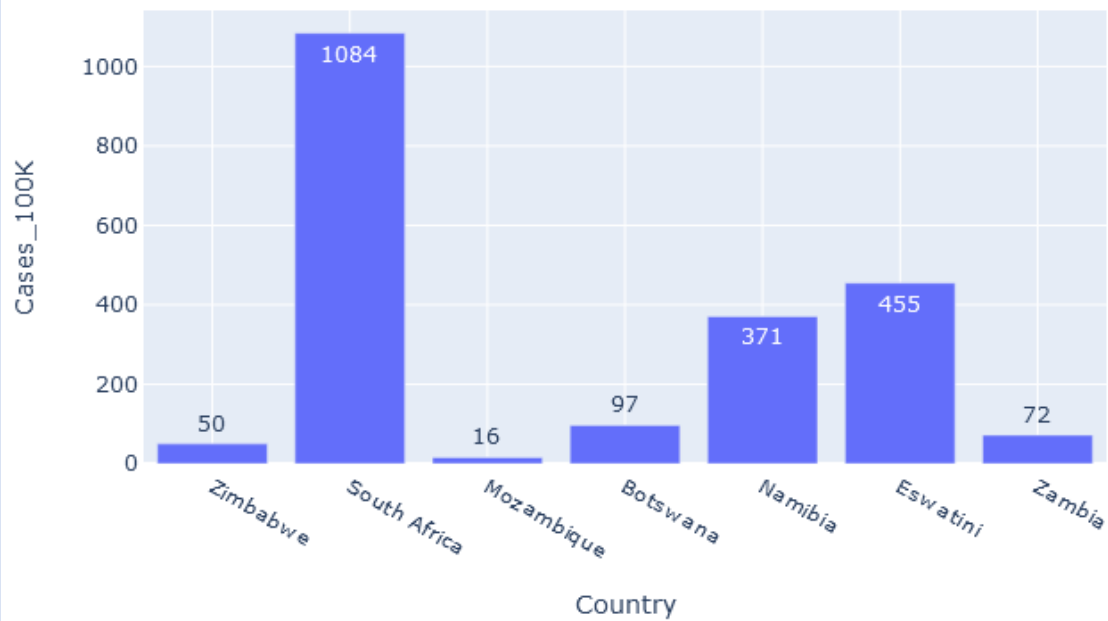
**Testing data is not available for other SADC countries*



Regional Analyses

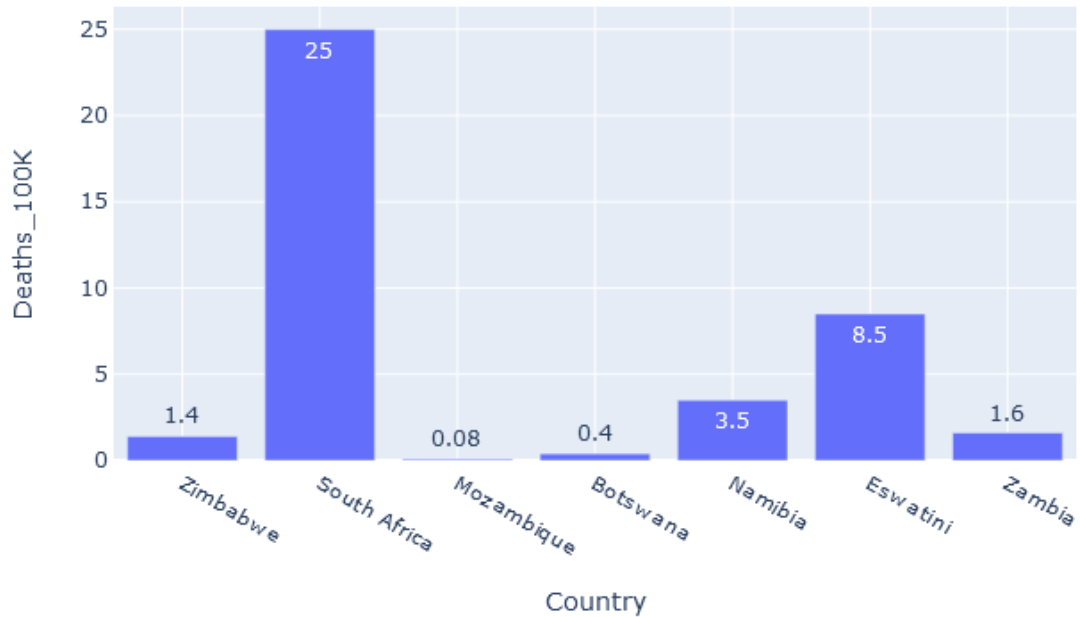
Country	Cumulative Cases	Cumulative Deaths
Zimbabwe	7508	224
South Africa	646398	15378
Mozambique	4918	31
Botswana	2252	10
Namibia	9437	98
Eswatini	5025	98
Zambia	13323	306

SADC Covid Cases Per 100K Population





SADC Covid Deaths Per 100K Population



COMMENTS

- SA has now surpassed **640000** cases and has the highest cases and deaths per capita in the SADC region

#MaskUp #Social Distancing #Stay at Home # Lets Beat Corona

- **The Seven-Day Rolling average or moving average is used to take care of fluctuations in sample processing due by weekends or backlogs due to other operational issues. It is a mean of the last seven days' cases and it is calculated daily. It is used to highlight a finer trend of the variable being reported in this case New Covid-19 Cases in Zimbabwe.*

