

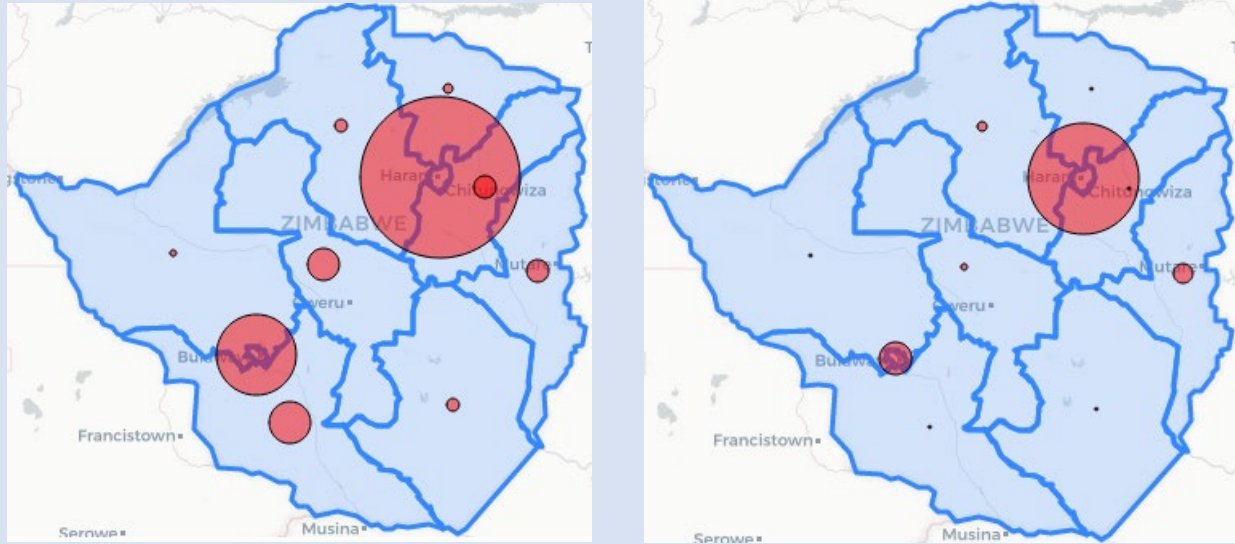


## Zimbabwe Covid-19 SitRep 13/12/2020

### HIGHLIGHTS TODAY

- **27** New Cases and **No** Deaths reported in the last 24 hours . (7 day rolling average\* for new cases falls to **75** from **86** yesterday).
- **1187** PCR tests done today (Positivity today was **2.3%**)
- All **27** are local cases
- **92** new recoveries reported: National Recovery rate stands at **84%** and Active cases go down to **1488** today
- As of 13 December, Zimbabwe has now recorded **11246** Cases **9451** recoveries and **307** Deaths.

### CASES AND DEATHS DISTRIBUTION

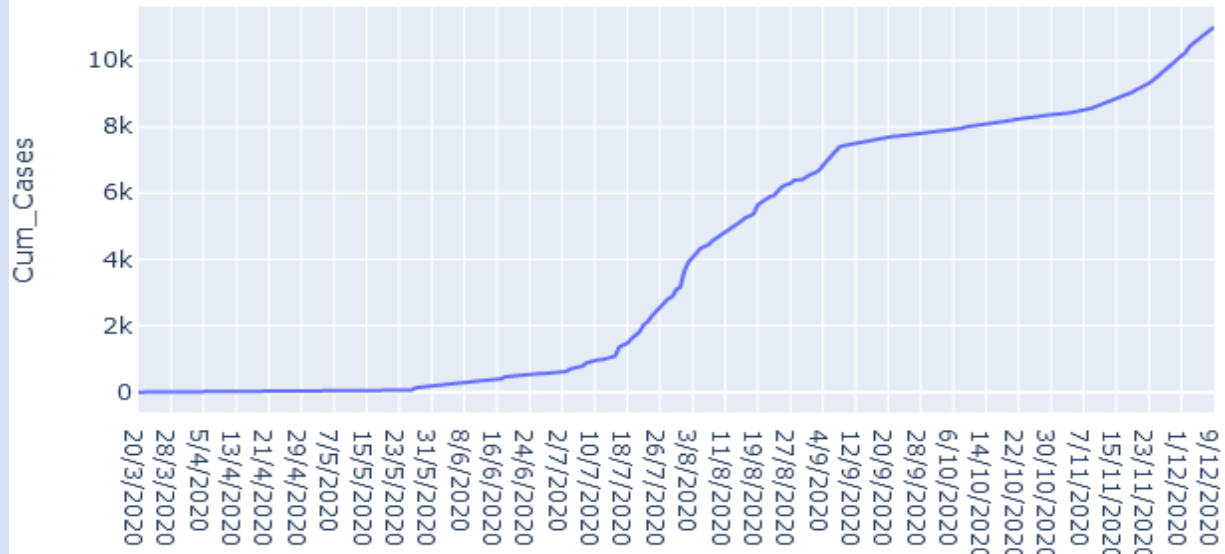


Province	PCR Tests	Cum Cases (New)	Recovered Cases (New)	Active Cases	Deaths (New)
Bulawayo	184	2836(24)	2220(63)	531	85(0)
Harare	961	3498(0)	3144(0)	213	141(0)
Manicaland	0	624(0)	570(15)	25	29(0)
Mash Cent	8	262(0)	233(0)	24	5(0)
Mash East	0	576(3)	516(0)	55	5(0)
Mash West	18	537(0)	339(0)	186	12(0)
Midlands	9	912(0)	809(0)	93	10(0)
Masvingo	1	369(0)	320(14)	41	8(0)
Mat North	6	463(0)	341(0)	119	3(0)
Mat South	0	1169(0)	959(0)	201	9(0)
<b>Total</b>	<b>1187</b>	<b>11246(27)</b>	<b>9451(92)</b>	<b>1488</b>	<b>307(0)</b>

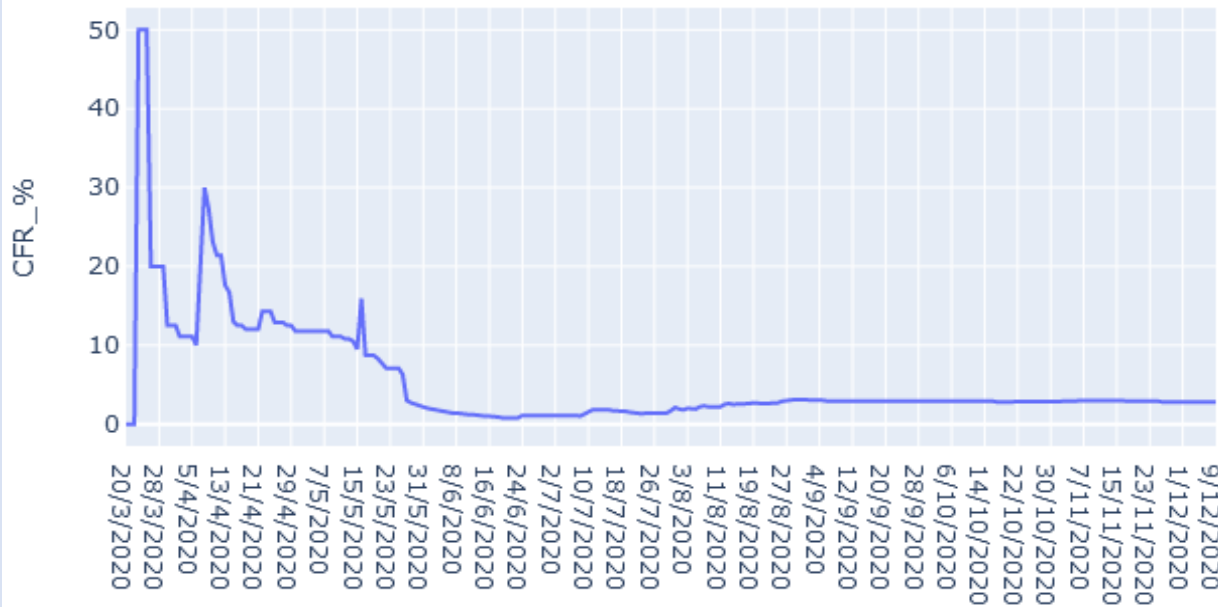
\*Provinces with new cases but zero PCR tests conducted respectively received results from NMRL, NTBRL and Lancet



## Zimbabwe Covid-19 Cumulative Cases



## Zimbabwe Covid-19 Case Fatality Rate



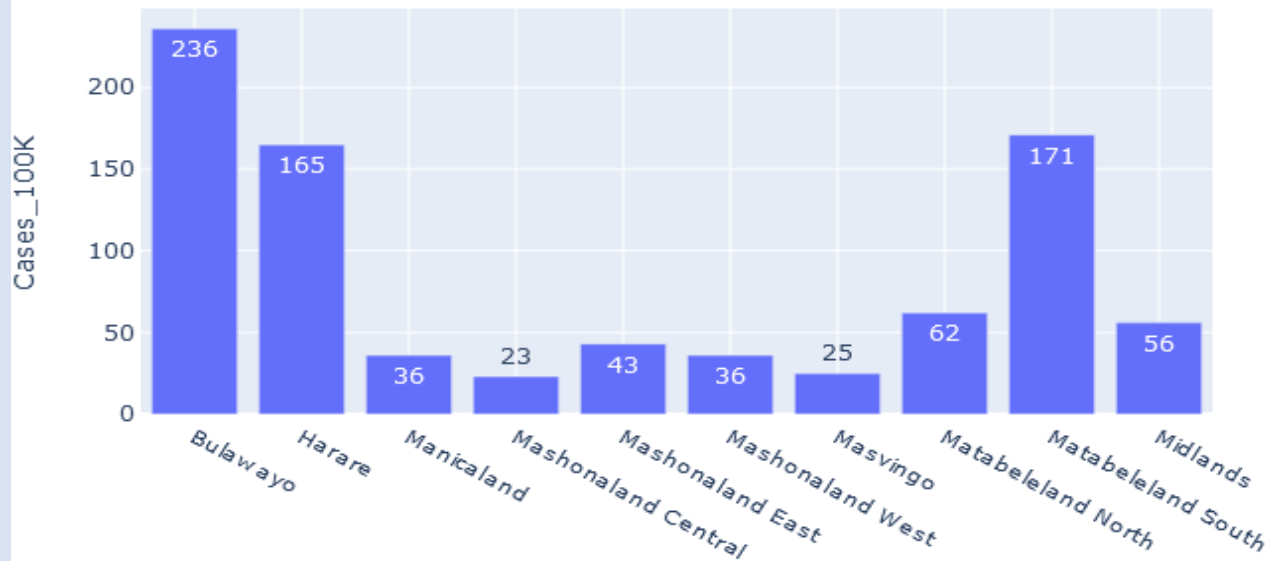
### COMMENTS

- Cumulative cases curve spiking
- National Case fatality Rate now stands at **2.7 %** as at 13/12/20

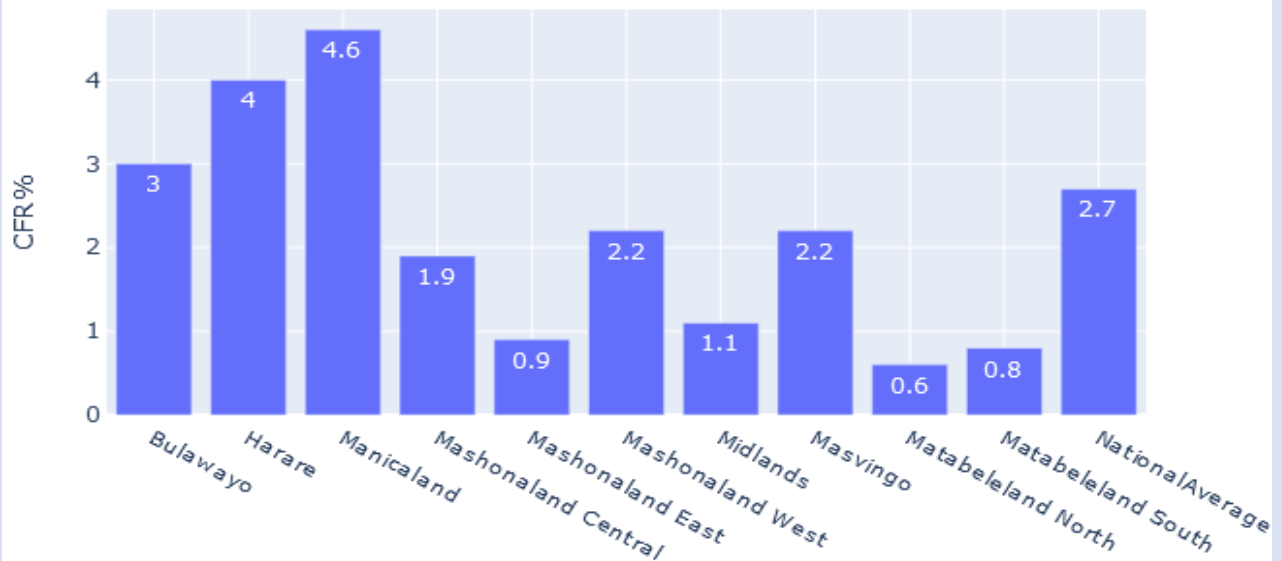


## PROVINCIAL ANALYTICS

### Zimbabwe Covid Cases Per 100K Popn



### Covid Cases Fatality Rate By Province



## COMMENTS

- Harare and Bulawayo have the highest number of cases per capita followed by Matabeleland South
- Manicaland, Bulawayo and Harare have case fatality ratios above the national average.



## CHARACTERISTICS OF CASES

### Age and Sex Distribution for Cases



## COMMENTS

- More males affected when compared to females
- Most Covid-19 cases are in the 20 – 40 years age groups(57%)
- There are more females affected as age rises



## DEATHS ANALYSIS

### Age and Sex Distribution of Deaths



## COMMENTS

- Most Deaths are between 40 and 80 years of Age(68%)
- There are more deaths from males as age rises

## TESTING DATA

Test Type	Cumulative
PCR	187 689
RDT	110 802

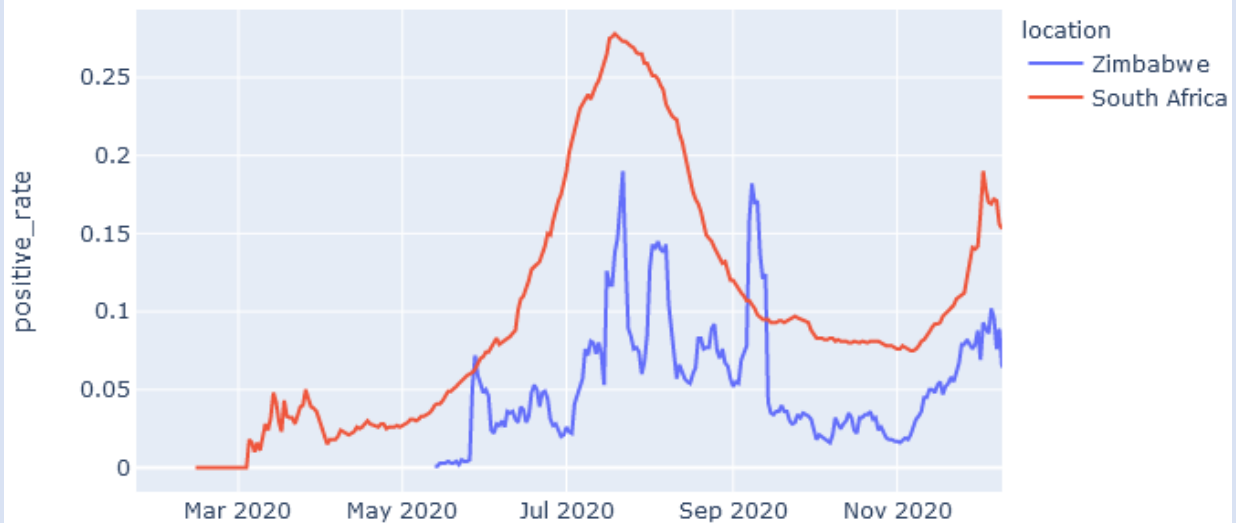


## Testing Trends

### Covid-19 Testing Trends



### Covid 19 Daily Positivity Comparison SA and Zimbabwe



## COMMENTS

- The Daily Positivity Comparison Data is as at 10/12/2020

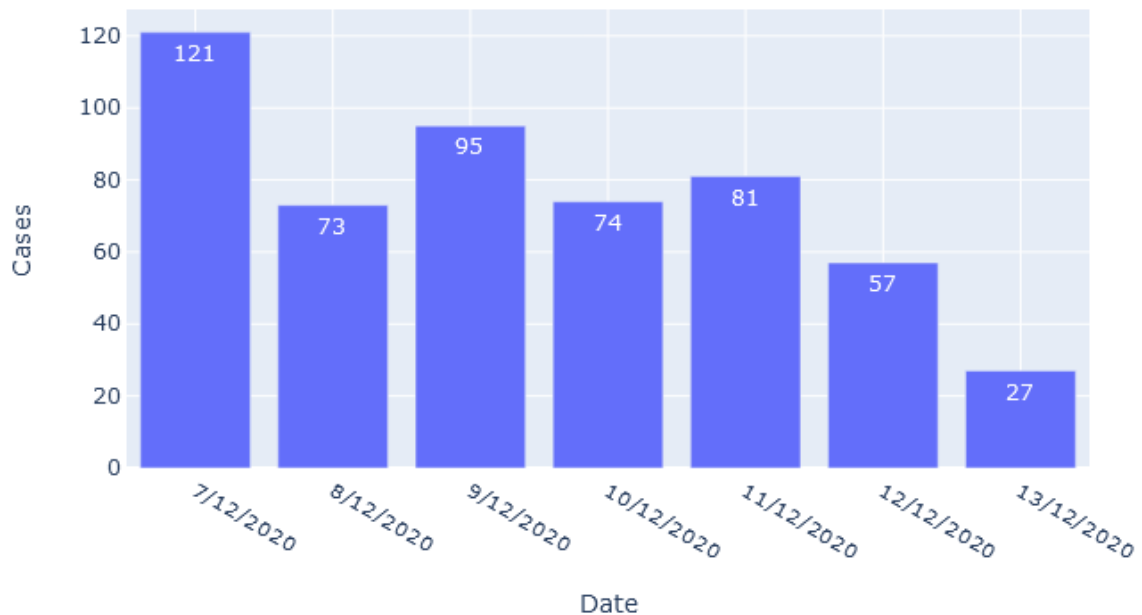
**\*Testing rates data is not available for other SADC countries**



## Regional Analyses

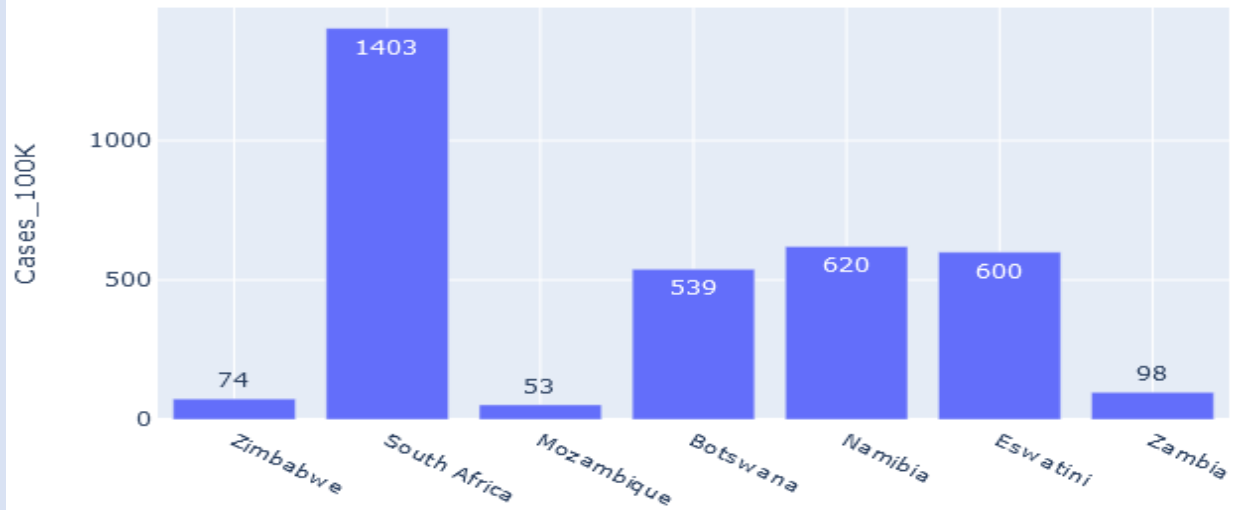
Country	Cumulative Cases	Cumulative Deaths
Zimbabwe	11 246	307
South Africa	852965	23106
Mozambique	16812	140
Botswana	12501	37
Namibia	16269	160
Eswatini	6714	127
Zambia	18274	367

Zimbabwe Covid-19 Cases In Last Seven Days

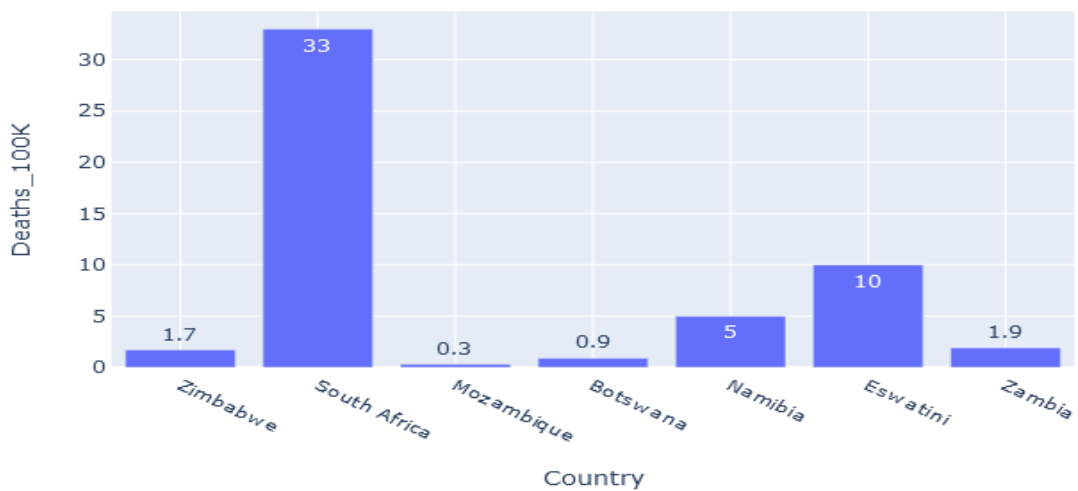




SADC Covid Cases Per 100K Population



SADC Covid Deaths Per 100K Population



## COMMENTS

- SA has now surpassed **850 000** cases and has the highest cases and deaths per capita in the SADC region

