



## Zimbabwe Covid-19 SitRep 13/09/2020

### HIGHLIGHTS TODAY

- **18** New Cases and **No** Deaths reported in the last 24 hours. (7 day rolling average\* for new cases further goes down to **59** from **76** yesterday).
- **367** PCR tests done today (positivity for was again **4.9%**)
- All **18** are local cases.
- **3** total new recoveries reported: National Recovery rate stands at **75%** and Active cases go up to **1624** today
- As of 13 September 2020, Zimbabwe has now recorded **7526** Cases **5678** recoveries and **224** Deaths.

### CASES AND DEATHS DISTRIBUTION

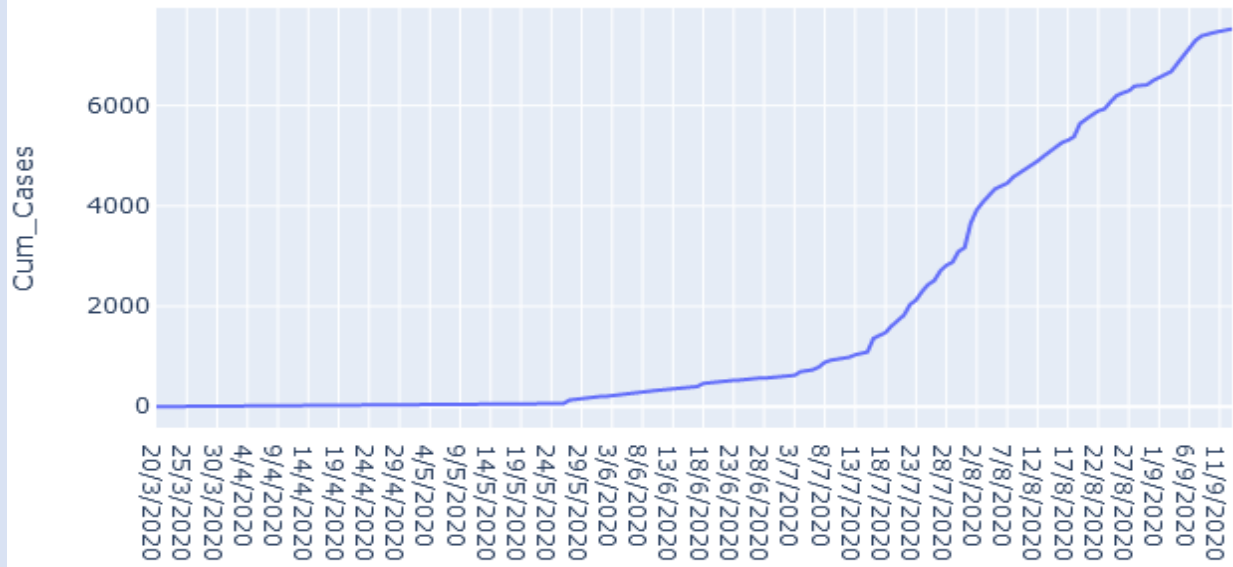


Province	PCR Tests	Cum Cases (New)	Recovered Cases (New)	Active Cases	Deaths(New)
Bulawayo	141	1358(14)	1200(1)	116	42(0)
Harare	128	3175(0)	2006(0)	1049	120(0)
Manicaland	94	447(3)	385(0)	41	21(0)
Mash Cent	0	181(0)	156(0)	21	4(0)
Mash East	0	374(0)	359(2)	11	4(0)
Mash West	0	312(0)	156(0)	144	12(0)
Midlands	4	572(1)	519(0)	44	9(0)
Masvingo	0	229(0)	221(0)	6	2(0)
Mat North	0	121(0)	107(0)	11	3(0)
Mat South	0	757(0)	569(0)	181	7(0)
<b>Total</b>	<b>367</b>	<b>7526(18)</b>	<b>5678(3)</b>	<b>1624</b>	<b>224(0)</b>

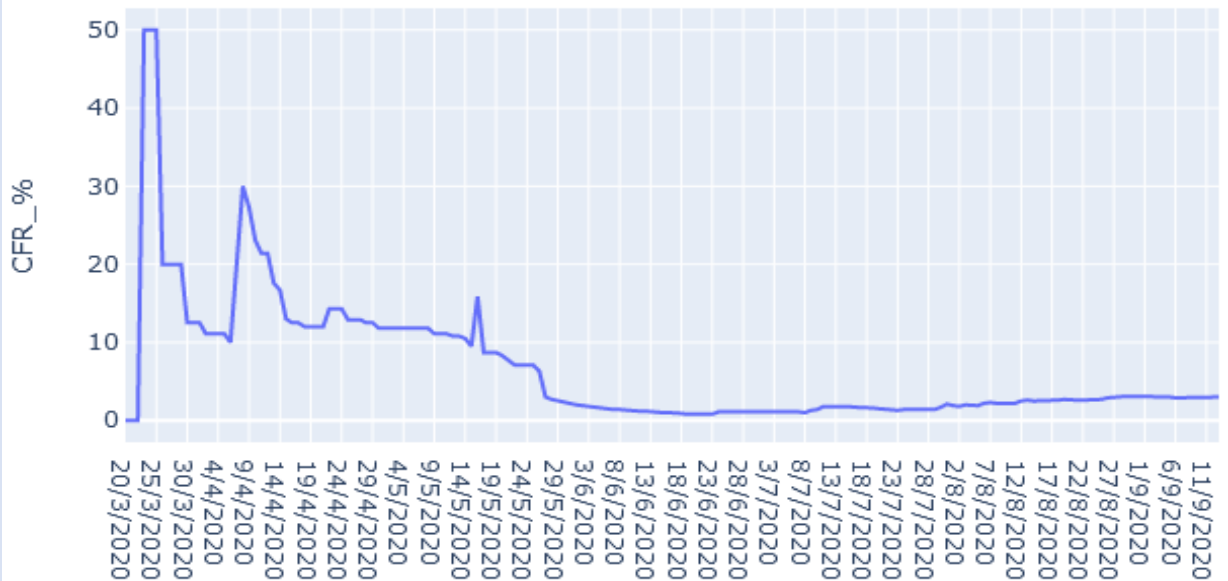
\*Provinces with new cases but zero PCR tests conducted received results from NMRL,NTBRL and Lancet



## Zimbabwe Covid-19 Cumulative Cases



## Zimbabwe Covid-19 Case Fatality Rate



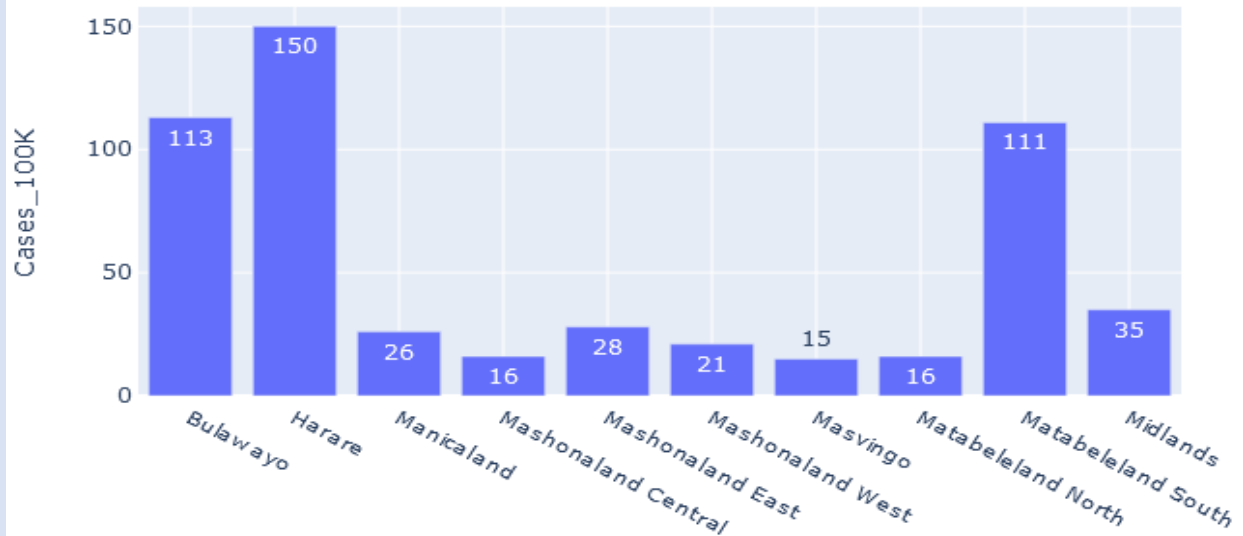
### COMMENTS

- Cumulative cases curve remains on an upward trend
- National Case fatality Rate now stands at **3.0 %** as at 13/9/20

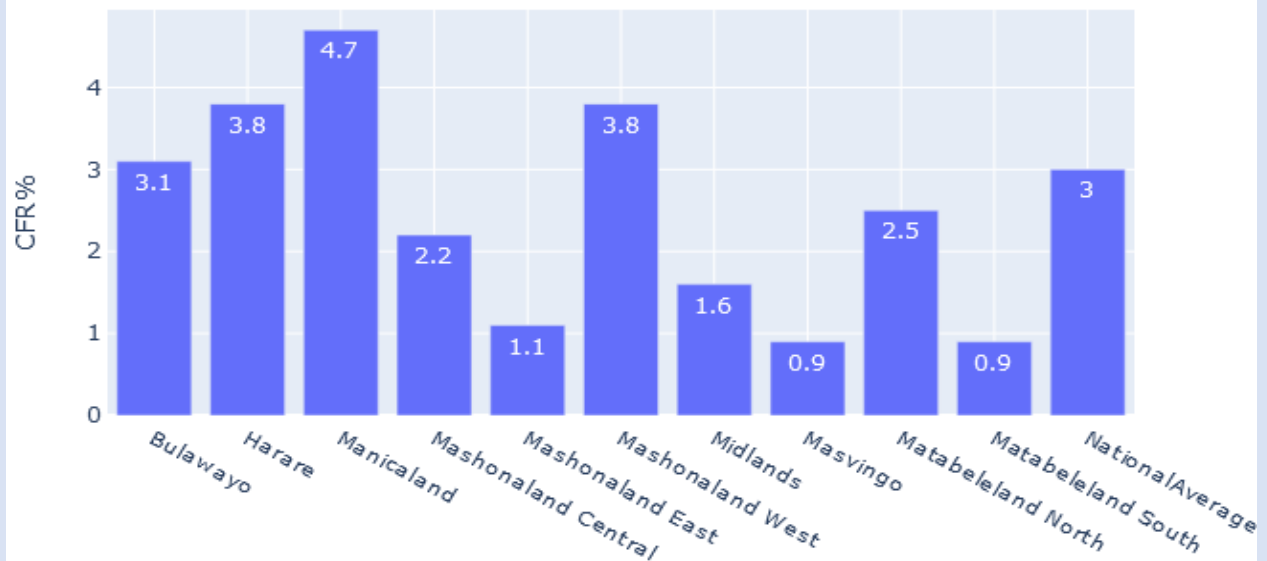


## PROVINCIAL ANALYTICS

### Zimbabwe Covid Cases Per 100K Popn



### Covid Cases Fatality Rate By Province



## COMMENTS

- Harare has the highest number of cases per capita followed by Bulawayo and Matabeleland South
- Manicaland, Mash West, Bulawayo and Harare have case fatality ratios above the national average.



## CHARACTERISTICS OF CASES

### Age and Sex Distribution for Cases



## COMMENTS

- More males affected when compared to females
- Most Covid-19 cases are in the 20 – 40 years age groups(57%)
- There are more females affected as age rises



## DEATHS ANALYSIS

### Age and Sex Distribution of Deaths



## COMMENTS

- Most Deaths are between 40 and 80 years of Age(68%)
- There are more deaths from males as age rises

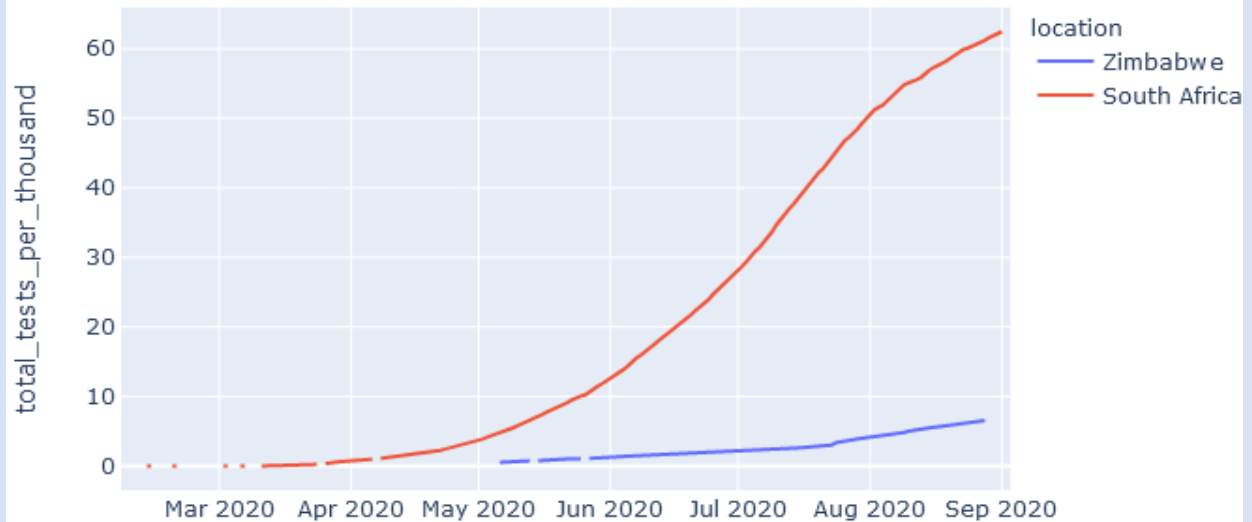
## TESTING DATA

Test Type	Cumulative
PCR	110 380
RDT	104 956

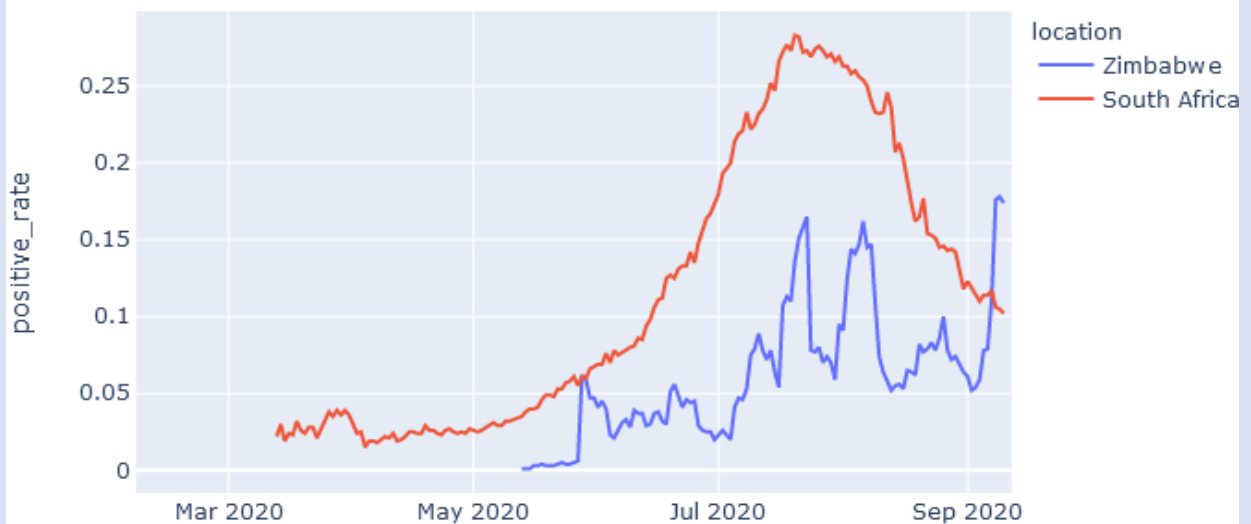


## Testing Trends

### Covid-19 Testing Trends



### Covid-19 Positivity Zimbabwe and SA



#### COMMENTS

- The trends show that when compared to South Africa Zimbabwe has been testing much less per capita but testing rates in Zimbabwe are increasing
- **Overall Positivity has gone up to 17.1%**

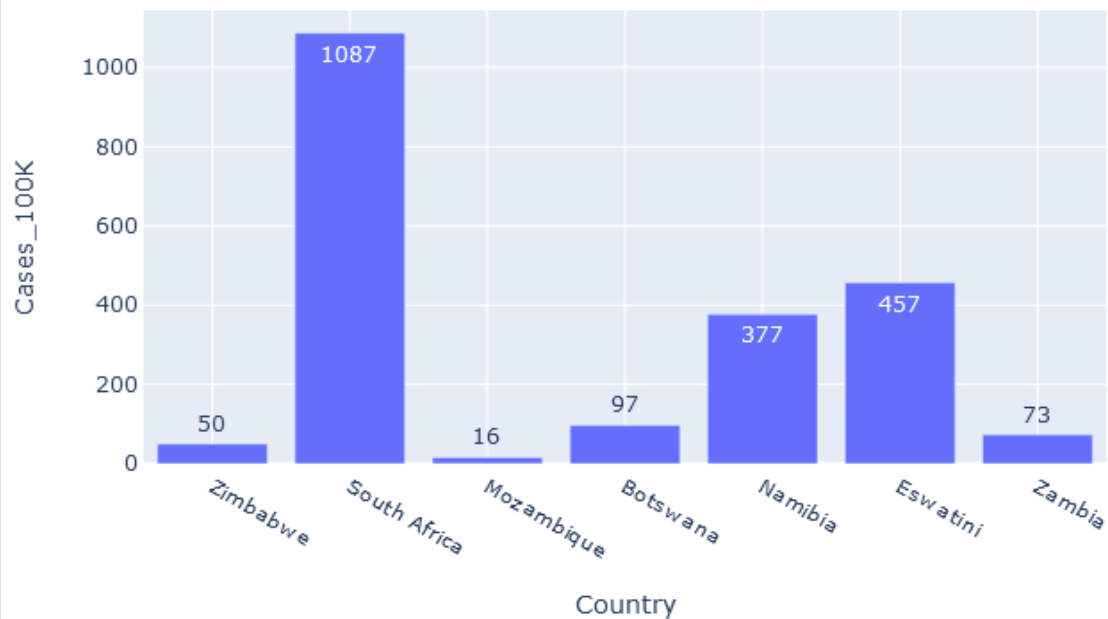
**\*Testing data is not available for other SADC countries**



## Regional Analyses

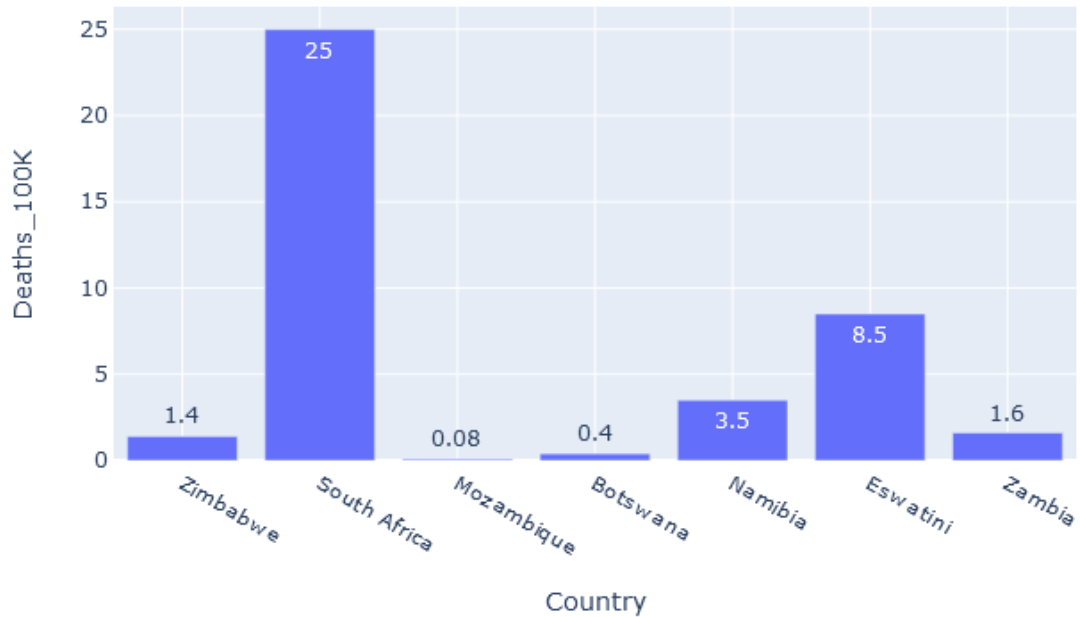
Country	Cumulative Cases	Cumulative Deaths
Zimbabwe	7526	224
South Africa	648214	15427
Mozambique	4918	35
Botswana	2252	10
Namibia	9604	98
Eswatini	5040	98
Zambia	13466	312

SADC Covid Cases Per 100K Population





### SADC Covid Deaths Per 100K Population



#### COMMENTS

- SA has now surpassed **645000** cases and has the highest cases and deaths per capita in the SADC region

***#MaskUp #Social Distancing #Stay at Home # Lets Beat Corona***

- *\*The Seven-Day Rolling average or moving average is used to take care of fluctuations in sample processing due by weekends or backlogs due to other operational issues. It is a mean of the last seven days' cases and it is calculated daily. It is used to highlight a finer trend of the variable being reported in this case New Covid-19 Cases in Zimbabwe.*

