



Zimbabwe Covid-19 SitRep 14/10/2020

HIGHLIGHTS TODAY

- **19** New Cases and **1** Death reported in the last 24 hours. (7 day rolling average* for new cases rises to **19** today from **17** yesterday).
- **615** PCR tests done today (Positivity today was **3.1%**)
- **18** are local cases and **1** is a returnee from Namibia (Death reported by Bulawayo)
- **8** new recoveries reported: National Recovery rate stands at **94.8%** and Active cases go up to **184** today
- As of 14 October 2020, Zimbabwe has now recorded **8055** Cases **7640** recoveries and **231** Deaths.

CASES AND DEATHS DISTRIBUTION

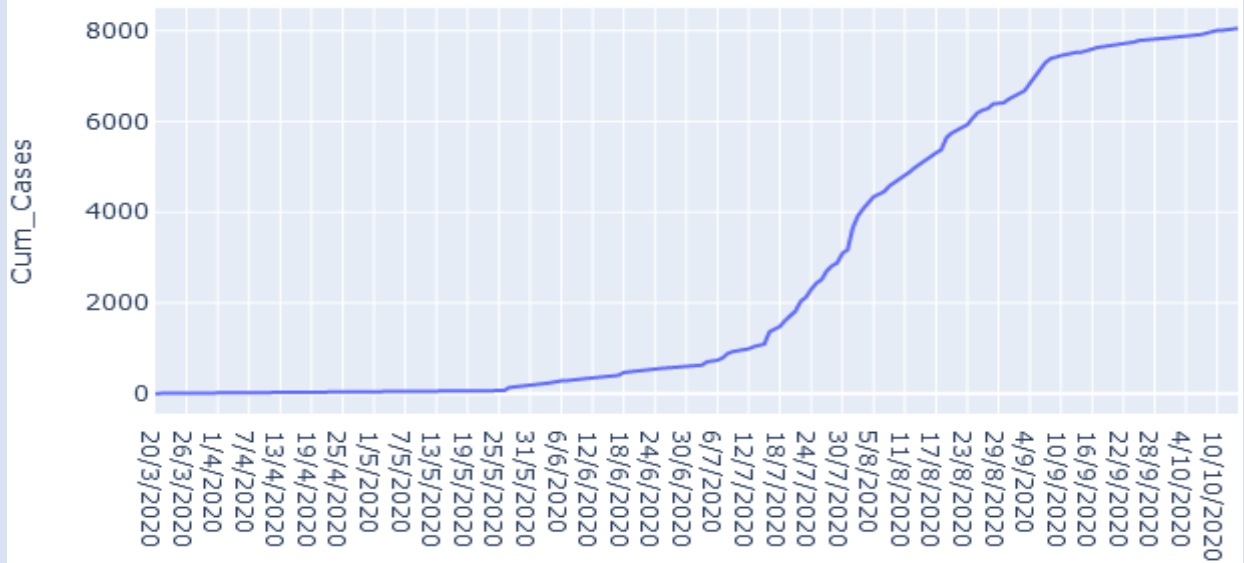


Province	PCR Tests	Cum Cases (New)	Recovered Cases (New)	Active Cases	Deaths (New)
Bulawayo	136	1521(10)	1400(5)	74	47(1)
Harare	385	3286(0)	3129(0)	36	121(0)
Manicaland	94	494(0)	458(0)	14	22(0)
Mash Cent	0	207(0)	202(0)	1	4(0)
Mash East	0	412(2)	394(0)	14	4(0)
Mash West	0	350(6)	306(0)	32	12(0)
Midlands	0	633(0)	615(0)	9	9(0)
Masvingo	0	233(0)	231(0)	0	2(0)
Mat North	0	141(1)	136(3)	2	3(0)
Mat South	0	778(0)	769(0)	2	7(0)
Total	615	8055(19)	7640(8)	184	231(1)

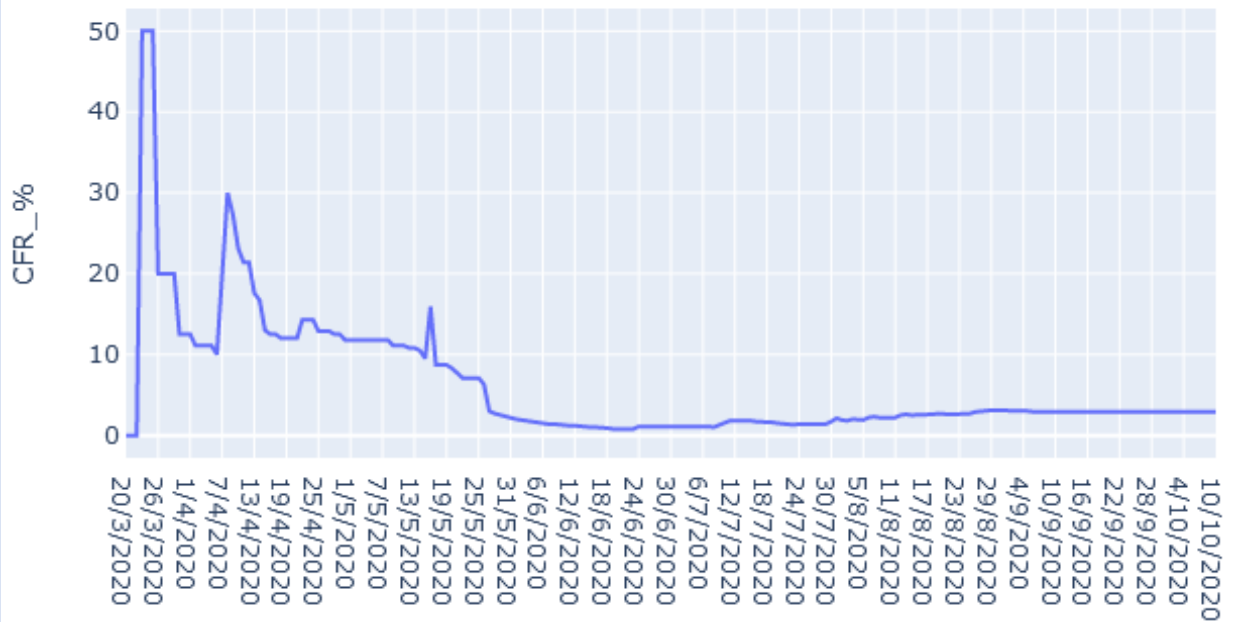
*Provinces with new cases but zero PCR tests conducted respectively received results from NMRL, NTBRL and Lancet



Zimbabwe Covid-19 Cumulative Cases



Zimbabwe Covid-19 Case Fatality Rate



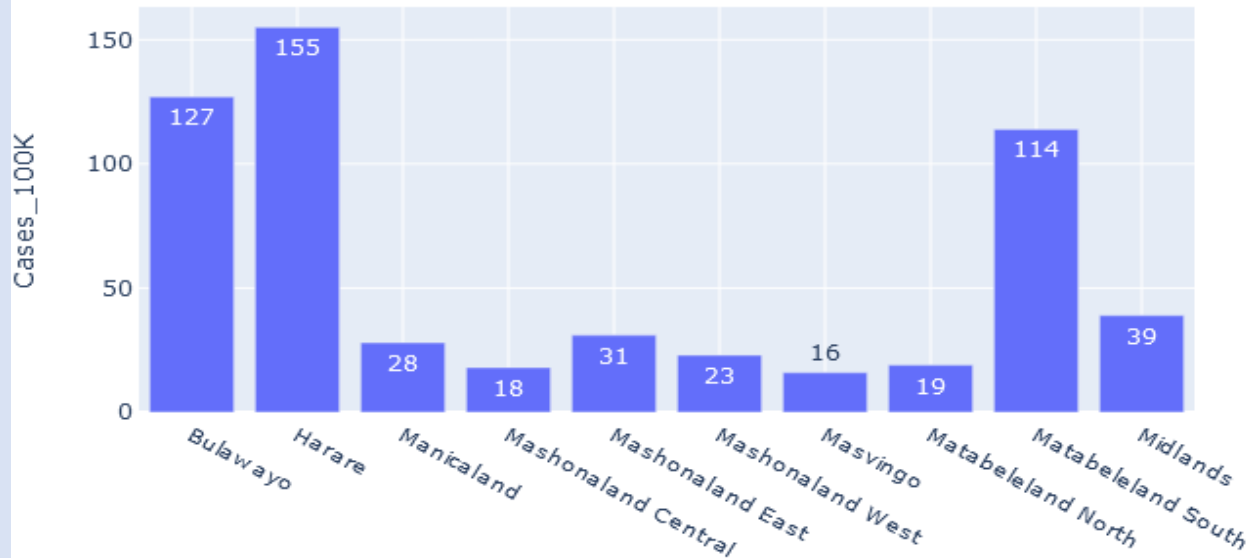
COMMENTS

- Cumulative cases curve flattening
- National Case fatality Rate now stands at **2.9 %** as at 14/10/20

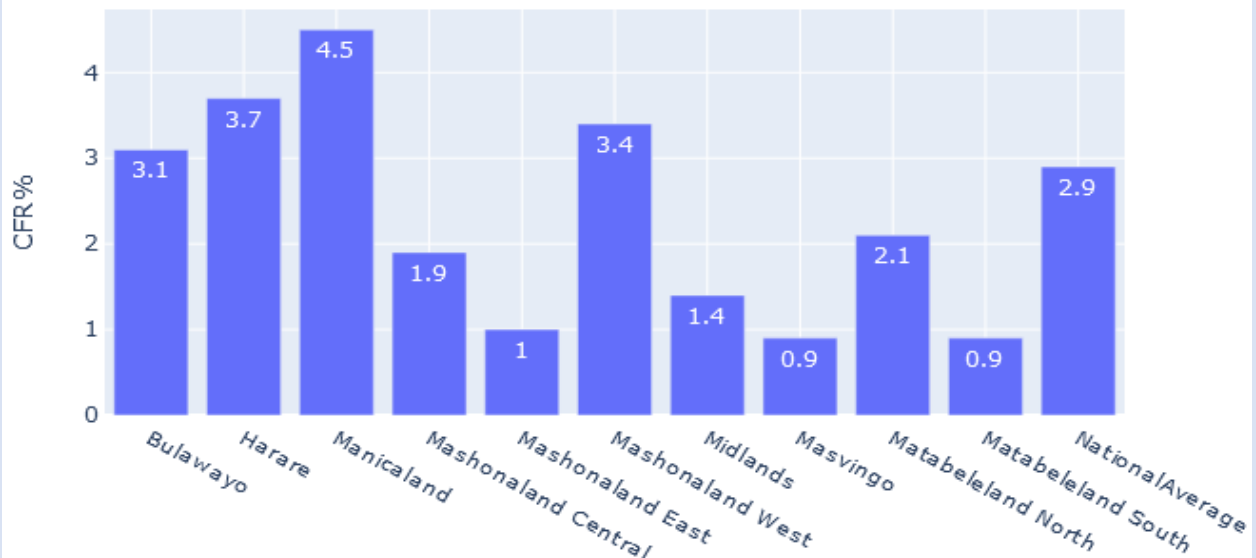


PROVINCIAL ANALYTICS

Zimbabwe Covid Cases Per 100K Popn



Covid Cases Fatality Rate By Province



COMMENTS

- Harare has the highest number of cases per capita followed by Bulawayo and Matabeleland South
- Manicaland, Mash West, Bulawayo and Harare have case fatality ratios above the national average.



CHARACTERISTICS OF CASES

Age and Sex Distribution for Cases



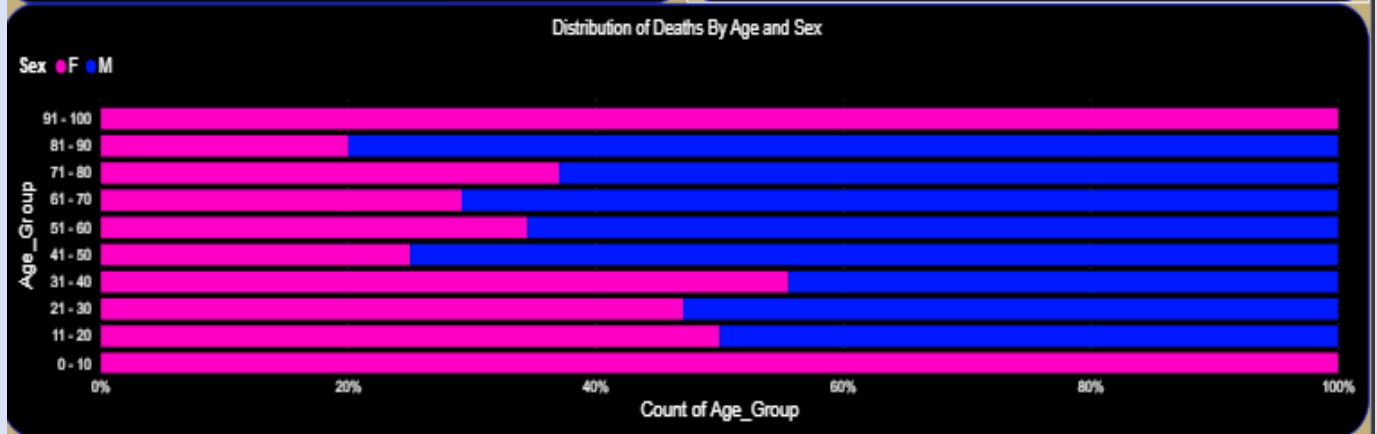
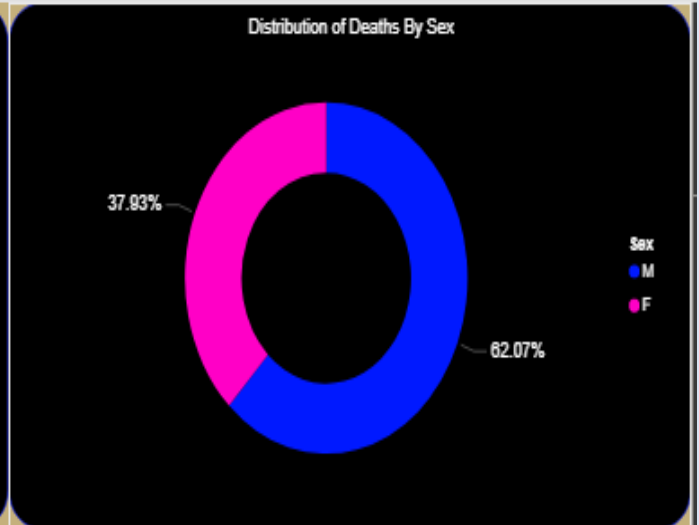
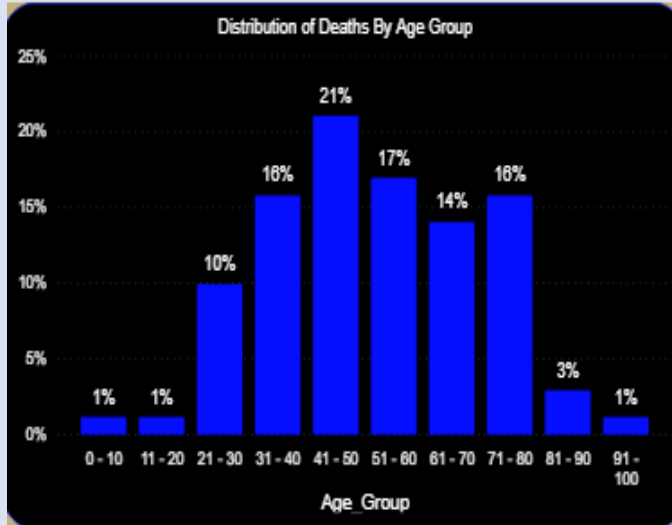
COMMENTS

- More males affected when compared to females
- Most Covid-19 cases are in the 20 – 40 years age groups(57%)
- There are more females affected as age rises



DEATHS ANALYSIS

Age and Sex Distribution of Deaths



COMMENTS

- Most Deaths are between 40 and 80 years of Age(68%)
- There are more deaths from males as age rises

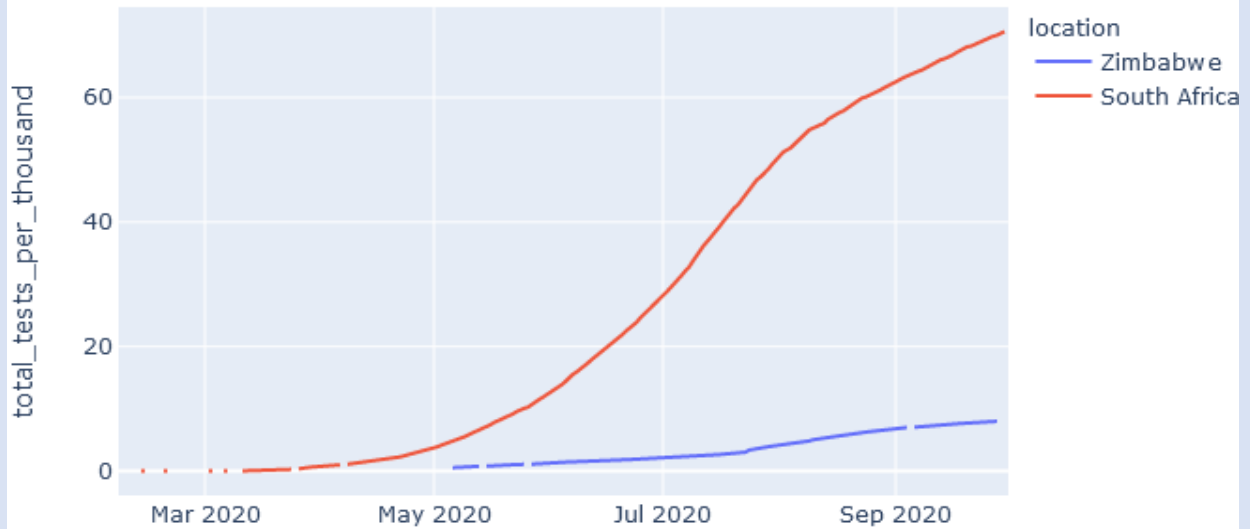
TESTING DATA

Test Type	Cumulative
PCR	129 163
RDT	108 592

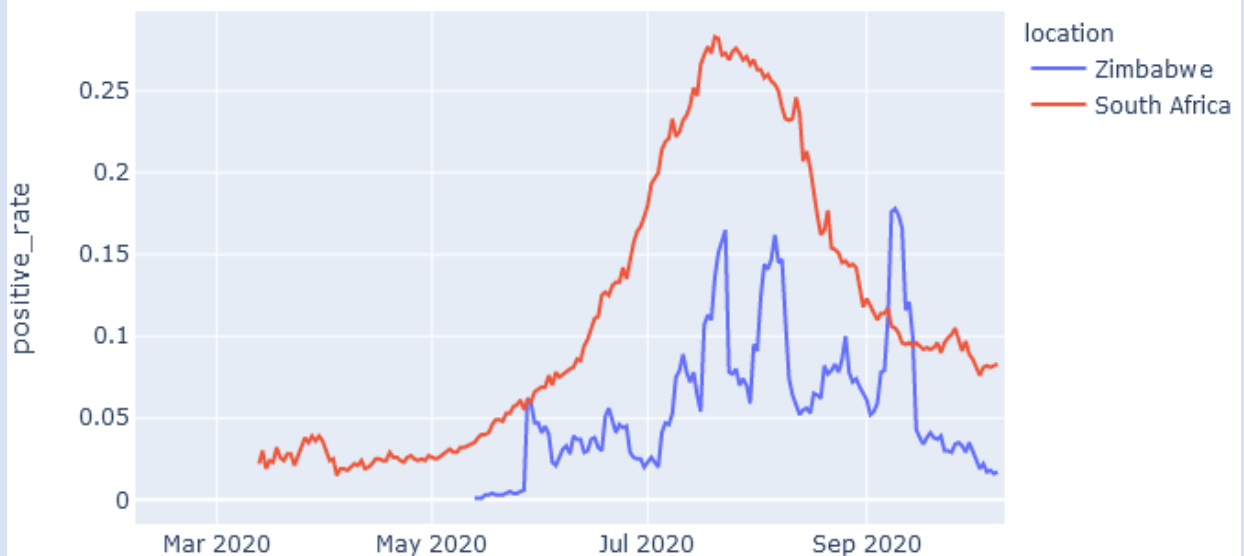


Testing Trends

Covid-19 Testing Trends



Covid 19 Daily Positivity Comparison SA and Zimbabwe



COMMENTS

- The Daily Positivity Comparison Data is as at 08/10/2020

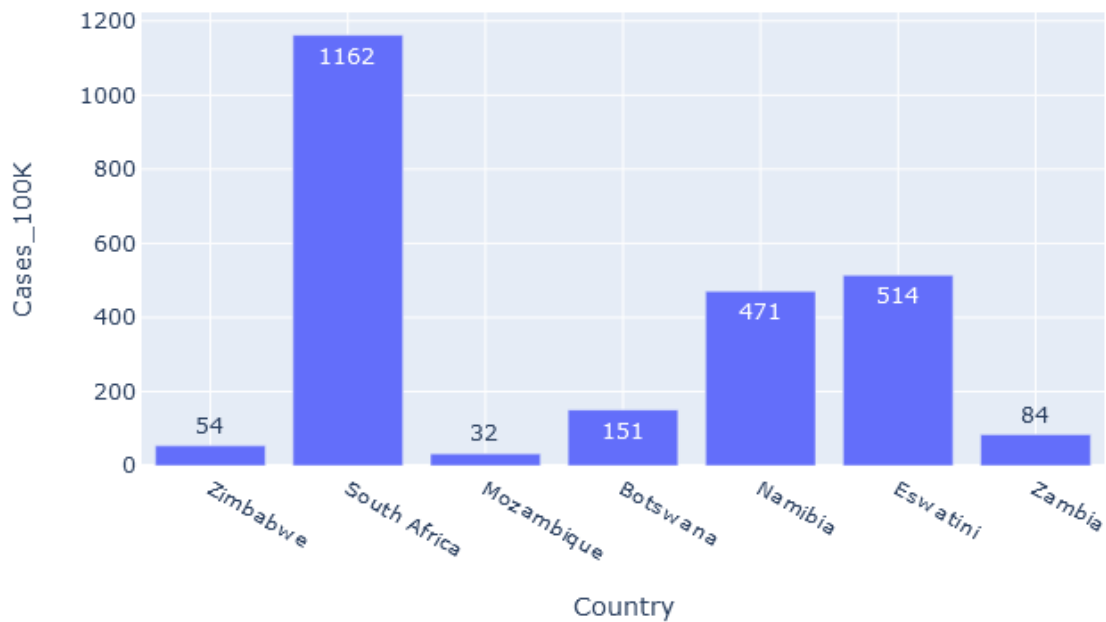
***Testing rates data is not available for other SADC countries**



Regional Analyses

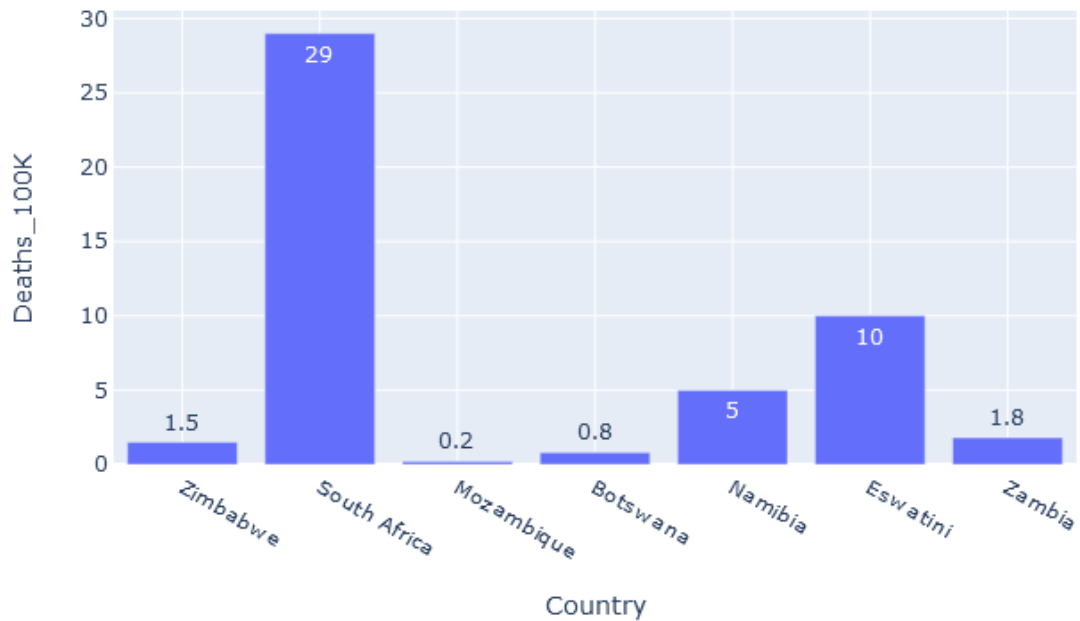
Country	Cumulative Cases	Cumulative Deaths
Zimbabwe	8055	231
South Africa	694537	18028
Mozambique	10258	73
Botswana	3515	20
Namibia	12000	129
Eswatini	5696	114
Zambia	15616	345

SADC Covid Cases Per 100K Population





SADC Covid Deaths Per 100K Population



COMMENTS

- SA has now surpassed **690000** cases and has the highest cases and deaths per capita in the SADC region

#MaskUp #Social Distancing #Stay at Home # Lets Beat Corona

- **The Seven-Day Rolling average or moving average is used to take care of fluctuations in sample processing due by weekends or backlogs due to other operational issues. It is a mean of the last seven days' cases and it is calculated daily. It is used to highlight a finer trend of the variable being reported in this case New Covid-19 Cases in Zimbabwe.*
- *The Public is encouraged to keep following MOHCC prevention guidelines*

