



Zimbabwe Covid-19 SitRep 15/09/2020

HIGHLIGHTS TODAY

- **45** New Cases and **No** Deaths reported in the last 24 hours. (*7 day rolling average* for new cases further goes down to 27 from 33 yesterday*).
- **404** PCR tests done today (*positivity for today was 11%*)
- **44** are local cases and **1** is a returnee from Namibia.
- **93** total new recoveries reported: National Recovery rate stands at **76%** and Active cases go down to **1569** today
- As of 15 September 2020, Zimbabwe has now recorded **7576** Cases **5783** recoveries and **224** Deaths.

CASES AND DEATHS DISTRIBUTION

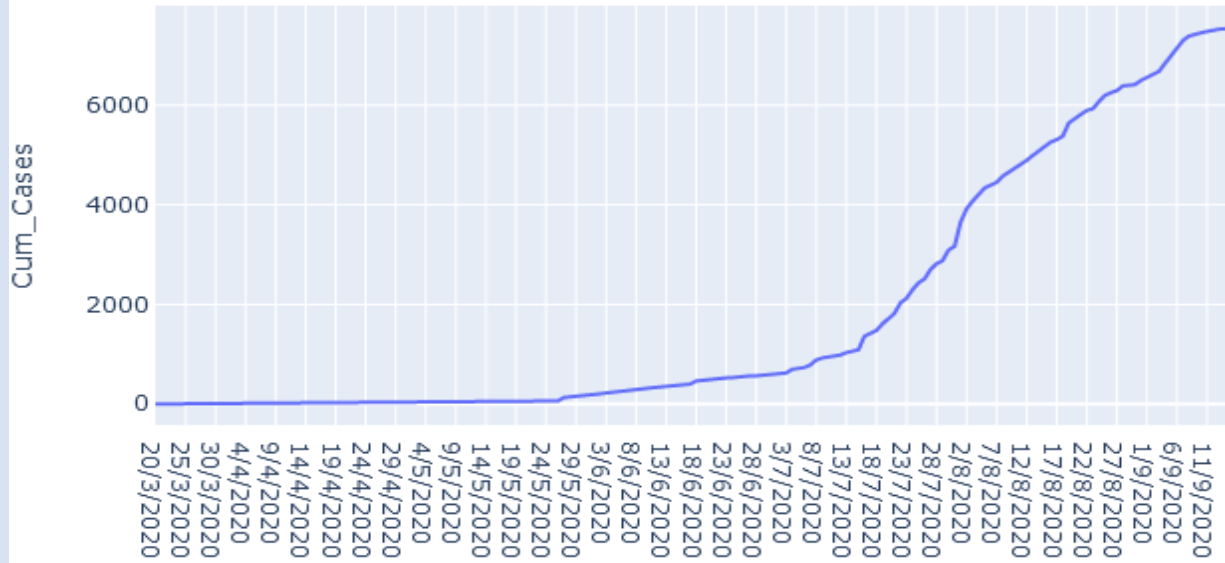


Province	PCR Tests	Cum Cases (New)	Recovered Cases (New)	Active Cases	Deaths(New)
Bulawayo	128	1368(6)	1206(4)	120	42(0)
Harare	266	3204(29)	2006(0)	1078	120(0)
Manicaland	0	448(0)	387(0)	40	21(0)
Mash Cent	0	181(0)	167(11)	10	4(0)
Mash East	0	374(0)	361(0)	9	4(0)
Mash West	0	312(0)	216(60)	84	12(0)
Midlands	10	579(7)	537(18)	33	9(0)
Masvingo	0	229(0)	227(0)	0	2(0)
Mat North	0	124(3)	107(0)	14	3(0)
Mat South	0	757(0)	569(0)	181	7(0)
Total	404	7576(45)	5783(93)	1569	224(0)

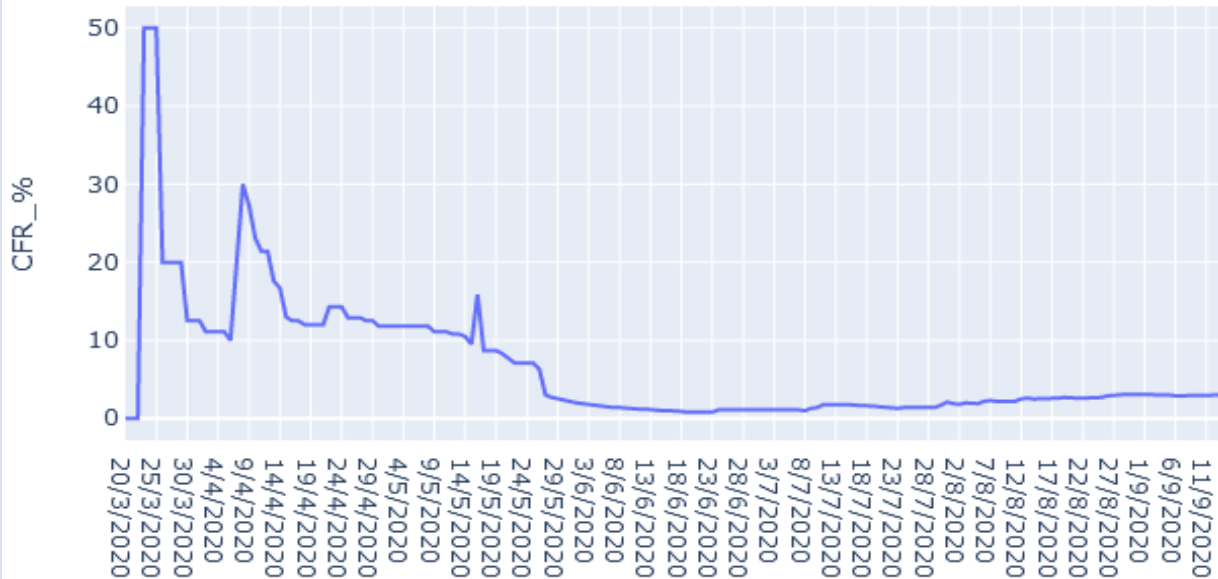
*Provinces with new cases but zero PCR tests conducted received results from NMRL,NTBRL and Lancet



Zimbabwe Covid-19 Cumulative Cases



Zimbabwe Covid-19 Case Fatality Rate



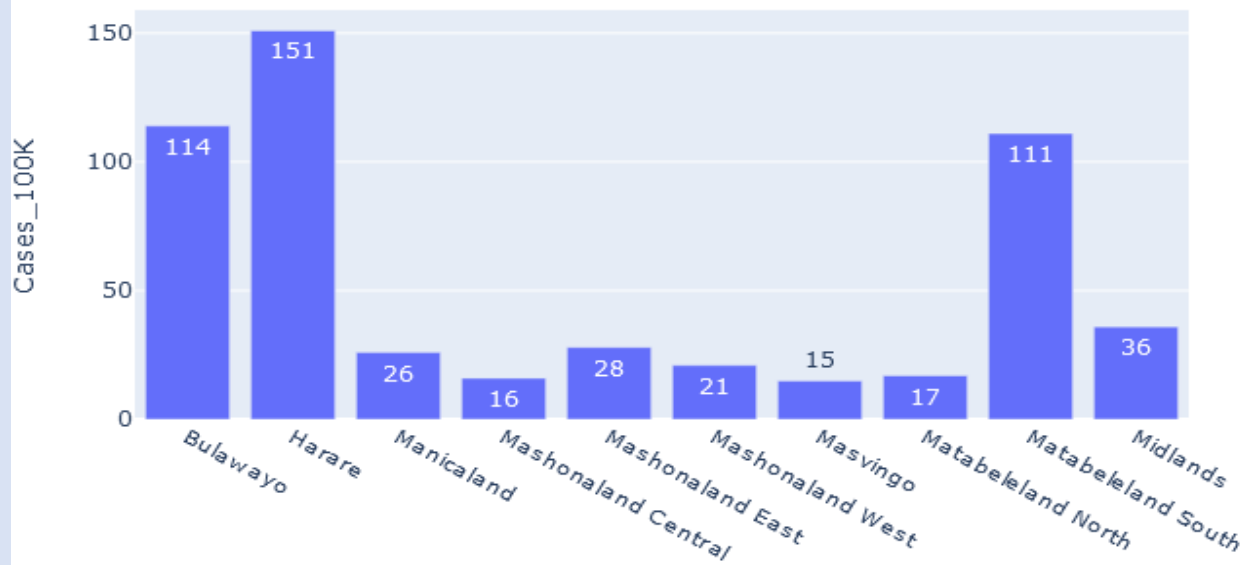
COMMENTS

- Cumulative cases curve remains on an upward trend
- National Case fatality Rate now stands at **3.0 %** as at 15/9/20

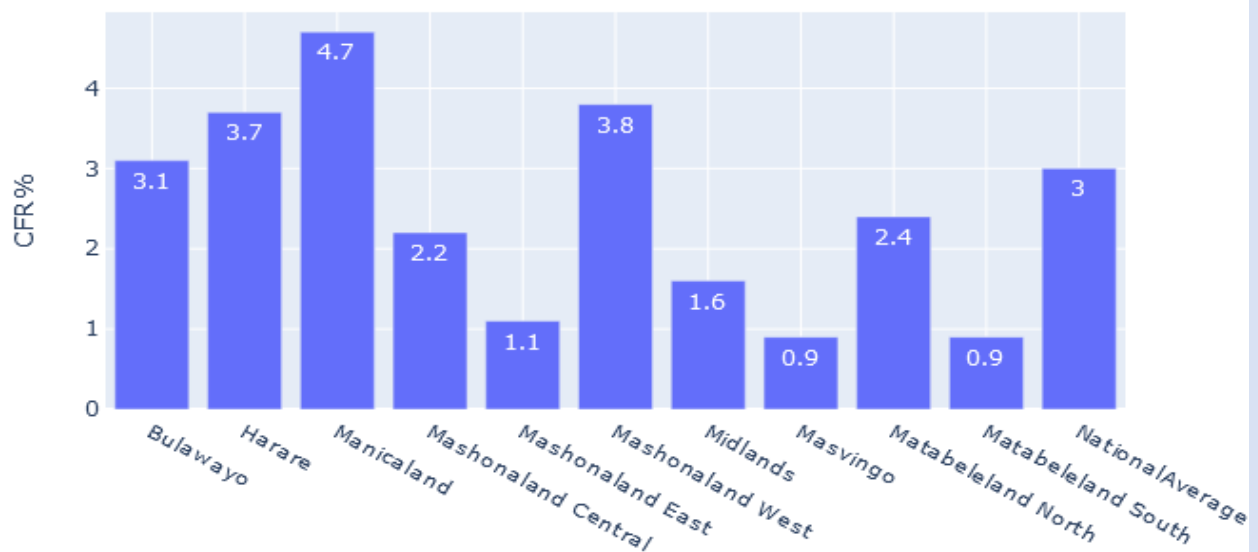


PROVINCIAL ANALYTICS

Zimbabwe Covid Cases Per 100K Popn



Covid Cases Fatality Rate By Province



COMMENTS

- Harare has the highest number of cases per capita followed by Bulawayo and Matabeleland South
- Manicaland, Mash West, Bulawayo and Harare have case fatality ratios above the national average.



CHARACTERISTICS OF CASES

Age and Sex Distribution for Cases



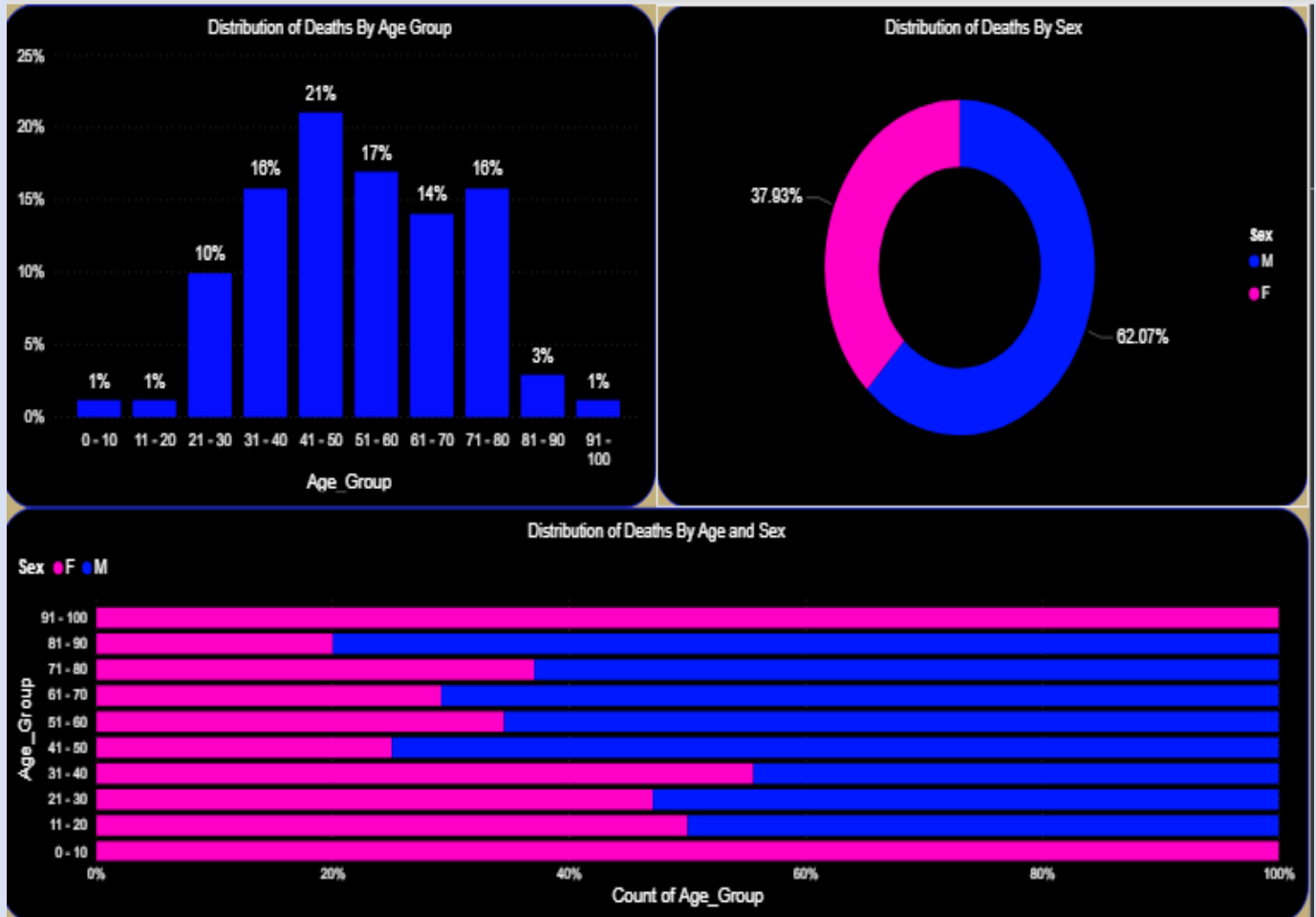
COMMENTS

- More males affected when compared to females
- Most Covid-19 cases are in the 20 – 40 years age groups(57%)
- There are more females affected as age rises



DEATHS ANALYSIS

Age and Sex Distribution of Deaths



COMMENTS

- Most Deaths are between 40 and 80 years of Age(68%)
- There are more deaths from males as age rises

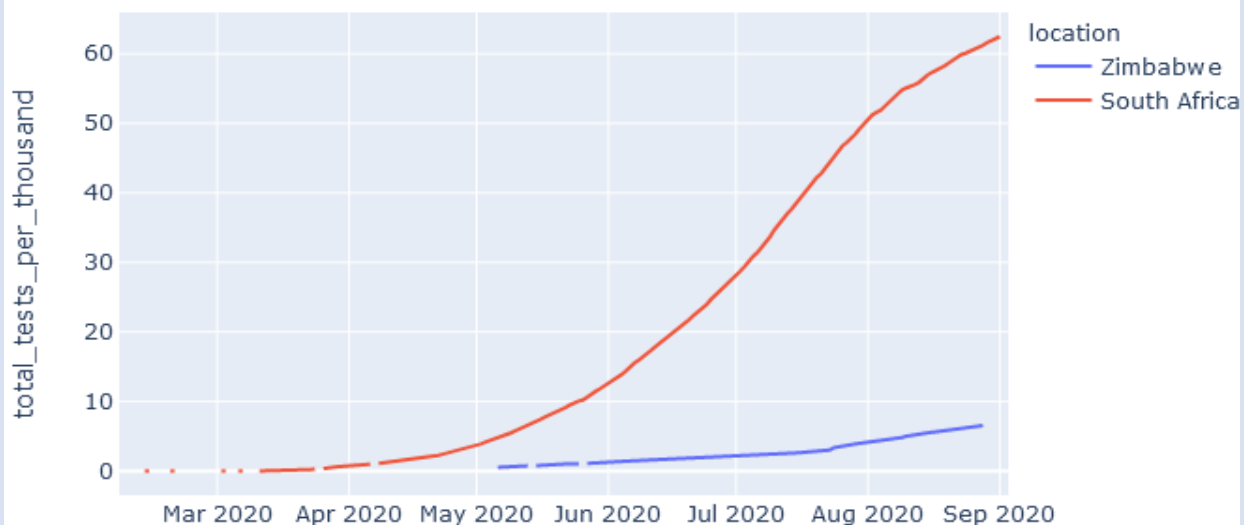
TESTING DATA

Test Type	Cumulative
PCR	111 133
RDT	105 146

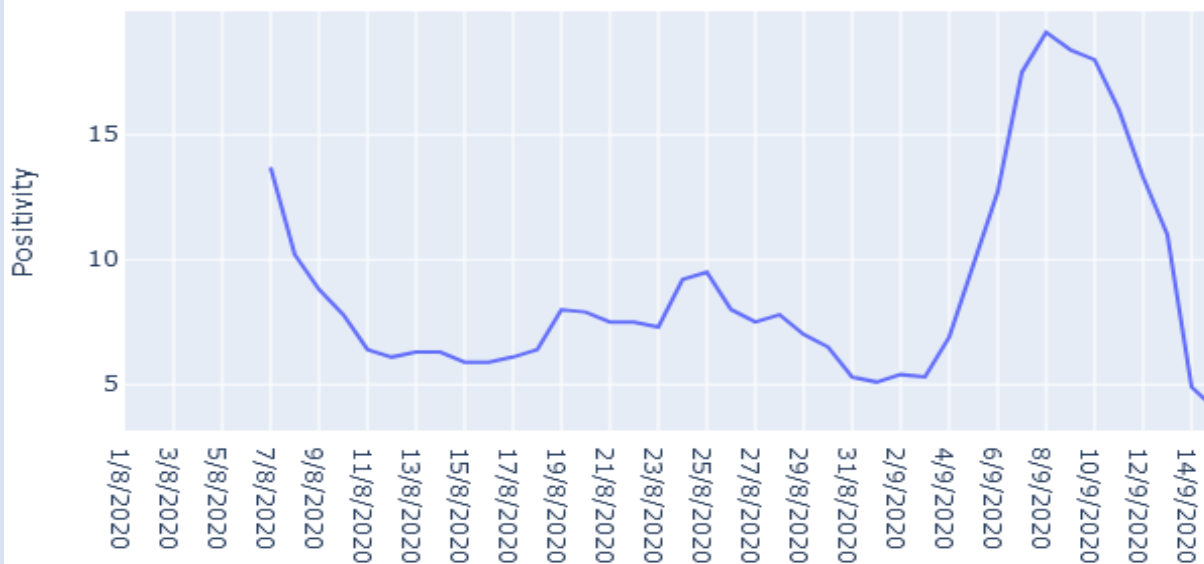


Testing Trends

Covid-19 Testing Trends



Zimbabwe Covid-19 Positivity Seven Day Rolling Average



COMMENTS

- The 7day moving average for daily positivity rate now stands at **4%**

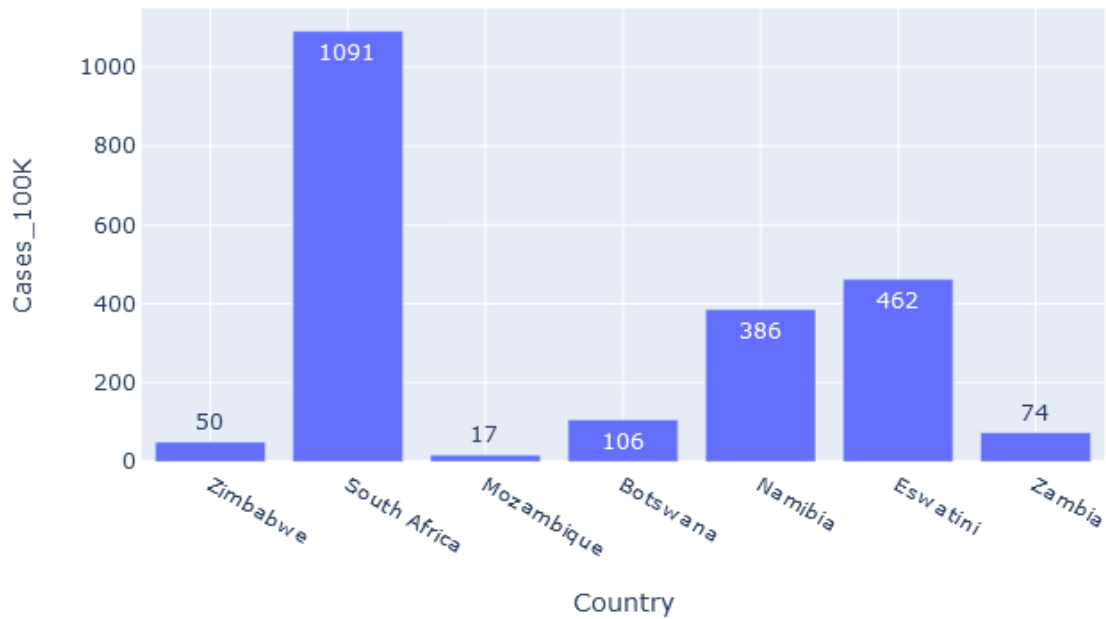
**Testing rates data is not available for other SADC countries*



Regional Analyses

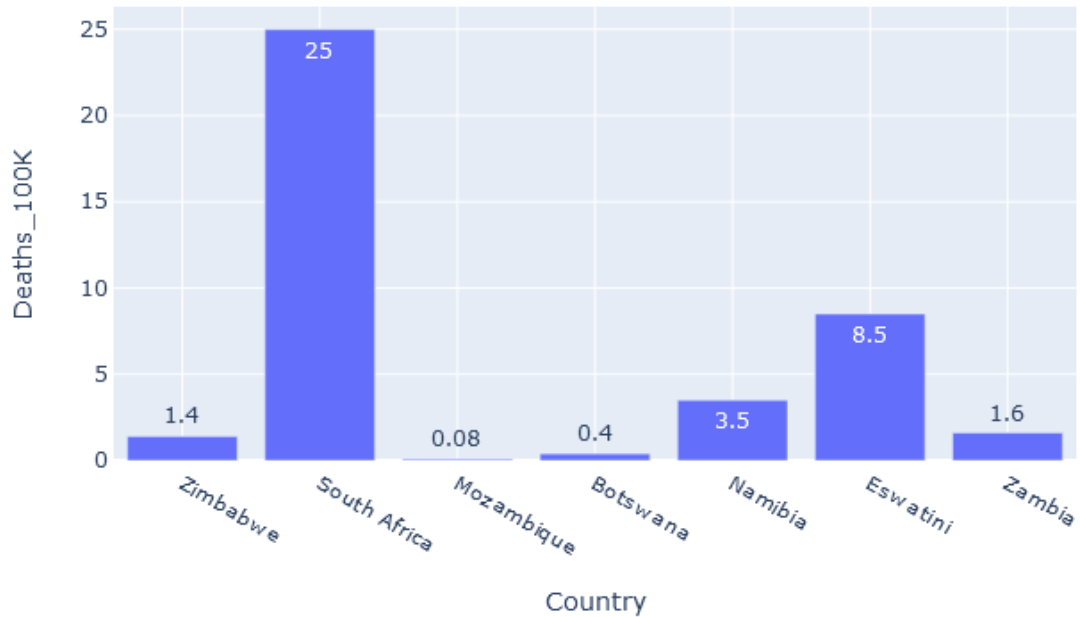
Country	Cumulative Cases	Cumulative Deaths
Zimbabwe	7576	224
South Africa	650749	15499
Mozambique	5482	35
Botswana	2463	11
Namibia	9819	103
Eswatini	5104	101
Zambia	13720	320

SADC Covid Cases Per 100K Population





SADC Covid Deaths Per 100K Population



COMMENTS

- SA has now surpassed **650000** cases and has the highest cases and deaths per capita in the SADC region

#MaskUp #Social Distancing #Stay at Home # Lets Beat Corona

- **The Seven-Day Rolling average or moving average is used to take care of fluctuations in sample processing due by weekends or backlogs due to other operational issues. It is a mean of the last seven days' cases and it is calculated daily. It is used to highlight a finer trend of the variable being reported in this case New Covid-19 Cases in Zimbabwe.*

