



Zimbabwe Covid-19 SitRep 16/09/2020

HIGHLIGHTS TODAY

- **22** New Cases and **No** Deaths reported in the last 24 hours. (*7 day rolling average* for new cases further goes down to 24 from 27 yesterday*).
- **647** PCR tests done today (*positivity for today was 3.4%*)
- **21** are local cases and **1** is a returnee from SA.
- **40** total new recoveries reported: National Recovery rate stands at **77%** and Active cases go down to **1551** today
- As of 16 September 2020, Zimbabwe has now recorded **7598** Cases **5823** recoveries and **224** Deaths.

CASES AND DEATHS DISTRIBUTION

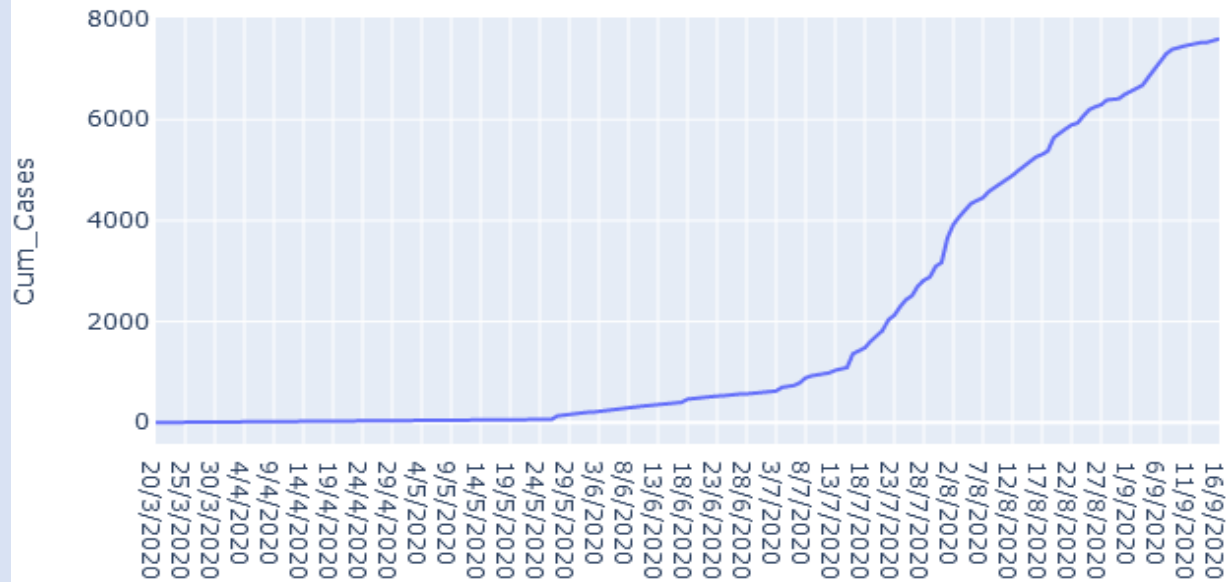


Province	PCR Tests	Cum Cases (New)	Recovered Cases (New)	Active Cases	Deaths (New)
Bulawayo	86	1376(8)	1209(3)	125	42(0)
Harare	467	3210(6)	2006(0)	1084	120(0)
Manicaland	94	448(0)	387(0)	40	21(0)
Mash Cent	0	181(0)	171(4)	6	4(0)
Mash East	0	377(3)	363(2)	10	4(0)
Mash West	0	312(0)	247(31)	53	12(0)
Midlands	0	584(5)	537(0)	38	9(0)
Masvingo	0	229(0)	227(0)	0	2(0)
Mat North	0	124(0)	107(0)	14	3(0)
Mat South	0	757(0)	569(0)	181	7(0)
Total	647	7598(22)	5823(40)	1551	224(0)

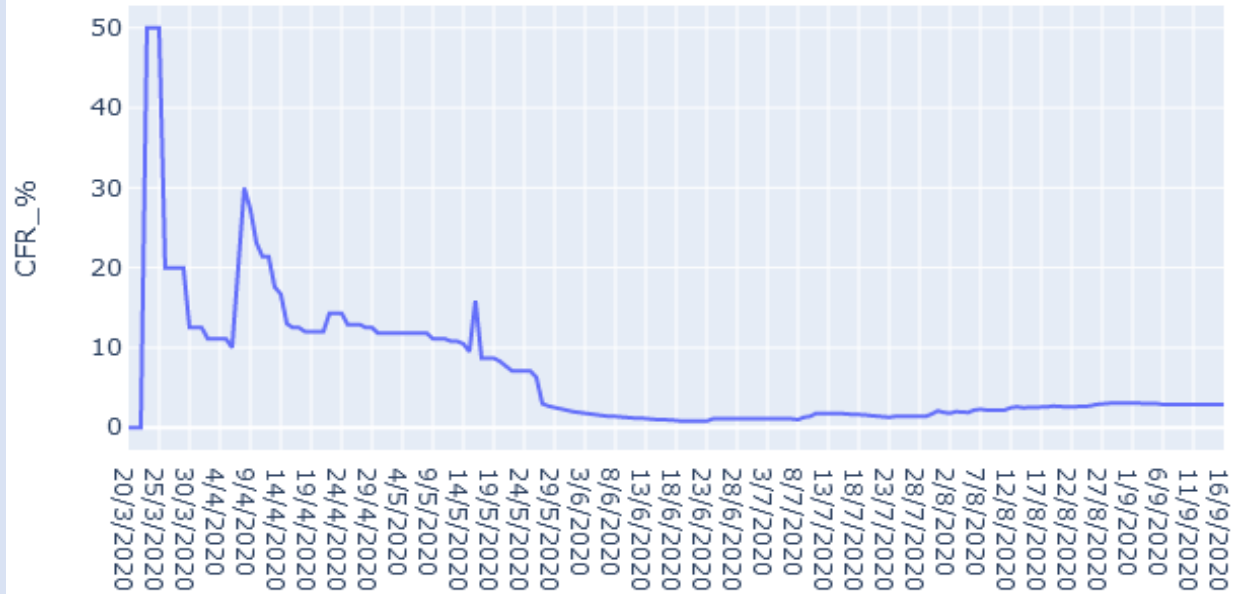
*Provinces with new cases but zero PCR tests conducted received results from NMRL, NTBRL and Lancet



Zimbabwe Covid-19 Cumulative Cases



Zimbabwe Covid-19 Case Fatality Rate



COMMENTS

- Cumulative cases curve remains on an upward trend
- National Case fatality Rate now stands at **2.9 %** as at 16/9/20

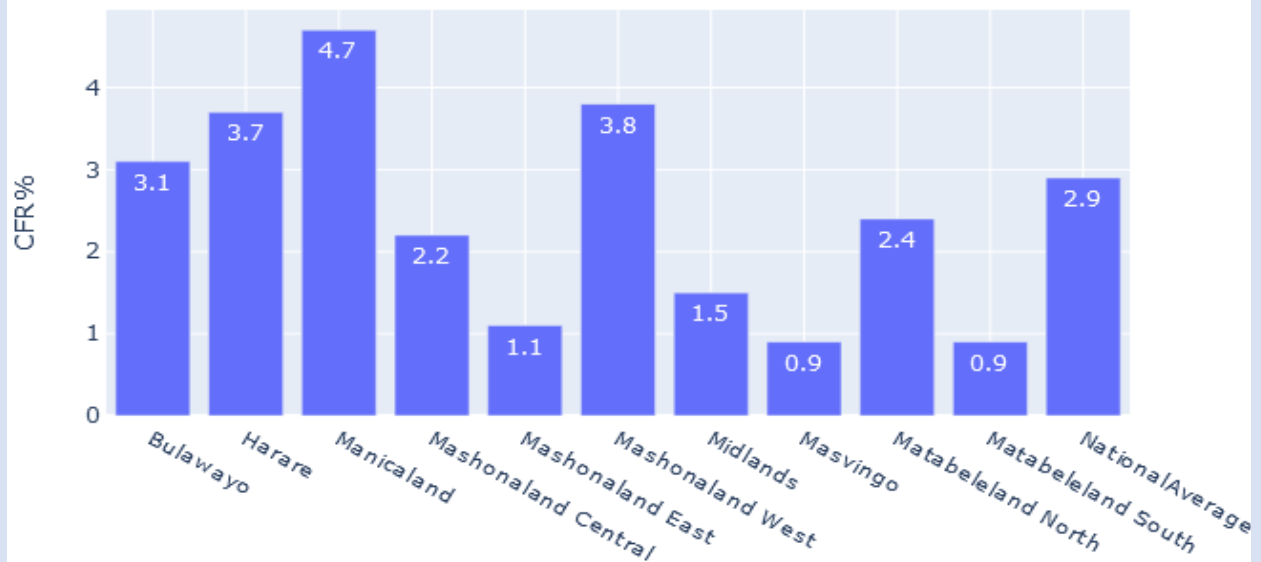


PROVINCIAL ANALYTICS

Zimbabwe Covid Cases Per 100K Popn



Covid Cases Fatality Rate By Province



COMMENTS

- Harare has the highest number of cases per capita followed by Bulawayo and Matabeleland South
- Manicaland, Mash West, Bulawayo and Harare have case fatality ratios above the national average.



CHARACTERISTICS OF CASES

Age and Sex Distribution for Cases



COMMENTS

- More males affected when compared to females
- Most Covid-19 cases are in the 20 – 40 years age groups(57%)
- There are more females affected as age rises



DEATHS ANALYSIS

Age and Sex Distribution of Deaths



COMMENTS

- Most Deaths are between 40 and 80 years of Age(68%)
- There are more deaths from males as age rises

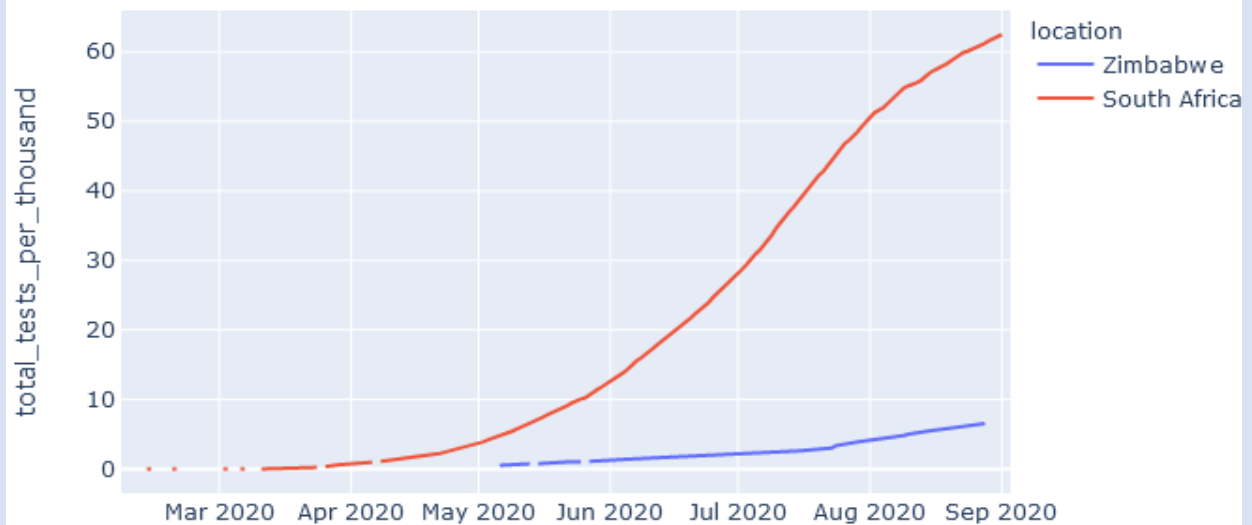
TESTING DATA

Test Type	Cumulative
PCR	111 780
RDT	105 165

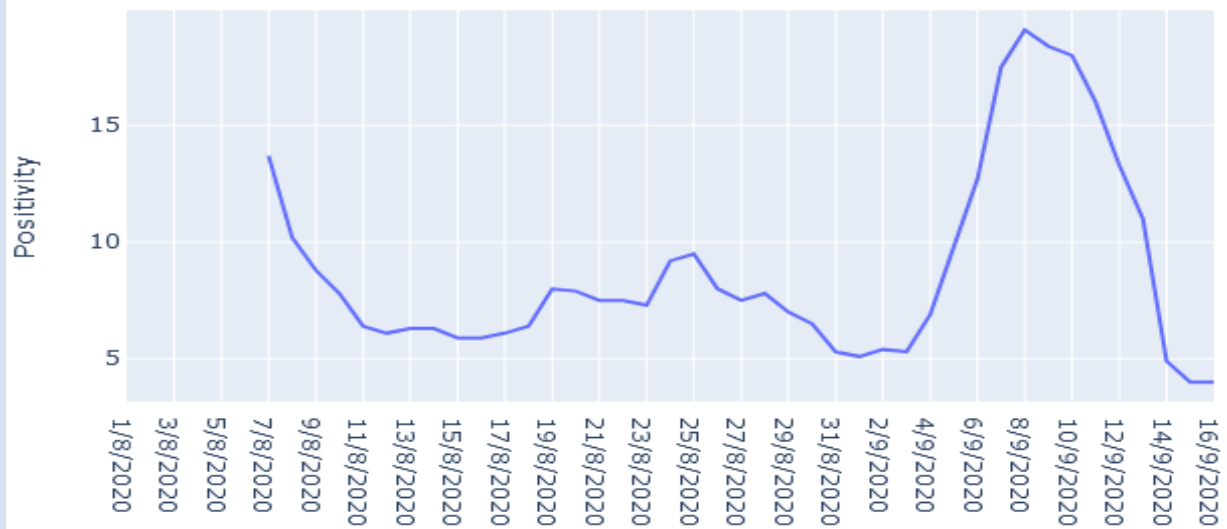


Testing Trends

Covid-19 Testing Trends



Zimbabwe Covid-19 Positivity Seven Day Rolling Average



COMMENTS

- The 7day moving average for daily positivity rate now stands at **4%**

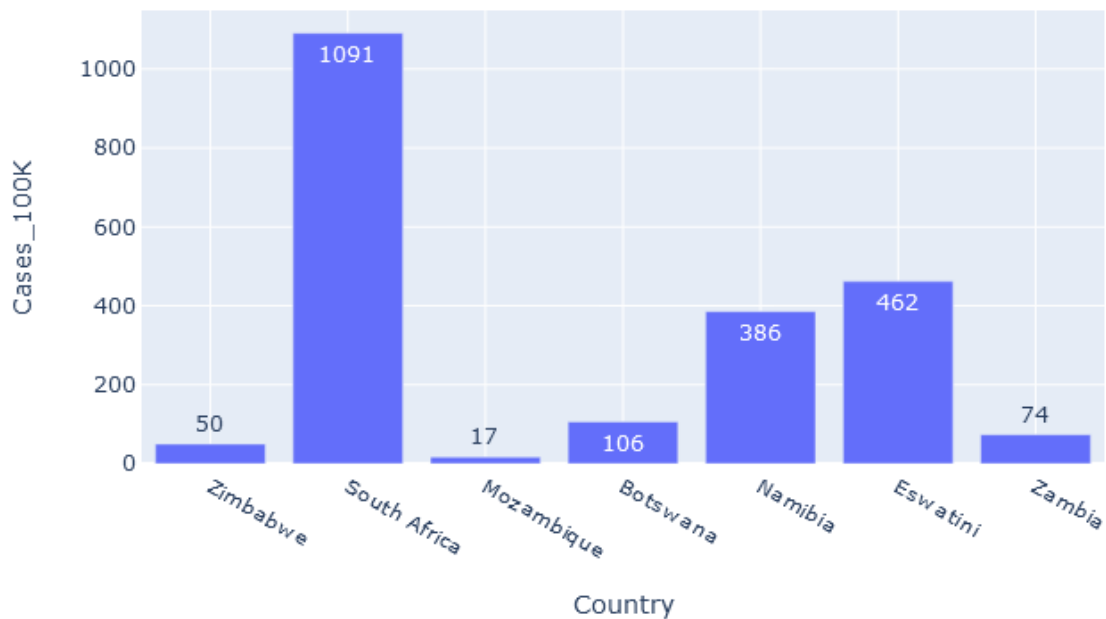
***Testing rates data is not available for other SADC countries**



Regional Analyses

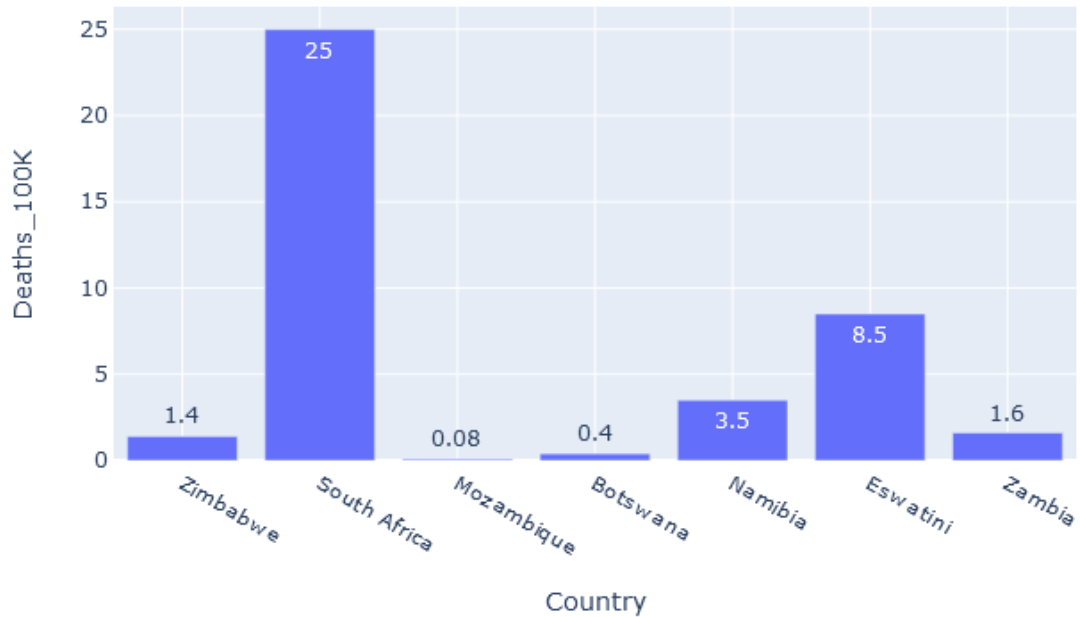
Country	Cumulative Cases	Cumulative Deaths
Zimbabwe	7598	224
South Africa	651521	15641
Mozambique	5713	37
Botswana	2463	11
Namibia	9901	106
Eswatini	5128	101
Zambia	13819	324

SADC Covid Cases Per 100K Population





SADC Covid Deaths Per 100K Population



COMMENTS

- SA has now surpassed **650000** cases and has the highest cases and deaths per capita in the SADC region

#MaskUp #Social Distancing #Stay at Home # Lets Beat Corona

- ****The Seven-Day Rolling average or moving average is used to take care of fluctuations in sample processing due by weekends or backlogs due to other operational issues. It is a mean of the last seven days' cases and it is calculated daily. It is used to highlight a finer trend of the variable being reported in this case New Covid-19 Cases in Zimbabwe.***

