

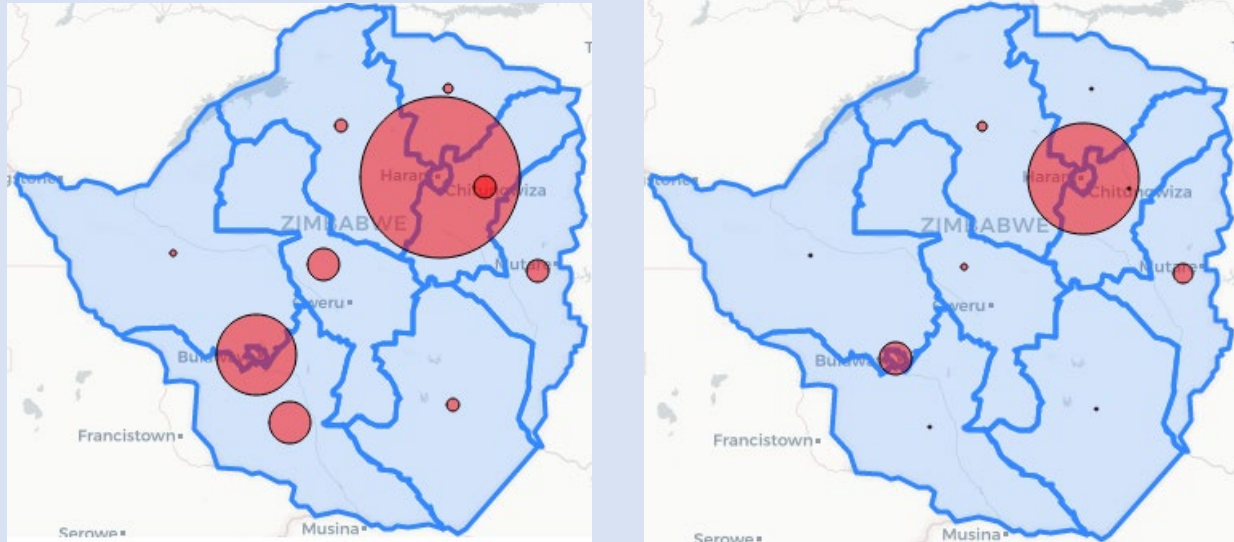


## Zimbabwe Covid-19 SitRep 18/11/2020

### HIGHLIGHTS TODAY

- **36** New Cases and **1** Death reported in the last 24 hours. (7 day rolling average\* for new cases falls to **45** from **48** yesterday ).
- **1246** PCR tests done today (Positivity today was **2.9%**)
- All **36** are local cases (Death reported by Masvingo)
- **20** new recoveries reported: National Recovery rate stands at **91.3%** and Active cases go up to **536** today
- As of 18 November 2020, Zimbabwe has now recorded **8981** Cases **8184** recoveries and **261** Deaths.

### CASES AND DEATHS DISTRIBUTION

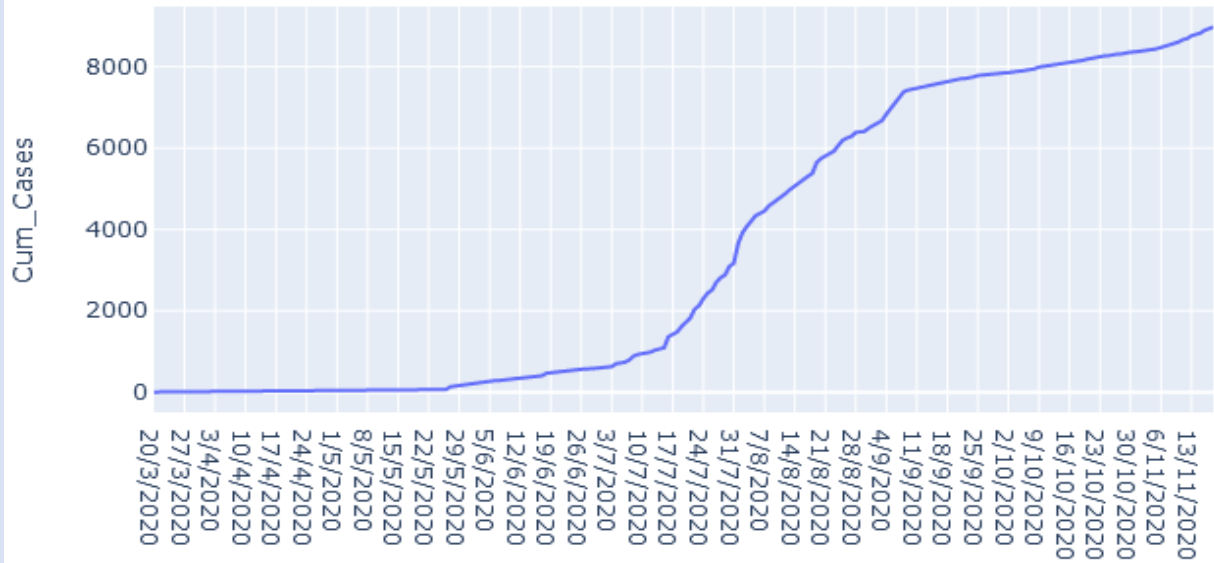


| Province     | PCR Tests   | Cum Cases (New) | Recovered Cases (New) | Active Cases | Deaths (New)  |
|--------------|-------------|-----------------|-----------------------|--------------|---------------|
| Bulawayo     | 188         | 1858(24)        | 1650(11)              | 140          | 68(0)         |
| Harare       | 670         | 3340(1)         | 3143(0)               | 76           | 121(0)        |
| Manicaland   | 6           | 549(0)          | 512(5)                | 13           | 24(0)         |
| Mash Cent    | 28          | 225(0)          | 208(0)                | 12           | 5(0)          |
| Mash East    | 19          | 435(0)          | 423(0)                | 7            | 5(0)          |
| Mash West    | 38          | 360(0)          | 339(1)                | 9            | 12(0)         |
| Midlands     | 28          | 748(1)          | 711(0)                | 27           | 10(0)         |
| Masvingo     | 90          | 291(2)          | 242(0)                | 44           | 5(1)          |
| Mat North    | 117         | 286(3)          | 153(0)                | 130          | 3(0)          |
| Mat South    | 62          | 889(5)          | 803(3)                | 78           | 8(0)          |
| <b>Total</b> | <b>1246</b> | <b>8981(36)</b> | <b>8184(20)</b>       | <b>536</b>   | <b>261(1)</b> |

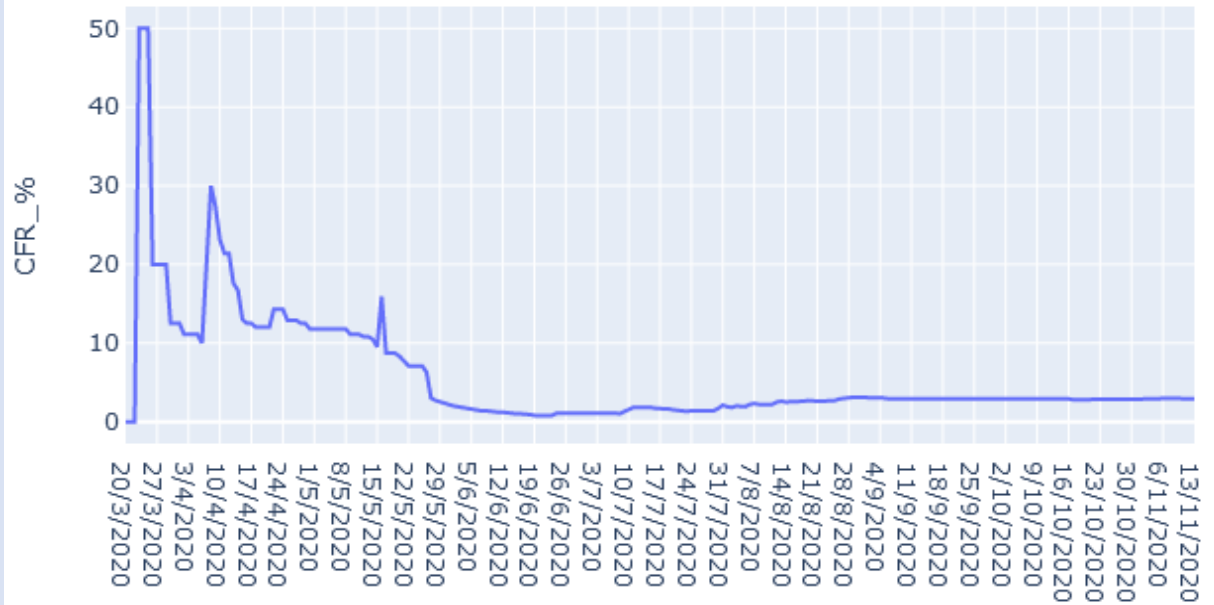
\*Provinces with new cases but zero PCR tests conducted respectively received results from NMRL, NTBRL and Lancet



### Zimbabwe Covid-19 Cumulative Cases



### Zimbabwe Covid-19 Case Fatality Rate



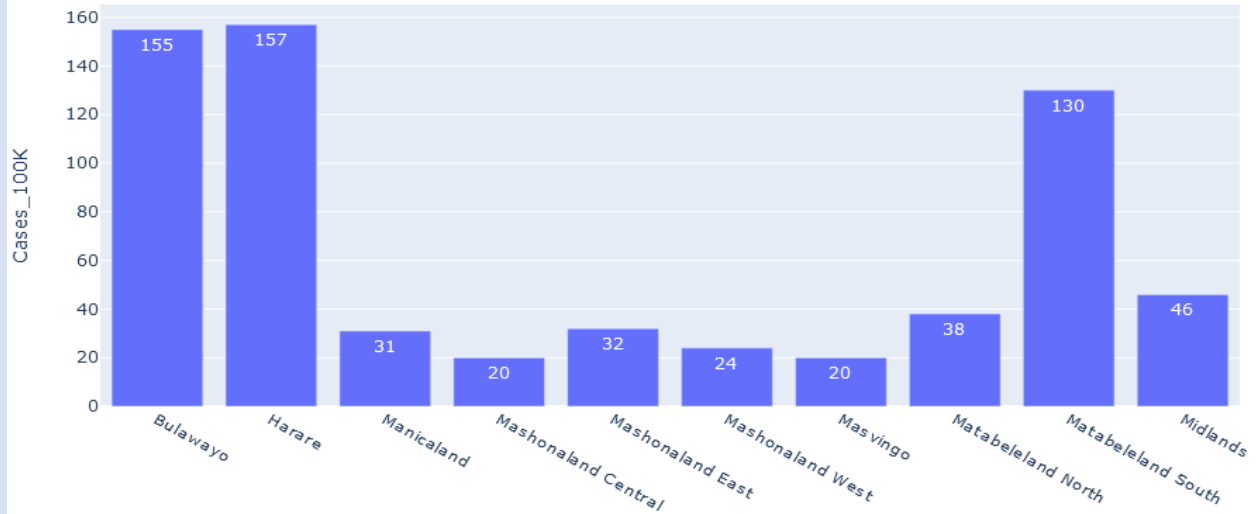
### COMMENTS

- Cumulative cases curve spiking
- National Case fatality Rate now stands at **2.9 %** as at 18/11/20

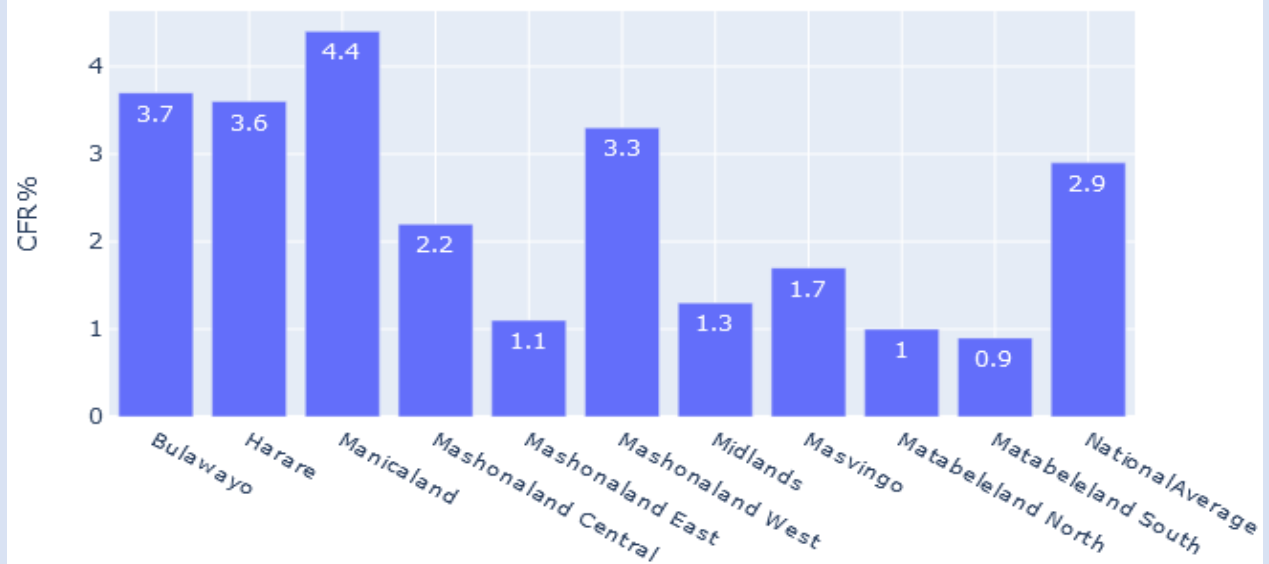


## PROVINCIAL ANALYTICS

Zimbabwe Covid Cases Per 100K Popn



Covid Cases Fatality Rate By Province



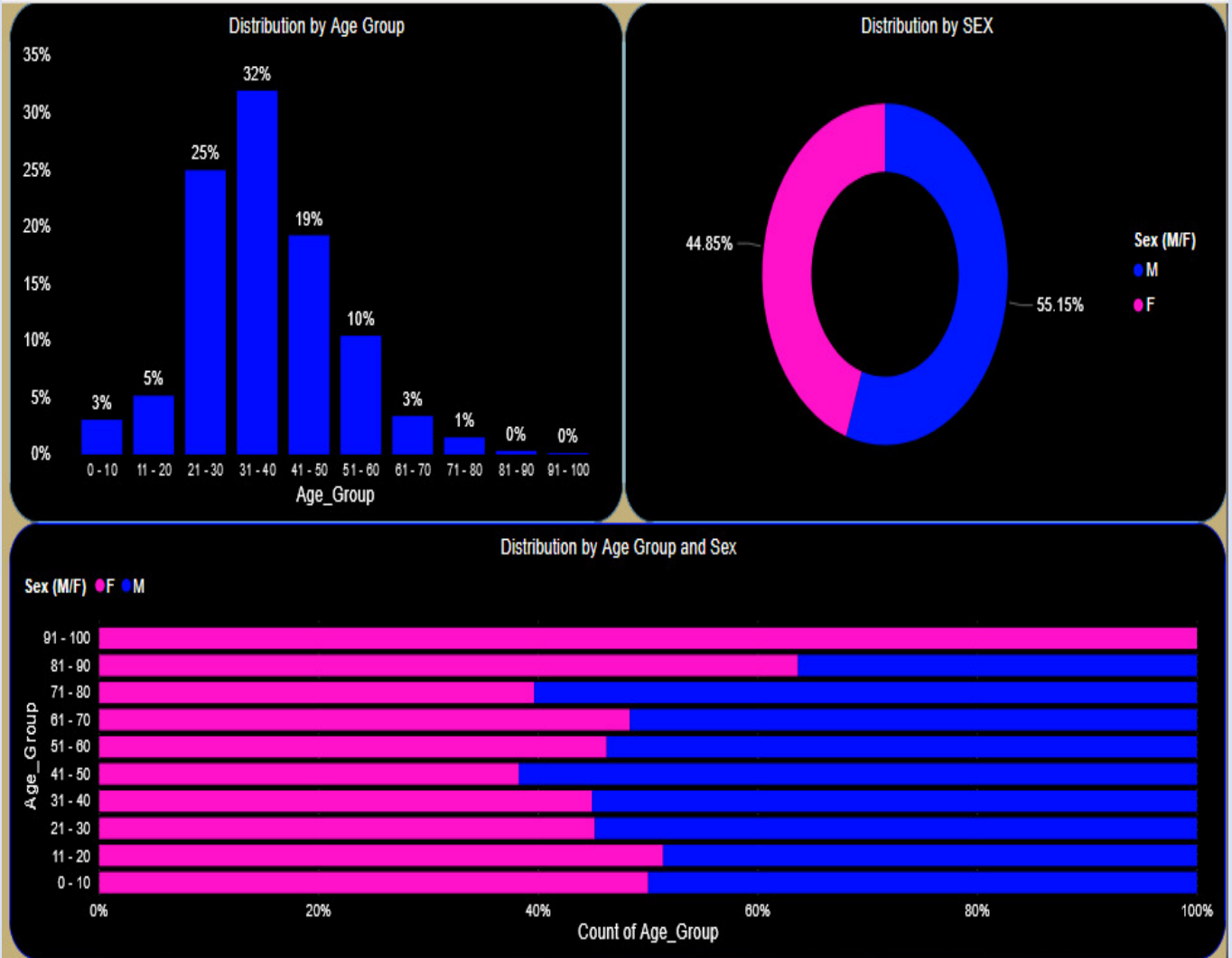
## COMMENTS

- Harare has the highest number of cases per capita followed by Bulawayo and Matabeleland South
- Manicaland, Mash West, Bulawayo and Harare have case fatality ratios above the national average.



## CHARACTERISTICS OF CASES

### Age and Sex Distribution for Cases



## COMMENTS

- More males affected when compared to females
- Most Covid-19 cases are in the 20 – 40 years age groups(57%)
- There are more females affected as age rises



## DEATHS ANALYSIS

### Age and Sex Distribution of Deaths



## COMMENTS

- Most Deaths are between 40 and 80 years of Age(68%)
- There are more deaths from males as age rises

## TESTING DATA

| Test Type | Cumulative |
|-----------|------------|
| PCR       | 156 996    |
| RDT       | 110 437    |

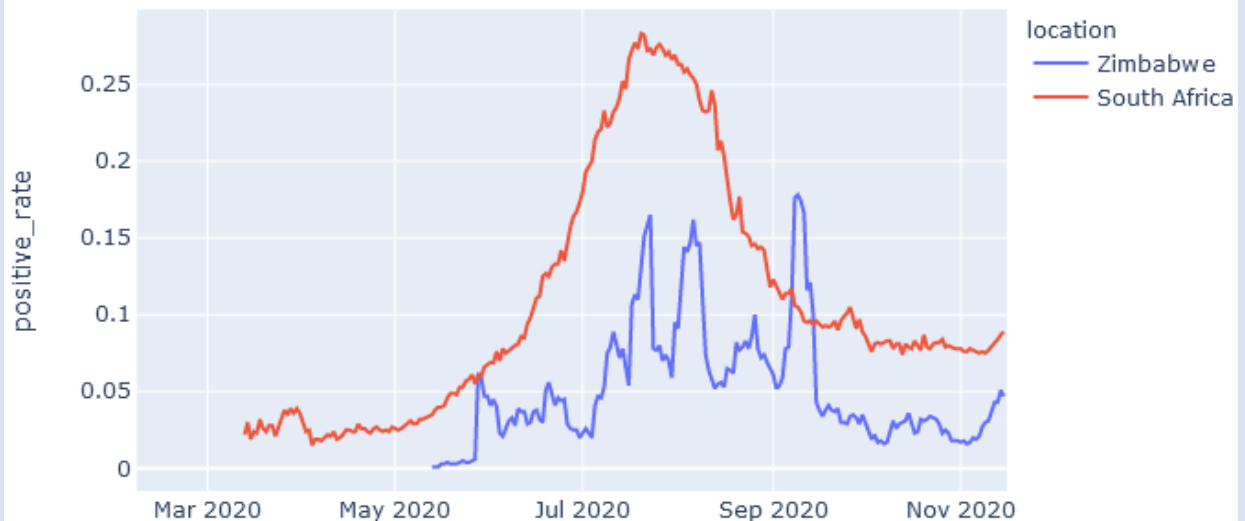


## Testing Trends

### Covid-19 Testing Trends



### Covid 19 Daily Positivity Comparison SA and Zimbabwe



## COMMENTS

- **The Daily Positivity Comparison Data is as at 15/11/2020**

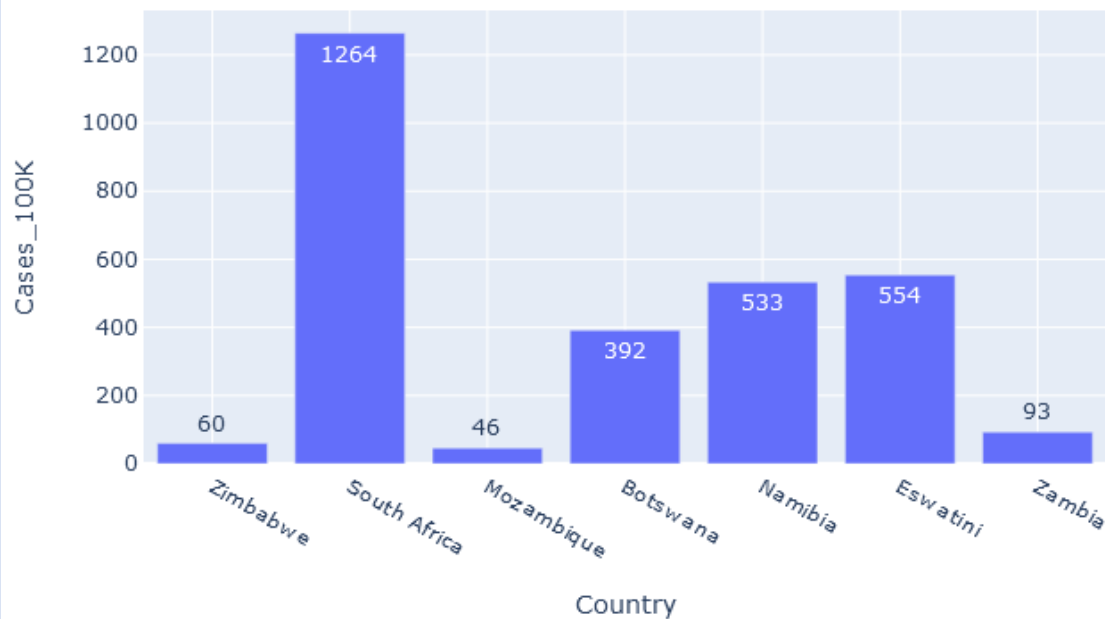
**\*Testing rates data is not available for other SADC countries**



## Regional Analyses

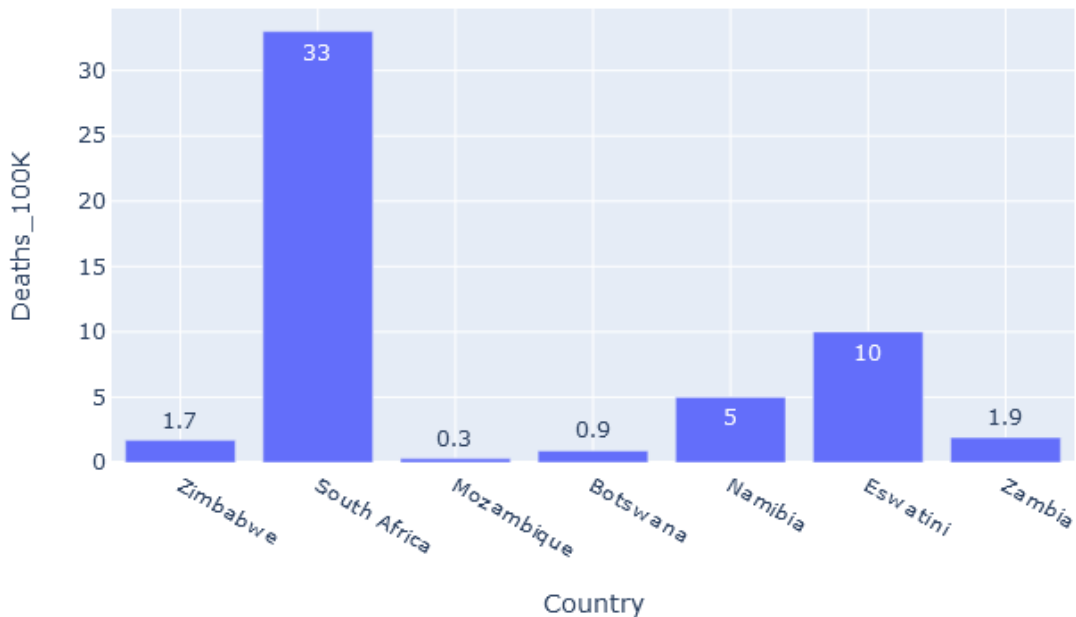
| Country      | Cumulative Cases | Cumulative Deaths |
|--------------|------------------|-------------------|
| Zimbabwe     | 8981             | 261               |
| South Africa | 754256           | 20432             |
| Mozambique   | 14566            | 118               |
| Botswana     | 9103             | 30                |
| Namibia      | 13566            | 140               |
| Eswatini     | 6124             | 119               |
| Zambia       | 17280            | 356               |

SADC Covid Cases Per 100K Population





## SADC Covid Deaths Per 100K Population



### COMMENTS

- SA has now surpassed **750 000** cases and has the highest cases and deaths per capita in the SADC region

***#MaskUp #Social Distancing #Stay at Home # Lets Beat Corona***

- *\*The Seven-Day Rolling average or moving average is used to take care of fluctuations in sample processing due by weekends or backlogs due to other operational issues. It is a mean of the last seven days' cases and it is calculated daily. It is used to highlight a finer trend of the variable being reported in this case New Covid-19 Cases in Zimbabwe.*
- *The Public is encouraged to keep following MOHCC prevention guidelines as a rise in cases has been noted with most cases reported by Bulawayo in the last two weeks*

