



Zimbabwe Covid-19 SitRep 24/09/2020

HIGHLIGHTS TODAY

- **27** New Cases and **No** Death reported in the last 24 hours. (*7 day rolling average* for new cases further goes down to 17 from 18 yesterday*).
- **721** PCR tests done today (*positivity for today was 3.7%*)
- **26** are local cases and **1** is a returnee from Germany
- **36** total new recoveries reported: National Recovery rate stands at **78%** and Active cases go down to **1482** today
- As of 24 September 2020, Zimbabwe has now recorded **7752** Cases **6043** recoveries and **227** Deaths.

CASES AND DEATHS DISTRIBUTION

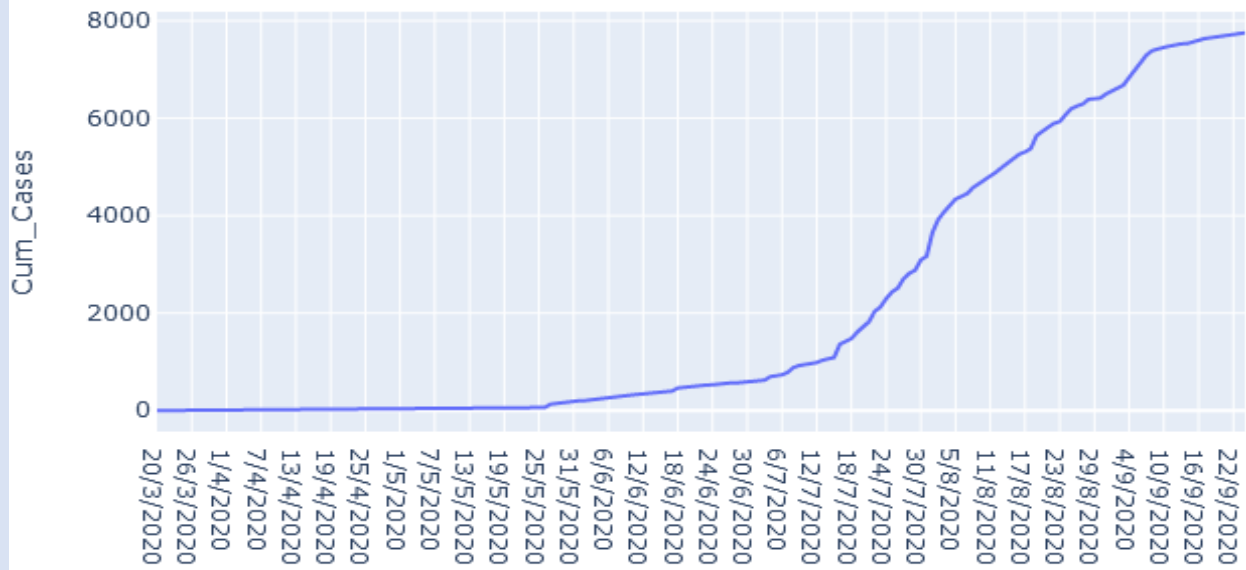


Province	PCR Tests	Cum Cases (New)	Recovered Cases (New)	Active Cases	Deaths (New)
Bulawayo	129	1421(15)	1278(8)	100	43(0)
Harare	434	3249(6)	2006(0)	1122	121(0)
Manicaland	94	471(5)	422(0)	27	22(0)
Mash Cent	0	196(0)	192(12)	0	4(0)
Mash East	0	382(0)	373(0)	5	4(0)
Mash West	0	323(0)	281(15)	30	12(0)
Midlands	22	591(0)	555(0)	27	9(0)
Masvingo	0	230(0)	227(0)	1	2(0)
Mat North	0	130(0)	122(1)	6	3(0)
Mat South	42	758(0)	587(0)	164	7(0)
Total	721	7752(27)	6043(36)	1482	227(0)

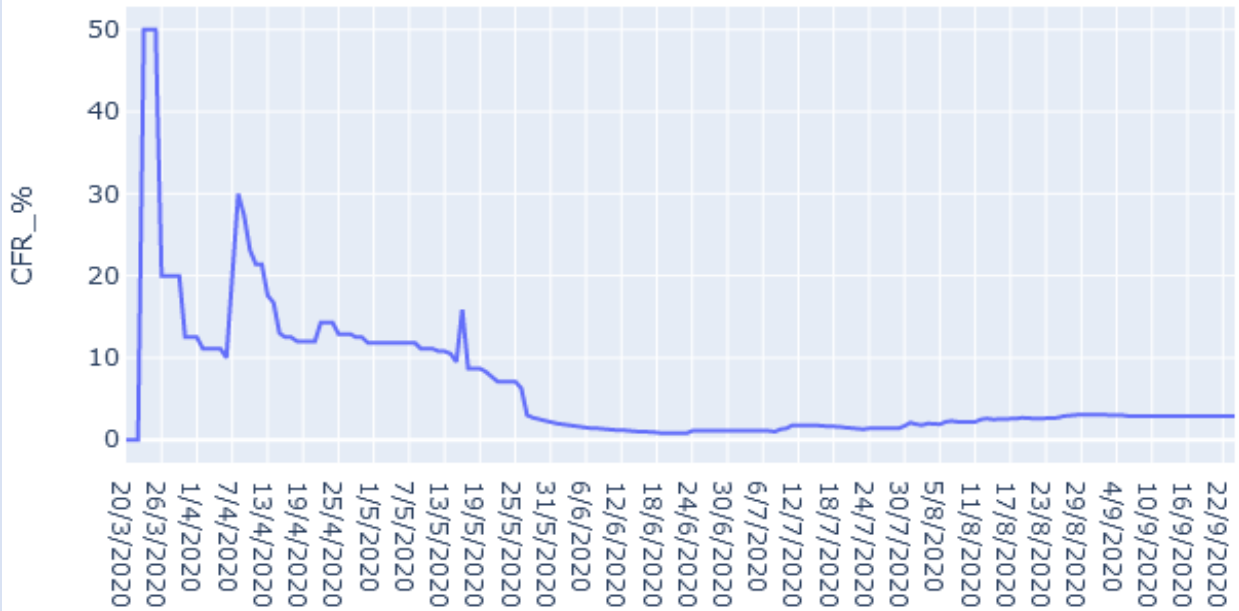
*Provinces with new cases but zero PCR tests conducted received results from NMRL, NTBRL and Lancet



Zimbabwe Covid-19 Cumulative Cases



Zimbabwe Covid-19 Case Fatality Rate



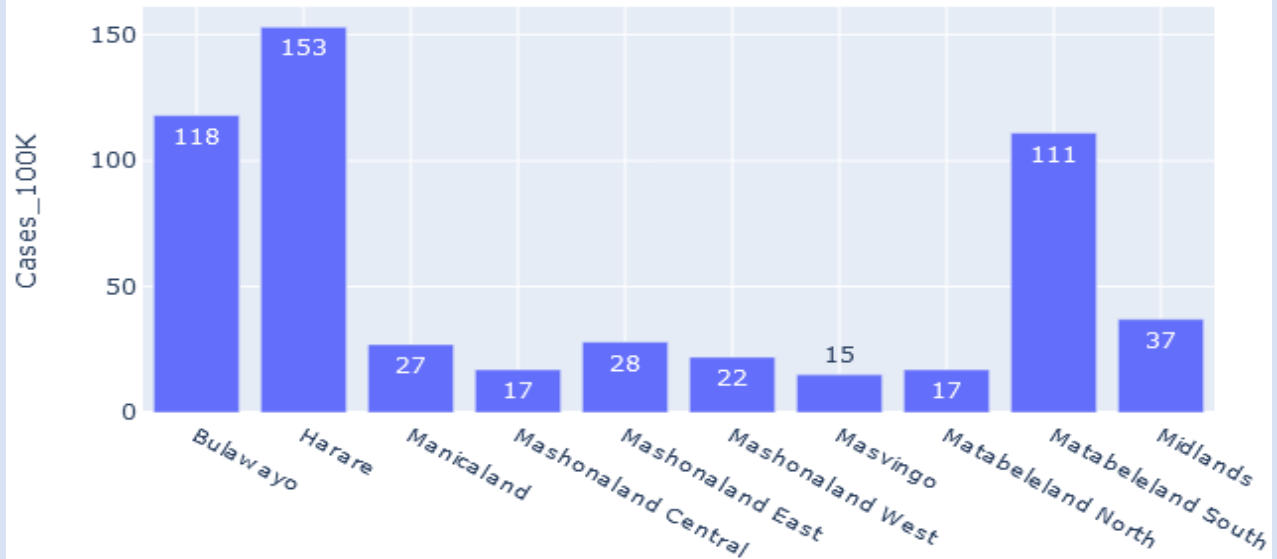
COMMENTS

- Cumulative cases curve flattening
- National Case fatality Rate now stands at **2.9 %** as at 24/9/20

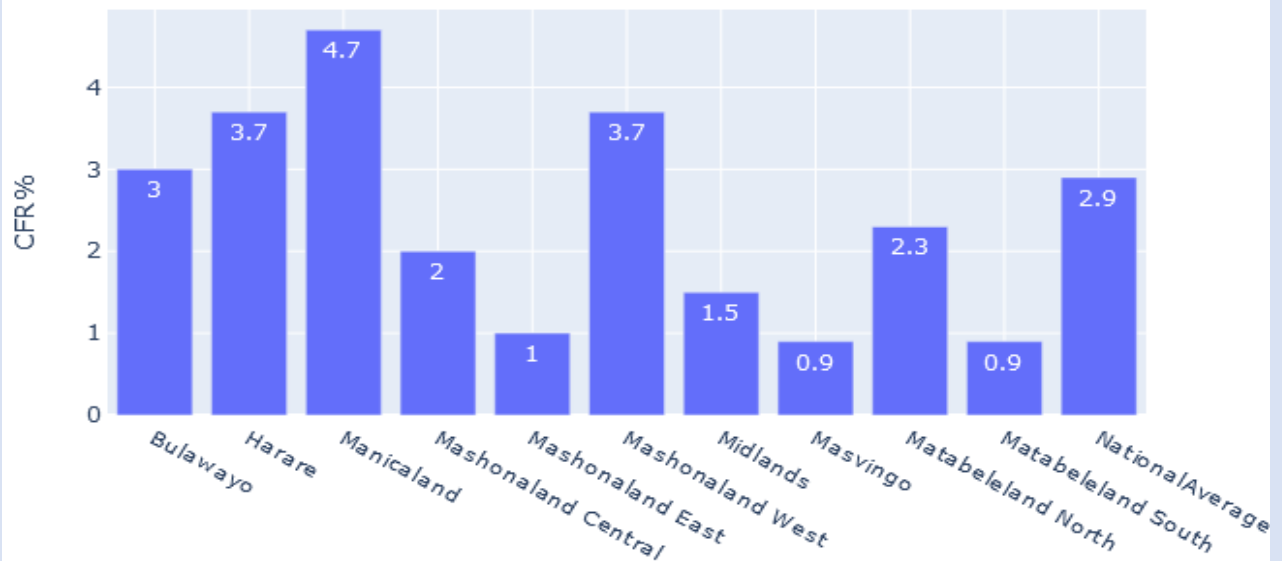


PROVINCIAL ANALYTICS

Zimbabwe Covid Cases Per 100K Popn



Covid Cases Fatality Rate By Province



COMMENTS

- Harare has the highest number of cases per capita followed by Bulawayo and Matabeleland South
- Manicaland, Mash West, Bulawayo and Harare have case fatality ratios above the national average.



CHARACTERISTICS OF CASES

Age and Sex Distribution for Cases



COMMENTS

- More males affected when compared to females
- Most Covid-19 cases are in the 20 – 40 years age groups(57%)
- There are more females affected as age rises



DEATHS ANALYSIS

Age and Sex Distribution of Deaths



COMMENTS

- Most Deaths are between 40 and 80 years of Age(68%)
- There are more deaths from males as age rises

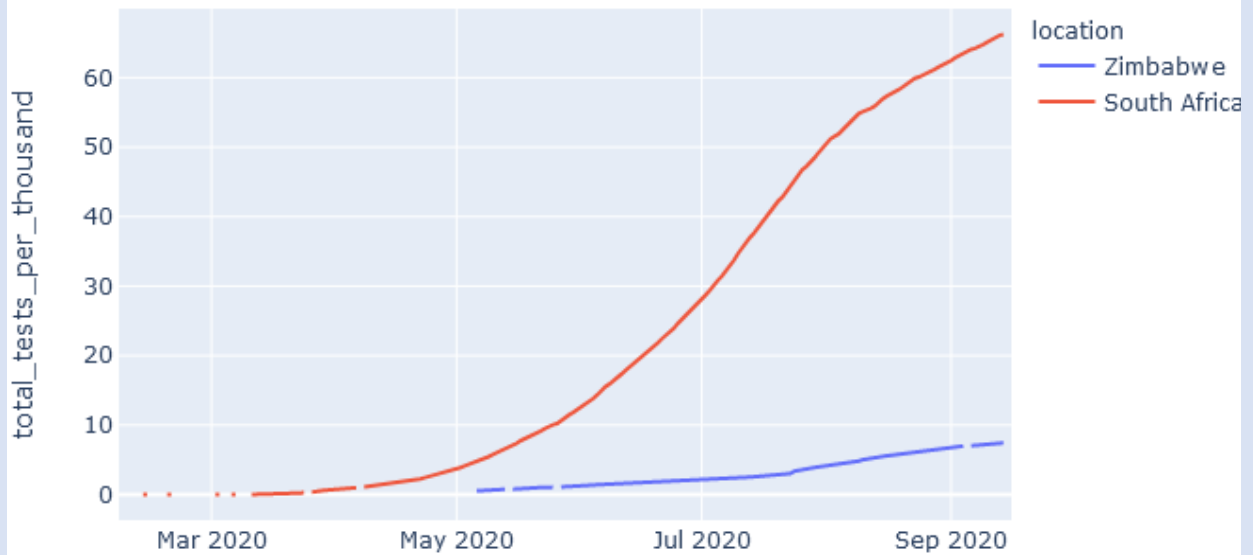
TESTING DATA

Test Type	Cumulative
PCR	116 964
RDT	105 833

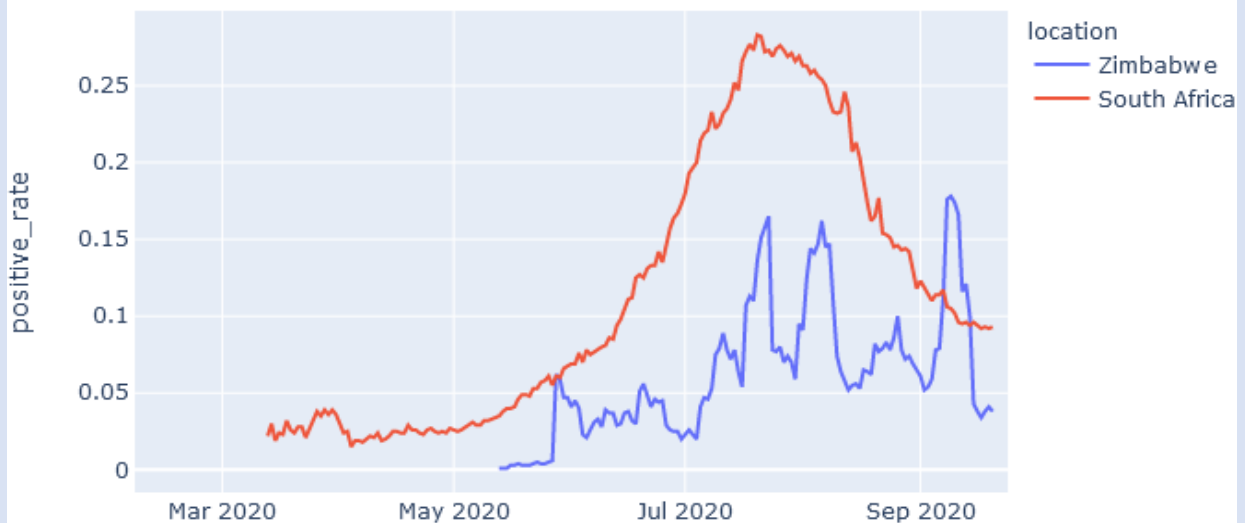


Testing Trends

Covid-19 Testing Trends



Covid 19 Daily Positivity Comparison SA and Zimbabwe



COMMENTS

- The Daily Positivity Comparison Data is as at 20/9/2020

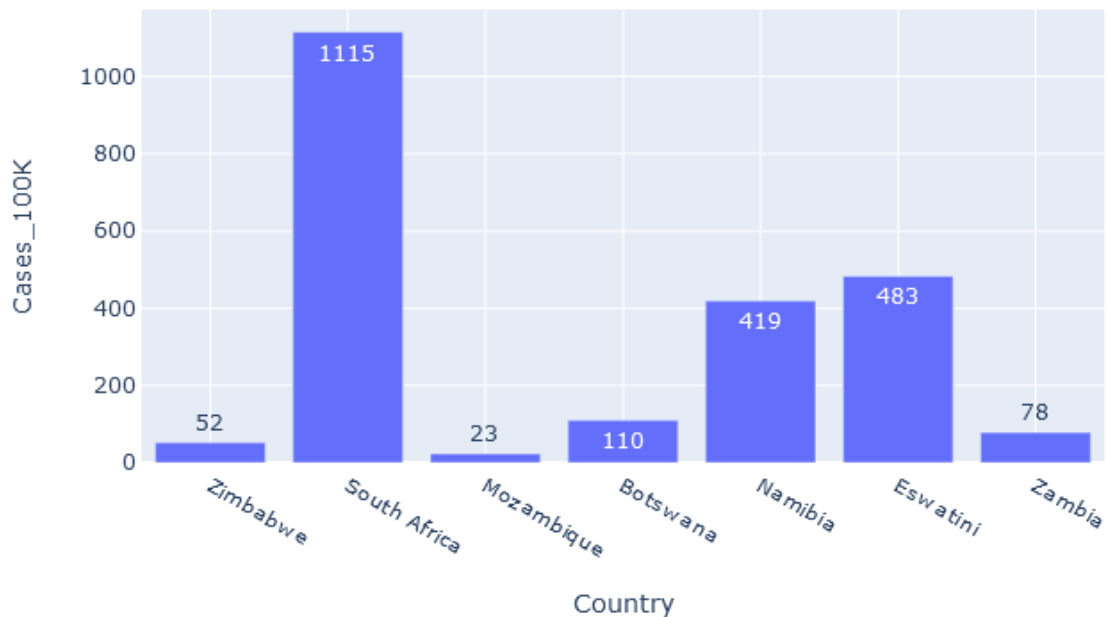
***Testing rates data is not available for other SADC countries**



Regional Analyses

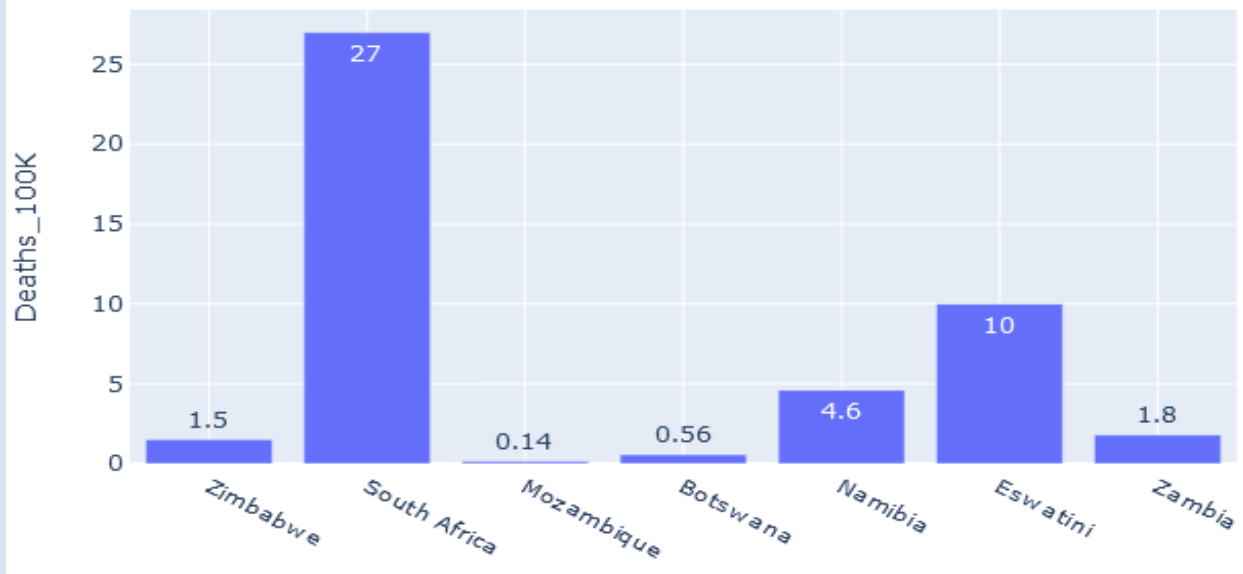
Country	Cumulative Cases	Cumulative Deaths
Zimbabwe	7752	227
South Africa	665188	16206
Mozambique	7262	49
Botswana	2567	13
Namibia	10663	117
Eswatini	5307	108
Zambia	14443	332

SADC Covid Cases Per 100K Population





SADC Covid Deaths Per 100K Population



COMMENTS

- SA has now surpassed **665000** cases and has the highest cases and deaths per capita in the SADC region

#MaskUp #Social Distancing #Stay at Home # Lets Beat Corona

- **The Seven-Day Rolling average or moving average is used to take care of fluctuations in sample processing due by weekends or backlogs due to other operational issues. It is a mean of the last seven days' cases and it is calculated daily. It is used to highlight a finer trend of the variable being reported in this case New Covid-19 Cases in Zimbabwe.*

