



Zimbabwe Covid-19 SitRep 26/10/2020

HIGHLIGHTS TODAY

- **27** New Cases and **5** Deaths reported in the last 24 hours. (7 day rolling average* for new cases rises to **21** today from **18** yesterday).
- **698** PCR tests done today (Positivity today was **3.9%**)
- All **27** are local cases (Deaths reported by Bulawayo (**3**), Manicaland (**1**), Masvingo (**1**))
- **No** new recoveries reported: National Recovery rate stands at **94%** and Active cases go up to **264** today
- As of 26 October 2020, Zimbabwe has now recorded **8303** Cases **7797** recoveries and **242** Deaths.

CASES AND DEATHS DISTRIBUTION

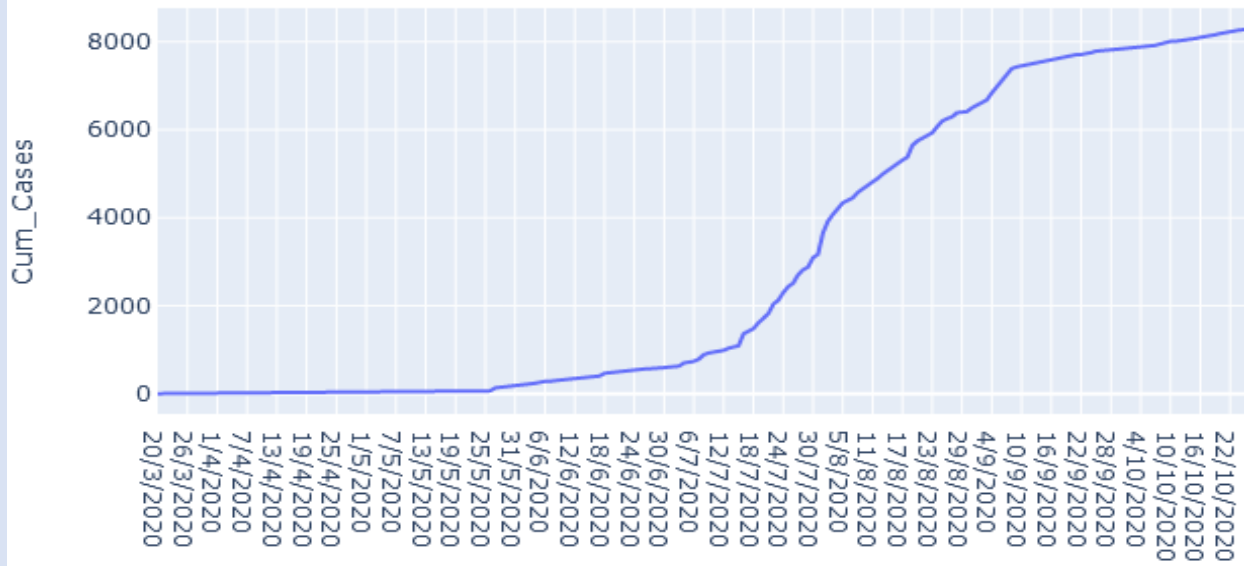


| Province | PCR Tests | Cum Cases (New) | Recovered Cases (New) | Active Cases | Deaths (New) |
|--------------|------------|-----------------|-----------------------|--------------|---------------|
| Bulawayo | 90 | 1628(13) | 1450(0) | 123 | 52(3) |
| Harare | 493 | 3318(14) | 3143(0) | 54 | 121(0) |
| Manicaland | 94 | 523(0) | 470(0) | 30 | 23(1) |
| Mash Cent | 0 | 208(0) | 202(0) | 2 | 4(0) |
| Mash East | 0 | 414(0) | 409(0) | 1 | 4(0) |
| Mash West | 0 | 351(0) | 317(0) | 22 | 12(0) |
| Midlands | 21 | 674(0) | 647(0) | 18 | 9(0) |
| Masvingo | 0 | 239(0) | 234(0) | 2 | 3(1) |
| Mat North | 0 | 144(0) | 139(0) | 2 | 3(0) |
| Mat South | 0 | 804(0) | 786(0) | 10 | 8(0) |
| Total | 698 | 8303(27) | 7797(0) | 264 | 242(5) |

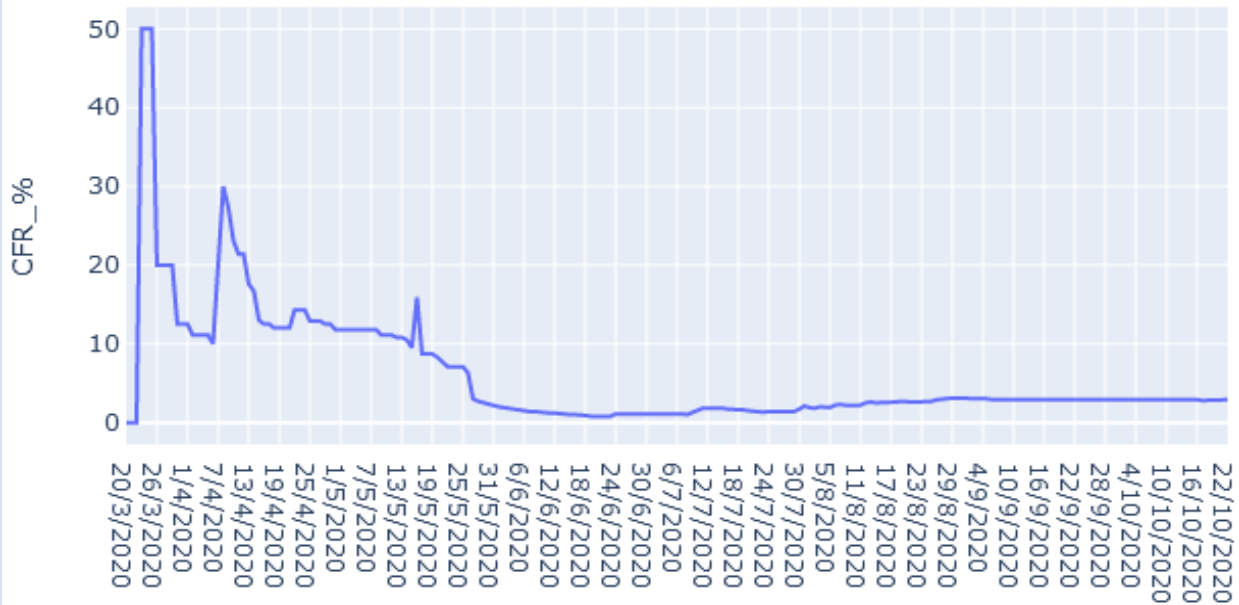
*Provinces with new cases but zero PCR tests conducted respectively received results from NMRL, NTBRL and Lancet



Zimbabwe Covid-19 Cumulative Cases



Zimbabwe Covid-19 Case Fatality Rate



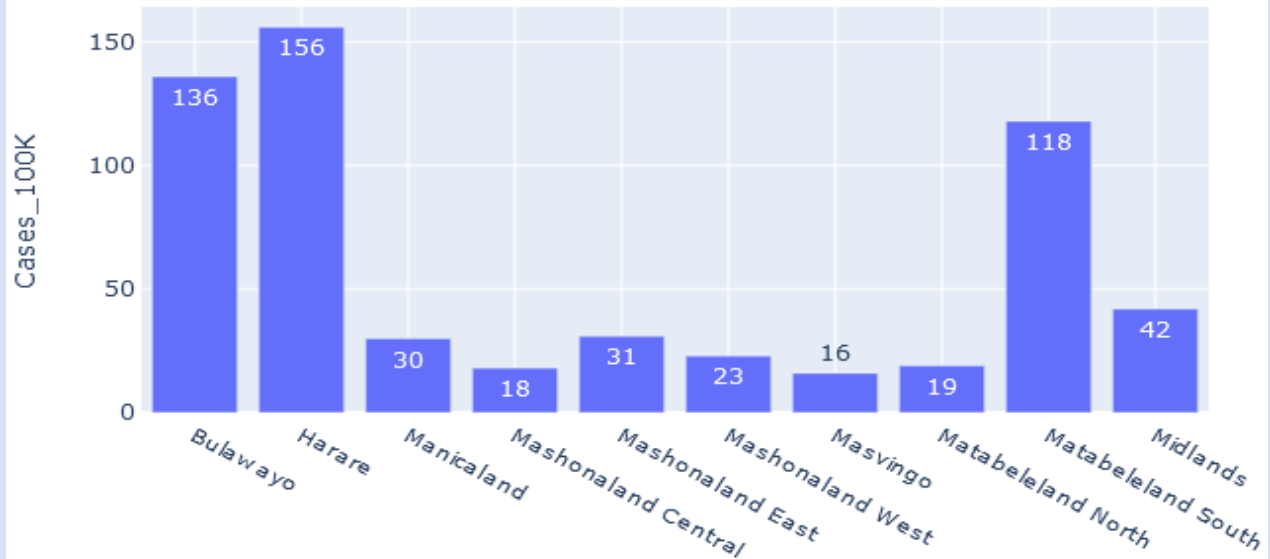
COMMENTS

- Cumulative cases curve flattening
- National Case fatality Rate now stands at **2.9 %** as at 26/10/20

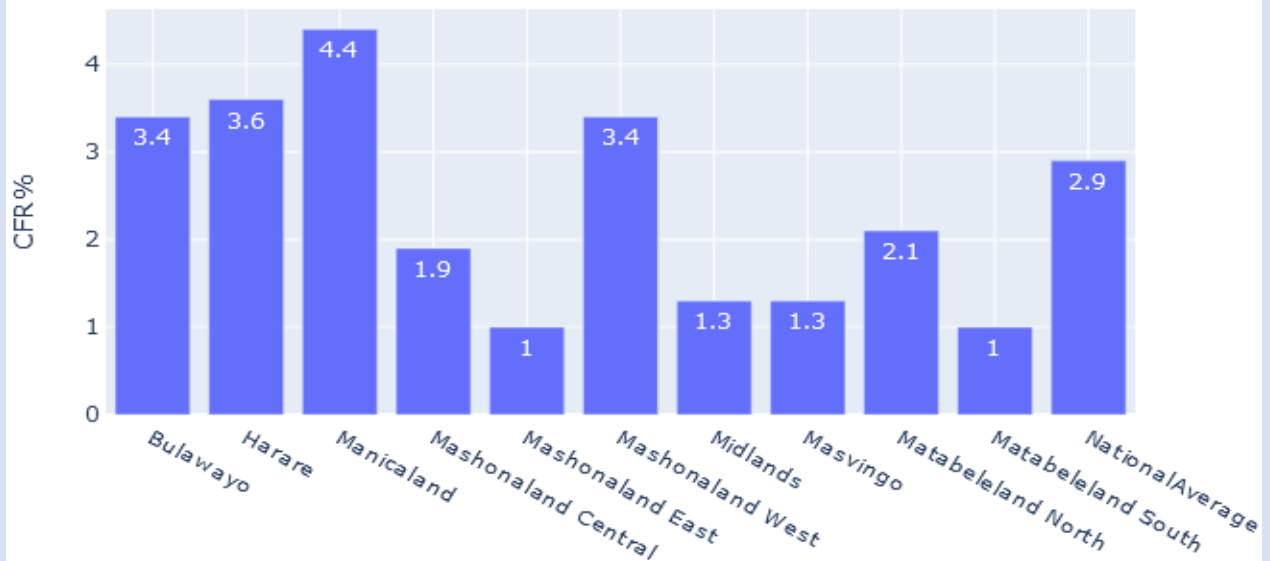


PROVINCIAL ANALYTICS

Zimbabwe Covid Cases Per 100K Popn



Covid Cases Fatality Rate By Province



COMMENTS

- Harare has the highest number of cases per capita followed by Bulawayo and Matabeleland South
- Manicaland, Mash West, Bulawayo and Harare have case fatality ratios above the national average.



CHARACTERISTICS OF CASES

Age and Sex Distribution for Cases



COMMENTS

- More males affected when compared to females
- Most Covid-19 cases are in the 20 – 40 years age groups(57%)
- There are more females affected as age rises



DEATHS ANALYSIS

Age and Sex Distribution of Deaths



COMMENTS

- Most Deaths are between 40 and 80 years of Age(68%)
- There are more deaths from males as age rises

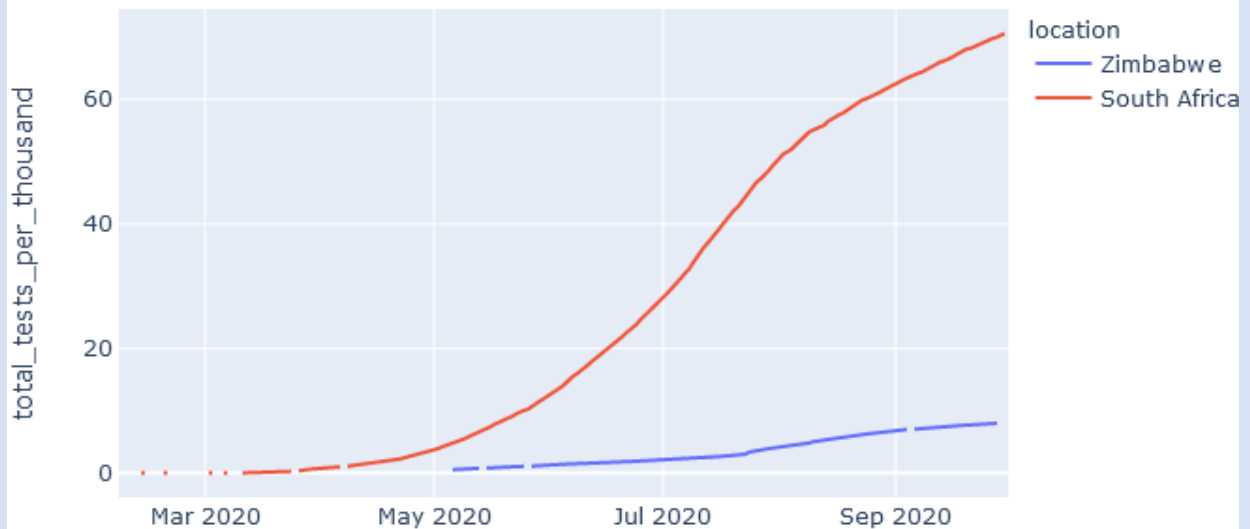
TESTING DATA

| Test Type | Cumulative |
|-----------|------------|
| PCR | 137 829 |
| RDT | 109 660 |

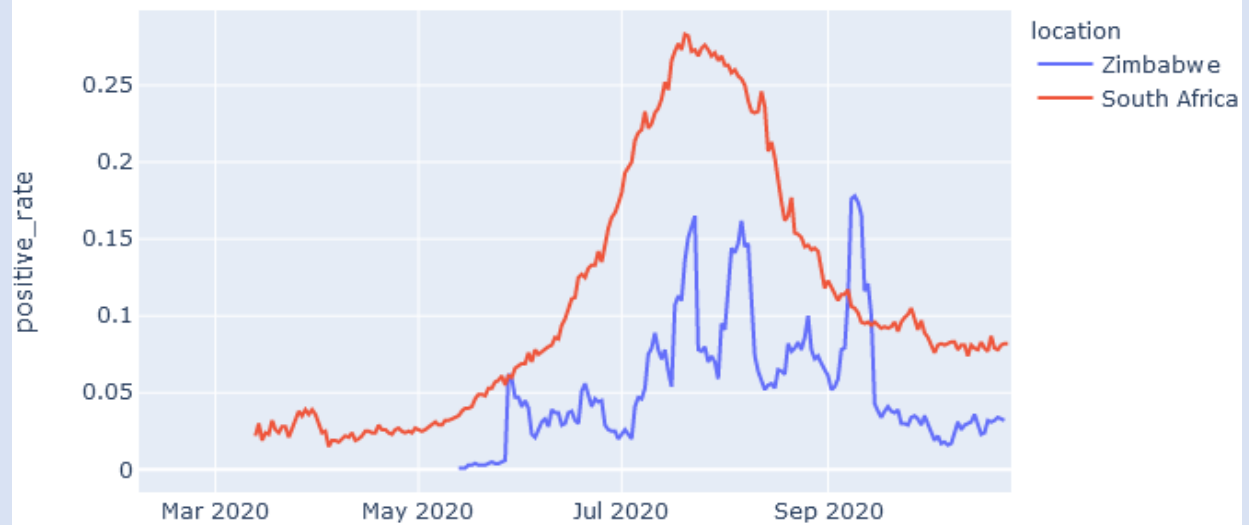


Testing Trends

Covid-19 Testing Trends



Covid 19 Daily Positivity Comparison SA and Zimbabwe



COMMENTS

- The Daily Positivity Comparison Data is as at 24/10/2020

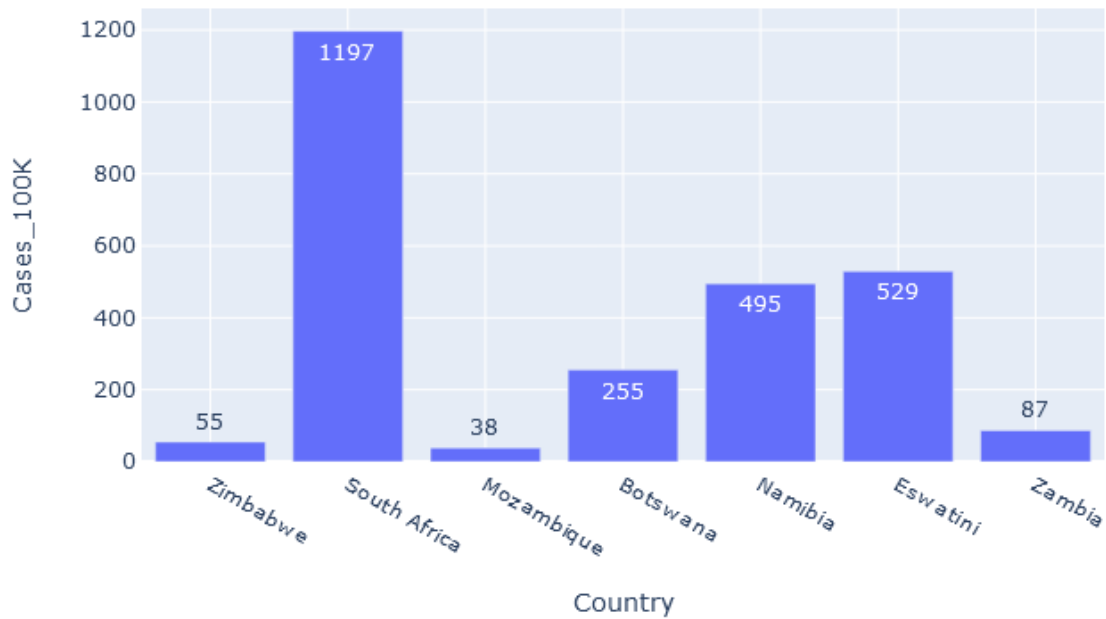
***Testing rates data is not available for other SADC countries**



Regional Analyses

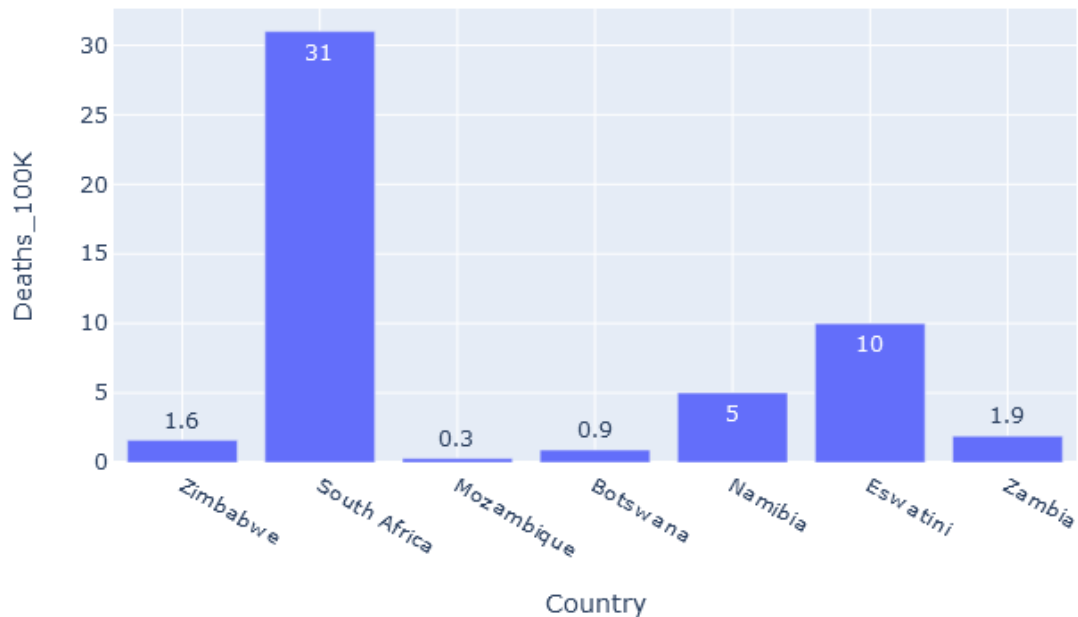
| Country | Cumulative Cases | Cumulative Deaths |
|--------------|------------------|-------------------|
| Zimbabwe | 8303 | 242 |
| South Africa | 715868 | 18968 |
| Mozambique | 11986 | 86 |
| Botswana | 5923 | 21 |
| Namibia | 12660 | 133 |
| Eswatini | 5854 | 116 |
| Zambia | 16200 | 348 |

SADC Covid Cases Per 100K Population





SADC Covid Deaths Per 100K Population



COMMENTS

- SA has now surpassed **710 000** cases and has the highest cases and deaths per capita in the SADC region

#MaskUp #Social Distancing #Stay at Home # Lets Beat Corona

- **The Seven-Day Rolling average or moving average is used to take care of fluctuations in sample processing due by weekends or backlogs due to other operational issues. It is a mean of the last seven days' cases and it is calculated daily. It is used to highlight a finer trend of the variable being reported in this case New Covid-19 Cases in Zimbabwe.*
- *The Public is encouraged to keep following MOHCC prevention guidelines as a rise in cases has been noted with most cases reported by Bulawayo in the last two weeks*

