

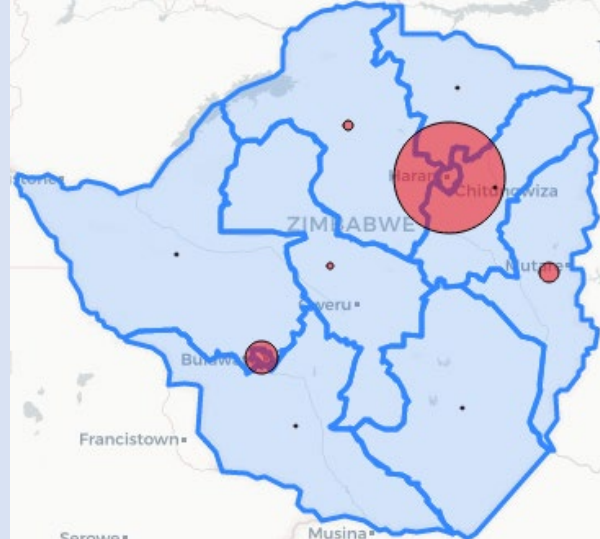
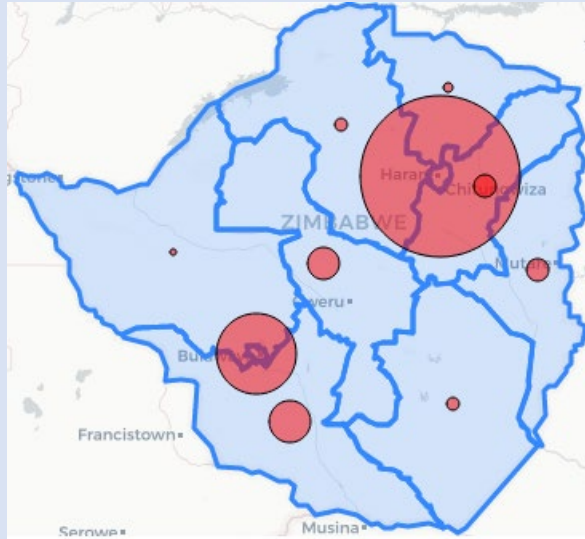


Zimbabwe Covid-19 SitRep 30/11/2020

HIGHLIGHTS TODAY

- **84** New Cases and **1** Death reported in the last 24 hours. (7 day rolling average* for new cases remains at **104**).
- **797** PCR tests done today (Positivity today was **10.5%**)
- **61** are local cases while **23** are returnees from SA(**22**) and Botswana(**1**) (Death reported by Manicaland)
- **7** new recoveries reported: National Recovery rate stands at **84.6%** and Active cases go up to **1268** today
- As of 30 November 2020, Zimbabwe has now recorded **10 034** Cases **8489** recoveries and **277** Deaths.

CASES AND DEATHS DISTRIBUTION

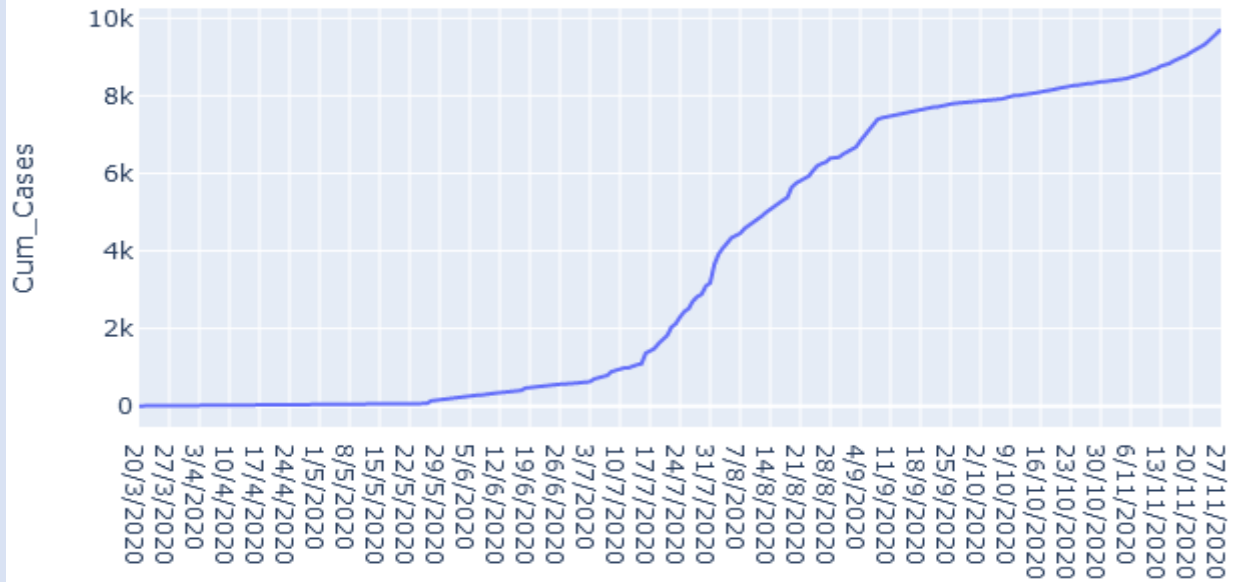


Province	PCR Tests	Cum Cases (New)	Recovered Cases (New)	Active Cases	Deaths (New)
Bulawayo	276	2306(12)	1765(0)	461	80(0)
Harare	442	3393(1)	3143(0)	129	121(0)
Manicaland	3	564(2)	532(1)	7	25(1)
Mash Cent	7	240(1)	217(0)	18	5(0)
Mash East	28	493(23)	425(0)	63	5(0)
Mash West	0	489(0)	339(0)	138	12(0)
Midlands	0	843(13)	740(0)	93	10(0)
Masvingo	13	317(6)	295(5)	15	7(0)
Mat North	24	359(1)	163(1)	196	3(0)
Mat South	4	1030(24)	870(0)	148	9(0)
Total	797	10034(84)	8489(7)	1268	277(1)

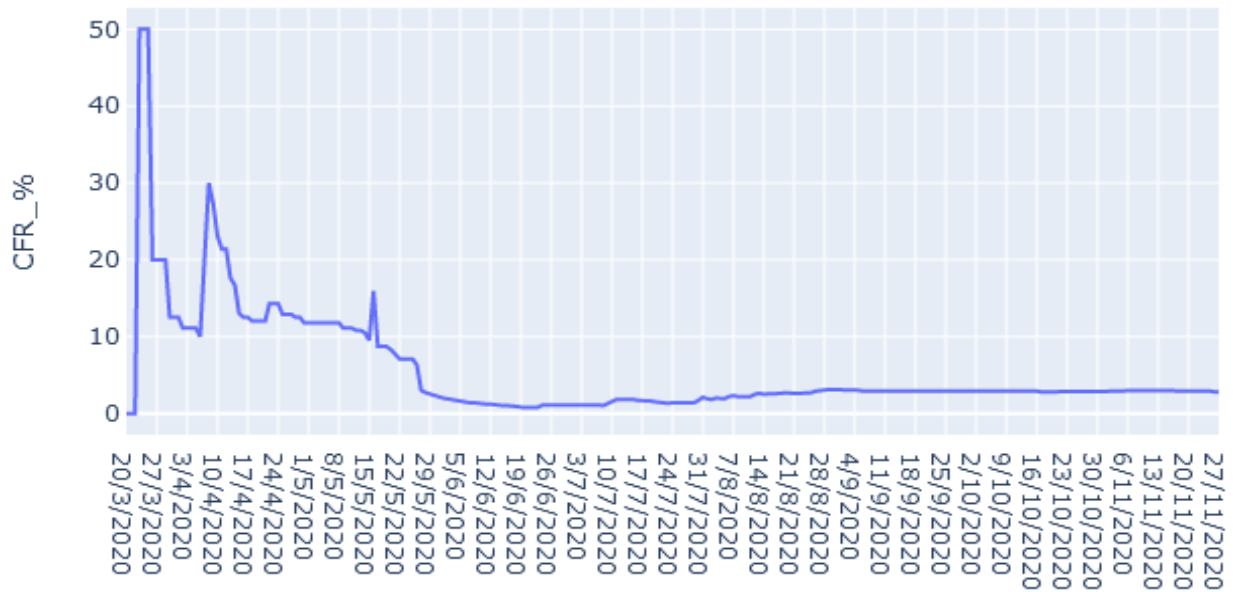
*Provinces with new cases but zero PCR tests conducted respectively received results from NMRL, NTBRL and Lancet



Zimbabwe Covid-19 Cumulative Cases



Zimbabwe Covid-19 Case Fatality Rate



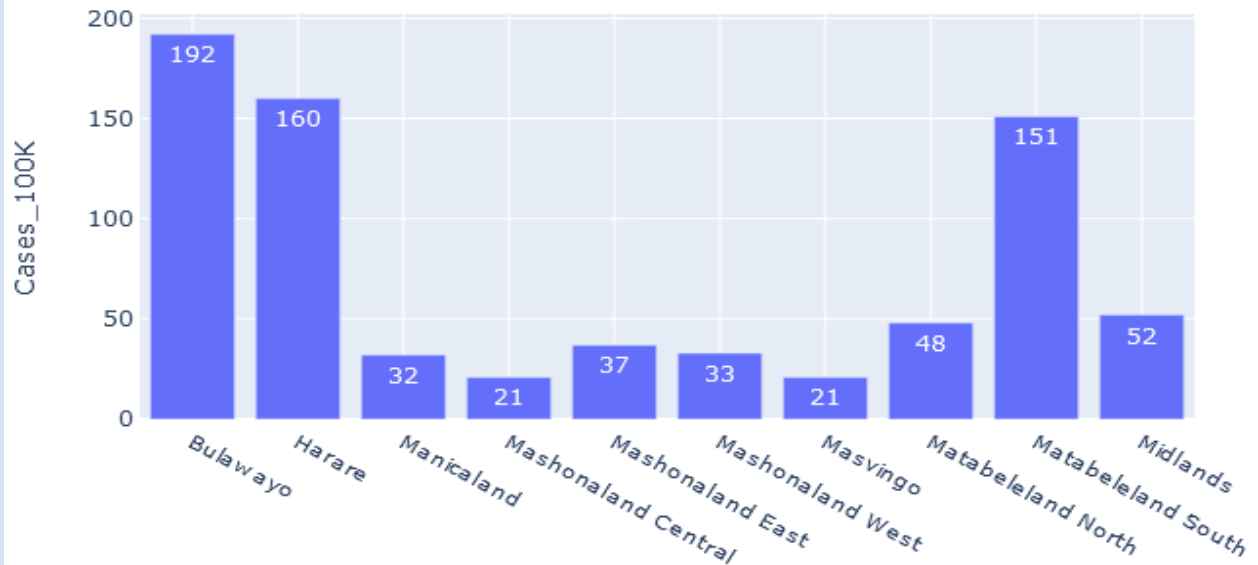
COMMENTS

- Cumulative cases curve spiking
- National Case fatality Rate now stands at **2.8 %** as at 30/11/20

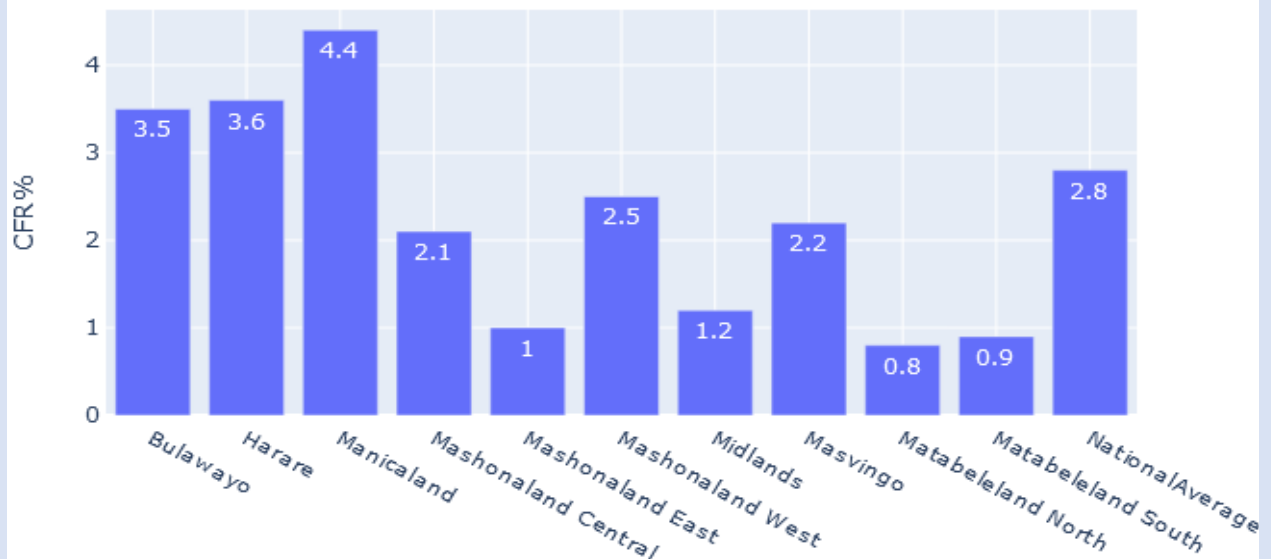


PROVINCIAL ANALYTICS

Zimbabwe Covid Cases Per 100K Popn



Covid Cases Fatality Rate By Province



COMMENTS

- Harare and Bulawayo have the highest number of cases per capita followed by Matabeleland South
- Manicaland, Bulawayo and Harare have case fatality ratios above the national average.



CHARACTERISTICS OF CASES

Age and Sex Distribution for Cases



COMMENTS

- More males affected when compared to females
- Most Covid-19 cases are in the 20 – 40 years age groups(57%)
- There are more females affected as age rises



DEATHS ANALYSIS

Age and Sex Distribution of Deaths



COMMENTS

- Most Deaths are between 40 and 80 years of Age(68%)
- There are more deaths from males as age rises

TESTING DATA

Test Type	Cumulative
PCR	169 183
RDT	110 591

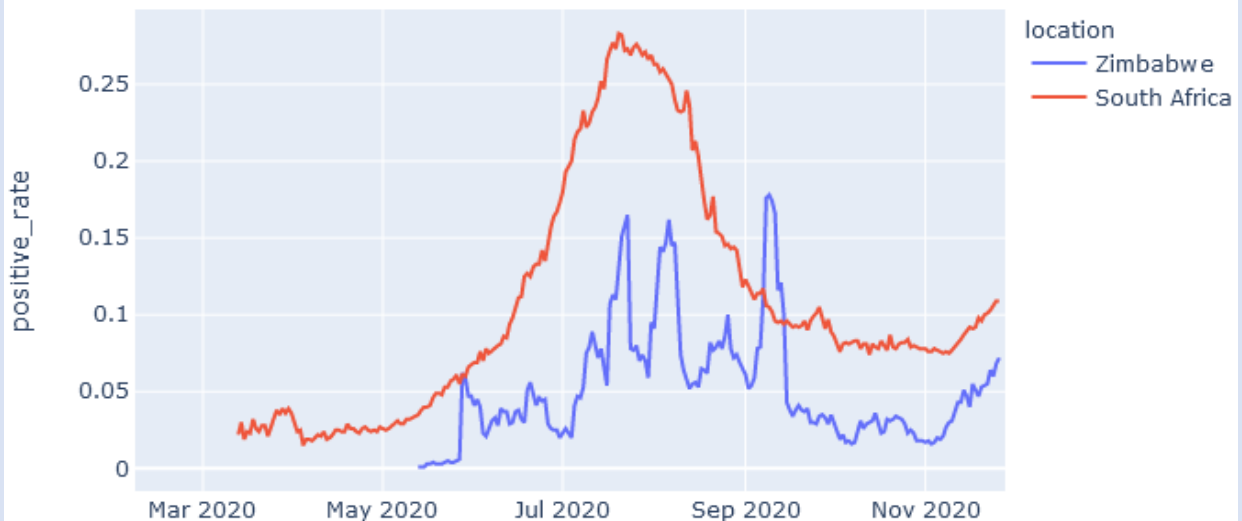


Testing Trends

Covid-19 Testing Trends



Covid 19 Daily Positivity Comparison SA and Zimbabwe



COMMENTS

- The Daily Positivity Comparison Data is as at 26/11/2020

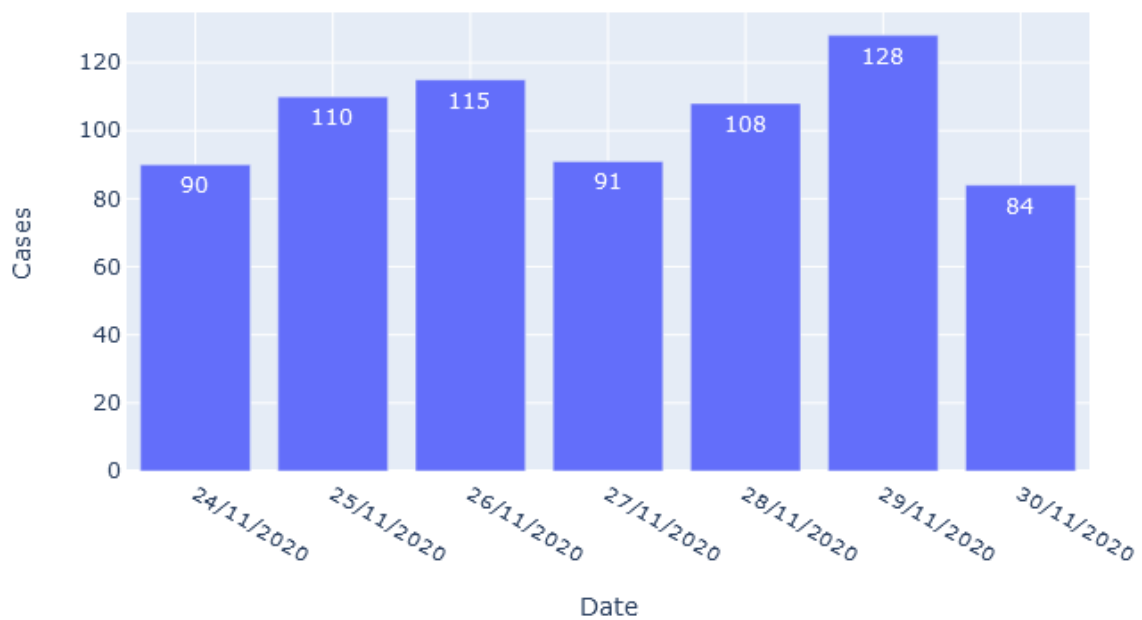
***Testing rates data is not available for other SADC countries**



Regional Analyses

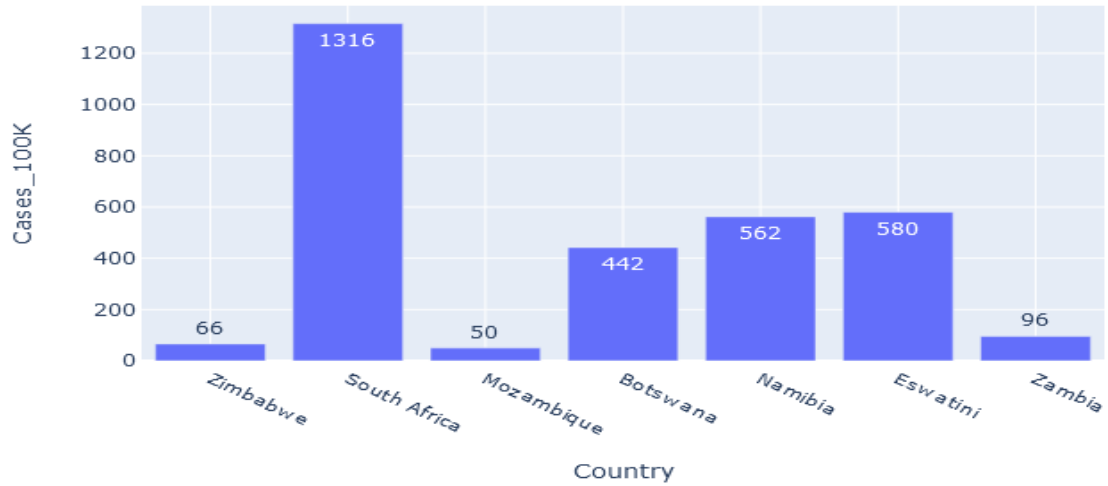
Country	Cumulative Cases	Cumulative Deaths
Zimbabwe	10034	277
South Africa	787702	21477
Mozambique	15613	130
Botswana	10258	31
Namibia	14345	151
Eswatini	6410	121
Zambia	17647	357

Zimbabwe Covid-19 Cases In Last Seven Days

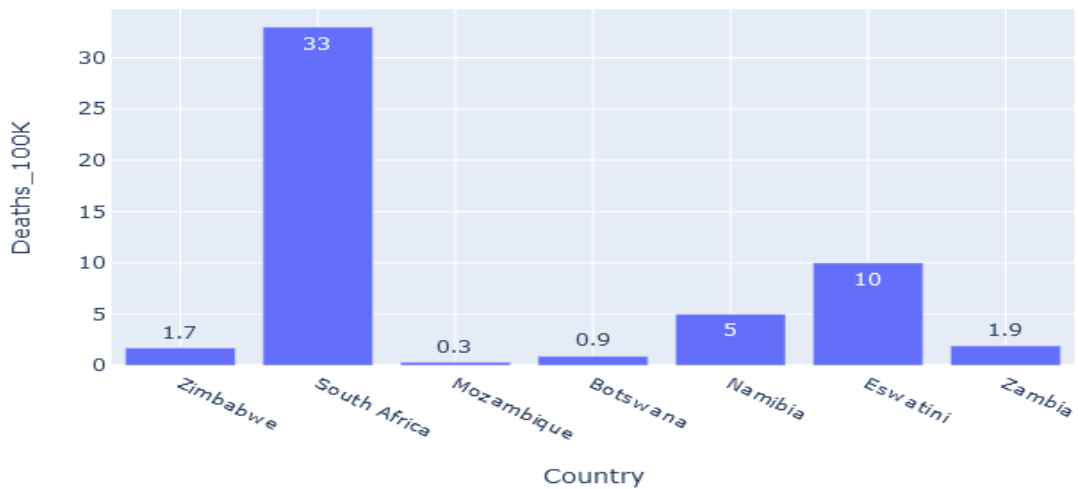




SADC Covid Cases Per 100K Population



SADC Covid Deaths Per 100K Population



COMMENTS

- SA has now surpassed **780 000** cases and has the highest cases and deaths per capita in the SADC region

